



iJRASET

International Journal For Research in
Applied Science and Engineering Technology



INTERNATIONAL JOURNAL FOR RESEARCH

IN APPLIED SCIENCE & ENGINEERING TECHNOLOGY

Volume: 5 Issue: IX Month of publication: September 2017

DOI: <http://doi.org/10.22214/ijraset.2017.9137>

www.ijraset.com

Call: ☎ 08813907089

E-mail ID: ijraset@gmail.com

Structure for Information Model to Customized Wellbeing Framework

Swarooparani¹, Dr. Shiva Murthy G², Prakash V Parande³

¹Computer Science Engineering, ²Head of the Department, ³Assistant Professor, Department of Computer Science VTU CPGS, Muddenahalli, Chikkaballapura, India

Abstract: When large amounts of data is handled, it is important to obtain the desired compatibility between such data to perform activities of access and storage of information; data models are a tool that helps to determine the structure of the information, in order to improve communication and accuracy in applications that use and exchange data with each other for a common purpose. Nowadays, there is no framework for health supporting the data modeling design, i.e. the existing models are generic and therefore are not suitable to support personalized systems and they do not consider the quality of clinical and personal data, required in health care. Based on the CRISP-DM methodology, a framework is proposed to design a data model for personalized health systems. This framework ensures the security of personal and clinical data to relate it with health standards, particularly with the Personal Health (PHR) ISO/TR 14292 standard, which addresses the recommendations of the parameters that must be within a personalized health system. To perform accurate recommendations it is important to make a data mining process, where the data is related to guarantee an accurate and reliable personalization; these relations generated by the model should be taken into account to apply them a data mining technique.

Keywords: Data model, personalized system in health, data mining, PHR, CRISP-DM.

I. INTRODUCTION

The ICT (Information and Communication advances) looks to advance solid propensities and ways of life impacting emphatically on the strength of individuals, so are declines the hazard components influencing the soundness of individuals [1]. The huge measure of information that is put away on the cloud identified with ICT mediations and its clients turn into a hazardous issue [2], since it is imperative to find through information mining, some valuable, surprising and reasonable models and information examples, to give learning which will be utilized as a part of request to the client. Thus it is consider important to check with customized frameworks to advance sound propensities and ways of life in view of a client show fit for gathering, overseeing and connection the individual data of every client keeping in mind the end goal to know the key parts of that individual and make an appropriate pre-preparing of information, created by the client as indicated by the information model(its applied level);besides the client display must be as per the individual wellbeing record standard, since it is important to deal with the clinical data of a man. Having as a top priority the past contemplations, this paper portrays an edge work for information model of wellbeing, where the client demonstrate used to produce the information show (reasonable) is as per the ISO/TR 14292 standard [3] is actualized in a customized framework through information mining procedure, the greater part of this situated in the CRISP-DM system for the pre-handling of data to bolster the advancement of sound propensities and ways of life. At the point when extensive measure of information is taken care of, it is critical to acquire the coveted similarity between such information to perform exercises of get to and capacity of data information models are an instrument that decides the structure of the data, keeping in mind the end goal to enhance the correspondence and exactness in applications that utilization and trade information with each other for a typical reason. These days, there is no structure for wellbeing supporting the information displaying plan, i.e. the current models are non-specific and thusly are not reasonable to bolster customized frameworks and they don't consider the nature of clinical and individual information required in human services.

II. METHODOLOGY

For the development of this article, the Engineering Research Methodology [3] was used. Following this methodology through its stages: 1)It is obtained a conceptual basis through a literature review. 2) The Delphi methodology [4] is used for the selection of items from the user model based on the recommendations of the ISO/TR 14292 standard to design the data model. 3)For system development, the user-centered design (UCD) methodology [5] is used, and the CRISP-DM methodology [6] describes the data mining tasks, in order to distribute the information management and concretize appropriate data mining models to the context this

project. 4)To make the evaluation, the DESMET methodology is used to ensure the quality of the development system. At last, it is important to conclude, socialize and present the obtained results.



Fig. 1 CRISP-DM Methodology

In fig. 1, the CRISP-DM strategy reference show is watched. This technique was followed in the following way: the Business Understanding and the Data Understanding stages are utilized to comprehend the undertaking goals and prerequisites from a business viewpoint, and after that change over this learning into an information mining issue definition and a preparatory arrangement intended to accomplish the targets; and to begin gathering information, at that point get comfortable with the information, to recognize information quality issues, to find first bits of knowledge into the information, or to identify fascinating subsets to frame theories about concealed intonation. The calculated information show level from the proposed structure is made utilizing these two stages. The legitimate information display level depends on the Data Preparation stage that incorporates all exercises required to build the informational collection from the underlying crude information. Errands incorporate table, case, and trait determination and also change and cleaning of information for displaying apparatuses. Following the procedure, the Modeling stage that chooses and applies an assortment of demonstrating methods, and adjust apparatus parameters to ideal esteems.

III. FRAMEWORK DESCRIPTION

A system is an institutionalized arrangement of ideas, practices and criteria to concentrate on a specific kind of issue that fills in as a source of perspective, to stand up to and take care of new issues of a comparative sort [8]. Hence, a structure is made for an information demonstrate in view of a client display as per the ISO/TR 14292 standard for a customized framework in wellbeing; the information demonstrate comprises of three levels as appeared in fig. 2.



Fig.2 Levels of Data Model

A. Conceptual Data Model

Depicts the semantics of a space, being the extent of the model. A calculated construction indicates the sorts of certainties or suggestions that can be communicated utilizing the model [9]. As indicated by what was expressed in [4], it begins to influence the portrayal of the client to show from a non-specific profile, a mental profile and different highlights. Through the technique of client focused outline, a few trademark components characterized are considered. Utilizing the Delphi system, examination outlines (x versus y) are made to characterize to begin with the relations between each of the trademark components considered. ISO/IR 14292 standard ought to be portrayed for the clients demonstrate adaptation. In the main portrayal, themes shrouded in this specialized report, which makes a grouping of individual wellbeing records as indicated by six measurements arranged inside the subjects: PHR

structure, request and parameters, security, correspondence and design. The things acquired from the portrayal of the standard, are 29 coming about things, at that point this things are ordered as exhibited in fig. 3.

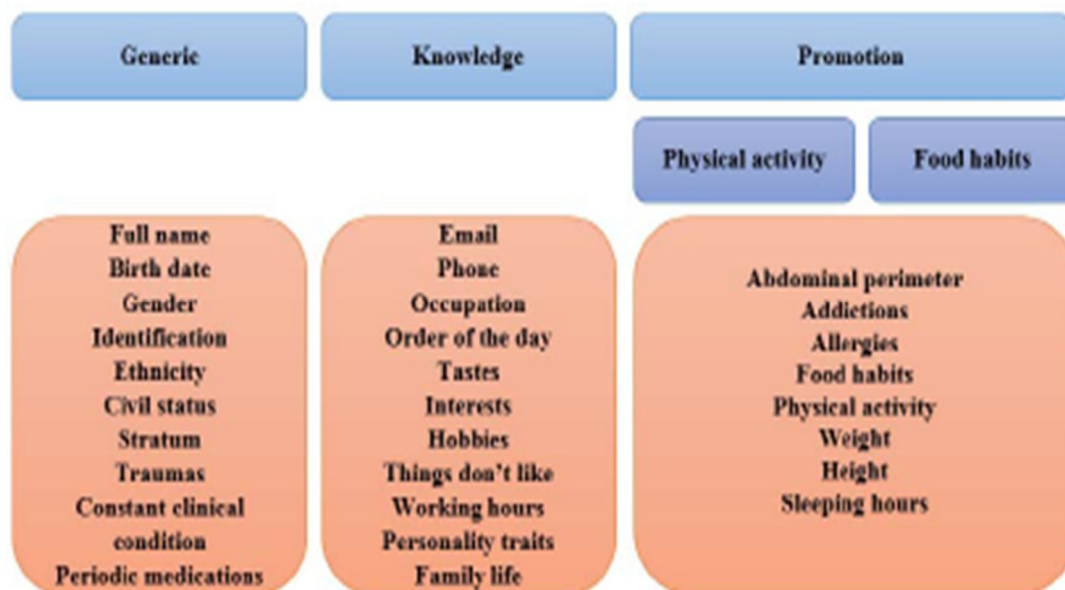


Fig. 3 Items Resulting From the Process In Accordance With ISO

Our Setup

- 1) The possibility of RIT is abused for RDH-EI, by which the client can outsource the encoded picture to the cloud in a type of plaintext and subsequently it will keep away from the consideration of the inquisitive cloud .
- 2) In the RIT based structure, the cloud server can without much of a stretch insert information into the "encoded picture" by self-assertively choosing RDH strategies for plaintext pictures, for example, those At the end of the day, the RDH utilized by the cloud is unimportant with both the sender and recipient, which is known as a customer free RDH-EI plot by us. "Customer free" is essential for the situations of open mists, in which it is hard for the cloud server to ask the customers how to scramble or decode their information, on the grounds that the cloud is thought to be just semi-fair.

B. Logical Data Model

Portrays the information in however much detail as could reasonably be expected, without respect to how they will be physical executed in the database [9]. As an initial step, the connection between things in a connections table is organized as a reason for the framework takes in the model, i.e., the connections table moves toward becoming to the model in the best approach to learn and execute their procedures of induction. The relations between things are produced using the data near tables and regarding the proposed measurements [10]. Once the important client information is gotten, with the assistance of a characterization calculation the induction procedure can be perform, to decide the physical movement and solid eating regimen legitimate intercession for the client as per his/her wellbeing status, needs and interests.

These connections were made between all things of the figure 3, with the reason for ensuring nature of data in light of the fact that the connections proclaim information structures and it permits keep away from excess of learning.

Consider figure 4 to see the learning procedure of the model in light of the things relations, it can be watched the backhanded relations that ascent in the stream lines, for example, the way it influences the client's tastes in sustenance. Another finding is the reliance level between things, the dark lines speak to unidirectional connections and the blue ones speak to bidirectional connections. In this manner, the relations between all things are organized, accomplishing a fruitful plausibility of induction in advancing wellbeing.

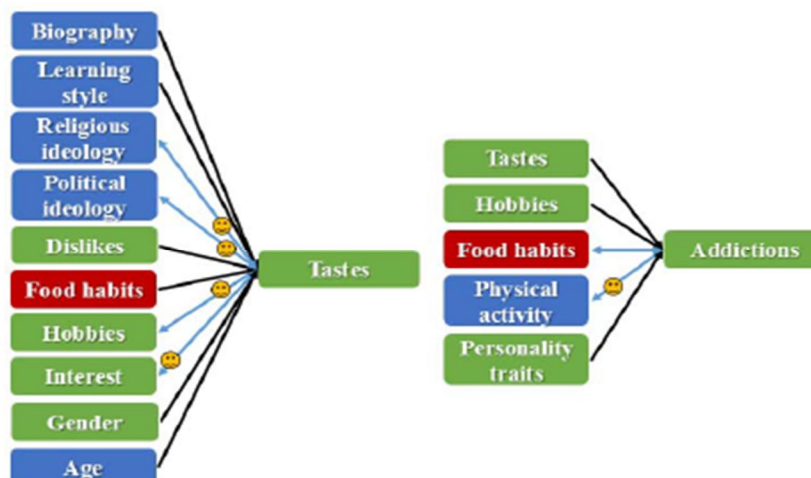


Fig.4 Relationship's Items about Tastes and User Addictions

IV. ARCHITECTURE

The design is partitioned into three sections: (1) servers (2) control (3) see. Following there is a concise clarification of each [10]. In fig. 5 a) User Model Component, it considers the chose things from the client portrayal through the model, the relations between things so organized an earlier learning to decide the surmising rules. b) Intelligence Component, this is the place the preparation dataset upheld by the relations between things ends up noticeably pertinent as a basic piece of recognizing designs with a specific end goal to accomplish wellbeing inductions. Information mining methods and induction choices are additionally part of the knowledge. From this segment is accomplished to advancement Physical Activity and Healthy Diet suggesting customized mediations. c) Database Component, square database progresses toward becoming in the client model and insight segments bolster, since putting away the characteristics of the learning procedures and input and the induced mediations are gathered in databases incorporated into this space.

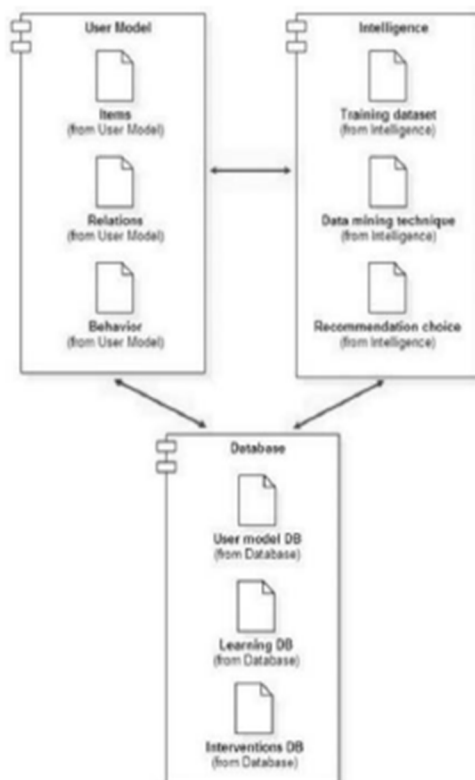


Fig. 5 Diagram Component of the Architecture

V. EXPERIMENTAL RESULTS




Fig. 6 Prediction Result Graph

TABLE I: Prediction Data

SL No	Range	Predication Data
1	1	150P
2	2	500P
3	3	900P
4	4	800P
5	5	1000P

VI. CONCLUSION

The CRIP-DM procedure recommends the past treatment of information that might be dissected is noteworthy to the normal outcomes quality once applying any information preparing strategy. The dynamic idea connections gotten from the client show parts, that zone unit lined by the consistent data display allows the framework takes in the client disposition natural qualities in an extremely extra with productivity strategy that the personalization technique might be extra right and satisfactory.

VII. ACKNOWLEDGEMENT

I would like to express my special thanks of gratitude to Assistant Professor. Mr. Prakash V Parande, Department of Computer Science and Engineering, Visvesvaraya Institute of Advanced Technology. Who gave me the golden opportunity to do this wonderful project on the topic (Structure for Information Model to Customized Wellbeing Framework), which also helped me in doing a lot of research and I came to know about so many new things I am really thankful to him. And, secondly I would also like to thank my parents who helped me a lot in finalizing this project within the limited time frame.

REFERENCES

- [1] K. Hosono and Y. Murakami, "Development of the Web database system for agricultural-work information control", IEICE LOIS 2011-73, pp. 1–6, March 2012 (in Japanese).
- [2] K. T. U. Slamet, Y. Murakami, and K. Shigeta, "Development of farming journal-making support system with information and communication technology", IEICE LOIS 2011-74, pp. 7–12, March 2012 (in Japanese).
- [3] Y. Murakami, K. T. U. Slamet, K. Hosono, and K. Shigeta, "Proposed of cultivation management system with informatics and communication technology", IEEE GCCE 2012, pp.175–176, October 2012.
- [4] Y. Zhu, D. Wu, S. Li, "Cloud Computing and Agricultural Development of China: Theory and Practice", IJCSI International Journal of Computer Science Issues, Vol. 10, Issue 1, No.1, pp. 7–12, January 2013.
- [5] Infeachor, Z., Hu, P., Sun, L., Hudson, N. Zervakis, M.: Bio profiling over Grid for Personalized HealthCare for AD. In: proceedings of the 2009 conference on Computational Intelligence and Bioengineering: Essays in Memory of Antonina Starita, pp.155-165 (2009).
- [6] Huang, Z., Lu, X., Duan, H., Zhao, C.: Collaboration based medical knowledge recommendation. In: Artificial intelligence in medicine, vol. 55, pp. 13-13 (2012).
- [7] Martins, A., Farina, L., De Carvalho, C., Carrapatoso, E.: User modeling in adaptive hypermedia educational systems. IN: Educational Technology & Society, vol. 11, pp.194-207(2008).
- [8] Chen, H., Compton, S., Hsiao, O.: Diabetic Link: A health big data system for patient empowerment and personalized health care. In: Smart Health, pp. 71-83(2013).
- [9] International Organization for Standardization: ISO/TR 14292: Personal Health Records Definition, Scope and Context (2012).
- [10] User Modeling in versatile protest arranged database administration framework scholarly Systems



10.22214/IJRASET



45.98



IMPACT FACTOR:
7.129



IMPACT FACTOR:
7.429



INTERNATIONAL JOURNAL FOR RESEARCH

IN APPLIED SCIENCE & ENGINEERING TECHNOLOGY

Call : 08813907089  (24*7 Support on Whatsapp)