



# **iJRASET**

International Journal For Research in  
Applied Science and Engineering Technology



---

# **INTERNATIONAL JOURNAL FOR RESEARCH**

IN APPLIED SCIENCE & ENGINEERING TECHNOLOGY

---

**Volume: 5**

**Issue: XII**

**Month of publication: December 2017**

**DOI:**

**[www.ijraset.com](http://www.ijraset.com)**

**Call: ☎ 08813907089**

**E-mail ID: [ijraset@gmail.com](mailto:ijraset@gmail.com)**

# The Crustacean Zooplankton Abundance and Population Density in Bhatye Creek, Ratnagiri, Maharashtra, India

Dinesh S. Kharate<sup>1</sup>, Vijay R. Lakwal<sup>2</sup>, Satish S. Mokalsh<sup>3</sup>

<sup>1, 2, 3</sup> Department of Zoology, Dr Babasaheb Ambedkar Marathwada University, Aurangabad-431 004, Maharashtra, India

**Abstract:** The crustacean zooplankton abundance and population density in Bhatye creek, Ratnagiri was studied during February 2016 to January 2017. A total 23 species of crustacean zooplankton belonging to 18 families 20 genera were recorded. The highest abundance were represented by order Calanoida 11 species each contributing about 48% by composition; followed by 6 species of order harpacticoida (26%), 2 species of order cyclopoida (9%), 2 species of order poecilostomatoida (9%), diplostraca (4%) and decapoda (4%) in Bhatye creek. The analysis of results clearly showed a significant positive correlation amongst crustacean zooplankton except order decapoda 'r' value at ( $p < 0.01$ ) level. Hence it revealed that the crustacean zooplankton abundance was well distributed in Bhatye creek except order decapoda, which showed spatial discontinuity in abundance.

**Keywords:** Abundance, composition, crustacean zooplankton, correlation, Bhatye creek.

## I. INTRODUCTION

Zooplankton composition constituted of copepods, cladocera, ostracods, amphipods, lucifers, siphonophora, mollusca, chaetognatha, decapod larvae, appendicularia, invertebrate eggs and fish larvae. They play crucial role in the food chain and energy flow in the aquatic ecosystem through interlinking the autotrophs and heterotrophs. Thus, it has been considered as bio-indicator and meaningful biological tool for assessing the trophic status of the aquatic environment. As crustacean zooplankton was qualitatively and quantitatively important group in zooplankton taxon with regard to their abundance in creek. Saravana kumaret. al., (2007) reported a total of 69 species of which copepods formed the dominant group in different creekwater bodies, along western mangrove of Kutch, west coast of India. Hence, to understand the secondary and tertiary productivity, it is desirable that the systematic of the crustacean zooplankton is known. Milindet. al., (2011) also investigated the response of the crustacean zooplankton community in improving water quality. They found that cyclopoids populations strongly decreased in freshwater while cladocerans did not change their abundance.

Although much work has been done all over the world; but crustacean zooplankton in creek, west coast of India is less well-studied. Only few reports on the zooplankton of creek water accessible from coastal population centres. Under estuarine conditions a freshwater zooplankton assemblage would be unlikely to survive, however may provide short-term food resources for, for example, estuarine macro-invertebrates or juvenile fish. Consequent upon this, there is a need for information on the dynamics of crustacean zooplankton diversity in the Bhatye creek of Ratnagiri coast. The phyla of zooplankton (Crustacea) were encountered during this investigation with the former being more diverse and abundance.

## II. MATERIALS AND METHODS

### A. Study area

Bhatye creek located at Latitude 16°58'13.57" North and Longitude, 73°18'28.10" East, Ratnagiri, west coast of India; where river Kajali meets the Arabian Sea.

### B. Sample collection

Sample was collected fortnightly interval in each month by picking up method developed by Matasakaet. al., (2002). Eight samplingsites were selected along the length of Bhatye creek. Each site is 0.75 to 0.8 Km away from each other. A total 100 litres of water was filtered by using simple conical tow plankton net (65  $\mu$ m bolting nylon cloth) and then concentrated sample transferred in 50ml plastic bottle and later it was preserved in 5% neutralised formaldehyde solution and stain with eosin. Species were then

identified by using available keys (Strickland and Parsons, 1960; Kasturirangan, 1963; Dumont and Tundisi, 1984; Zheng Zhong *et al.*, 1989; Santhanam and Srinivasan, 1994; Peruma *et al.*, 1999 and Conway and White, 2003).

### C. Crustacean zooplankton density counting

Total Enumeration of crustacean zooplankton was done on natural unit count and reported as units or organisms per mL, method described by APHA, (1998). Population density count was done by 'Lack's drop count method' (1998). Average of eight sampling site counts for each sample was taken into account. The results were tabulated as Simple Pearson's correlation coefficient matrix.

## III. RESULTS

A total 23 species of crustacean zooplanktons belonging to 18 families and 20 genera were recorded from Bhatye creek, Ratnagiri coast. Species diversity was found from

| Taxonomic group   | Genus/Species                              |
|-------------------|--|
| Calanoida         | Calonopia elliptica (Dana, 1849)           |
|                   | Pontellina plumata (Dana, 1849)            |
|                   | Pontella fera (Dana, 1849)                 |
|                   | Calanopia minor (Scott A., 1902)           |
|                   | Scolecithrix danae (Lubbock, 1856)         |
|                   | Acrocalanus longicornis (Giesbrecht, 1888) |
|                   | Eucalanus crassus (Giesbrecht, 1888)       |
|                   | Haloptilus spiniceps (Giesbrecht, 1892)    |
|                   | Metacalanus aurivilli (Cleve, 1901)        |
|                   | Heliodiaptomus viduus (Gurney, 1916)       |
|                   | Clausocalanus minor (Sewell, 1929)         |
| Harpacticoida     | Euterpina acutifrons (Dana, 1847)          |
|                   | Clytemnestra scutellata (Dana, 1848)       |
|                   | Miraciaefferata (Dana, 1849)               |
|                   | Longipedia coronata (Claus, 1862)          |
|                   | Longipedia weberi (Scott A., 1909)         |
| Cyclopoida        | Microsetella norvegica (Boeck, 1864)       |
|                   | Oithona brevicornis (Giesbrecht, 1891)     |
| Poecilostomatoida | Oithona oculata (Farran, 1913)             |
|                   | Oncaea media (Giesbrecht, 1981)            |
| Diplostraca       | Sapphirina gastrica (Giesbrecht, 1891)     |
|                   | Leptodora kindtii (Focke, 1844)            |
| Decapoda          | Lucifer penicillifer (Hansen 1919)         |

Table-1: Checklist of crustacean zooplankton species from Bhatye creek, Ratnagiri.

eight prefixed sampling sites, which is shown in table 2 are as follows: Calonopia elliptica, Pontellina plumata, Pontella fera, Calanopia minor, Scolecithrix danae, Acrocalanus longicornis, Eucalanus crassus, Haloptilus spiniceps, Metacalanus aurivilli, Heliodiaptomus viduus, Clausocalanus minor, Euterpina acutifrons, Clytemnestra scutellata, Miraciaefferata, Longipedia coronata, Longipedia weberi, Microsetella norvegica, Oithona brevicornis, Oithona oculata, Oncaea media, Sapphirina gastrica, Leptodora kindtii and Lucifer penicillifer.

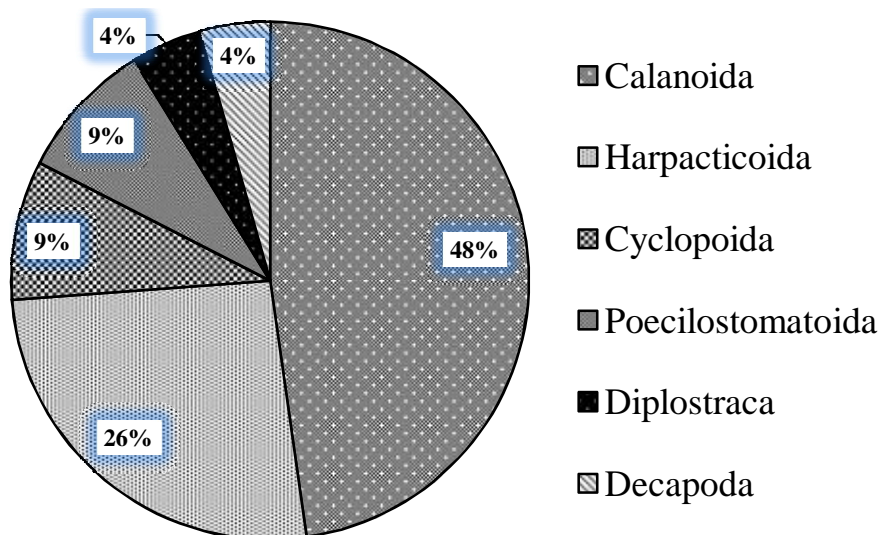


Figure-1: Species distribution in each taxonomic group of crustacean zooplankton.

In the present investigation the figure 1 clearly shows that crustacean zooplankton, order calanoida show highest species distribution than other; as well as least species distribution shows order decapoda in Bhatye creek. The group abundance of individuals is

| Species order     | Calnoida | Harpacticoida | Cyclopoida | Poecilostomatoida | Diplostraca | Decapoda   |
|-------------------|----------|---------------|------------|-------------------|-------------|------------|
| Calnoida          | 1        | 0.992031**    | 0.995326** | 0.90729**         | 0.960898**  | 0.69967*   |
| Harpacticoida     |          | 1             | 0.975226** | 0.953041**        | 0.988129**  | 0.784113*  |
| Cyclopoida        |          |               | 1          | 0.86244**         | 0.929665**  | 0.6274*    |
| Poecilostomatoida |          |               |            | 1                 | 0.988252**  | 0.93524**  |
| Diplostraca       |          |               |            |                   | 1           | 0.870149** |
| Decapoda          |          |               |            |                   |             | 1          |

(\*\* = significant 'r' value at 1% ( $P < 0.01$ ); \* = significant 'r' value at 5% ( $P < 0.05$ ))

Table -2: Pearson's correlation coefficient of crustacean zooplankton from Bhatye creek.

presented in figure 1 showed, order calanoida were represented by 11 species with highest abundance and each species consisting of 48% by composition; and followed as 6 species of order harpacticoida consisting (26%), 2 species of order cyclopoida (9%), 2 species of order poecilostomatoida (9%), order diplostraca (4%) and last, order decapoda consisting 4% by composition in Bhatye creek. The dominance of order calanoida in the study area is common to all sampling sites. In present study table 3 and 4 shows, monthly species population density of crustacean zooplankton; and average of monthly crustacean zooplankton species population density (organism/litre) showed in figure 2I, II, III, IV, V and VI. The results clearly showed a significant positive correlation amongst crustacean zooplankton species except order decapoda 'r' value at ( $p < 0.01$ ) level (Table 2).

#### IV. DISCUSSION

The zooplankton composition influenced by so many factors and they change according to ecological changes. Tropical aquatic ecosystems are the most productive areas with rich zooplankton population found by Robertson *et al.*, (1992) and Saravankumar *et al.*, (2007). The zooplankton, as the basis of the trophic chain, constitutes the most important biological community in any aquatic system. Such information is of much importance in estimating the energy available to higher trophic levels which in turn can be used to estimate harvestable fishery resources. In present study, Twenty three species of crustacean zooplanktons belonging to eighteen families and twenty genera from Bhatye creek, Ratnagiri coast were recorded.



Our results indicate that order calanoida show highest distribution than other crustacean zooplankton species; as well as least distribution shows order decapodain Bhatye creek. An almost similar result has been reported by Kulkarni and Mukadam, (2015) from Bhatye estuary, Ratnagiri, Maharashtra, he also found 25 species of crustacean zooplanktons, and prepare check list of same. However, it compared favourably with the reported 23 species. The present results clearly showed a significant positive correlation amongst crustacean zooplankton species except order decapoda 'r' value at ( $p < 0.01$ ) level (Table 2). The group abundance of individuals was presented, in which order calanoida were represented by 11 species with highest abundance and each species consisting of 48% by composition; and followed as 6 species of order harpacticoida (26%), 2 species of order cyclopoida (9%), 2 species of order poecilostomatoida (9%), 1 species of order diplostraca (4%) and last 1 species of order decapoda (4%) in Bhatye creek.

The difference in the number of zooplankton species in this study and other studies may be attributed to the natural conditions of water bodies and time of sampling. Rao, (1977) studying on the distribution of warm water zooplankton in Indian estuaries and documented that, seasonal variation of salinity in Cochin backwaters. Madhupratap (1980 and 1981) observed the co-existence of copepods and cladocerans of estuarine and coastal waters of South west coast of India. Santhakumari et. al., (1999) reported species composition, abundance and distribution of hydromedusae from Dharmatar estuarine system.

## V. CONCLUSION

The dominance of order calanoida is common in Bhatye creek. Present study revealed that, a significant positive correlation amongst crustacean zooplankton except order decapoda 'r' value at ( $p < 0.01$ ) level; these differences are attributed to duration of sampling, natural conditions of the water bodies and may polymodal occurrence of crustacean zooplankton. This abundance well distributed in Bhatye creek except, order decapods which showed spatial discontinuity in abundance. Research into the composition and abundance of crustacean zooplankton in Bhatye creek is important to determine their occurrence in natural conditions; and are used to assess the biological integrity of the water body, also used in bio-monitoring of pollution.

## REFERENCES

- [1] APHA, (1998) Standard Methods for the Examination of Water and Wastewater, 18<sup>th</sup> Ed., Greenberg, A.E., L.S. Clesceri and A.D. Eaton, (Eds.), American Public Health Association (APHA), American Water Works Association (AWWA), Water Environment Federation (WEF), Washington, DC.
- [2] Conway D. V. P. and White R. G. (2003) Guide to the coastal waters and surface zooplankton of the South-western Indian ocean, Plymouth Laboratories, Marine biological association of the united kingdom occasional publication No-15.
- [3] Dumont H. J. and Tundisi J. G. (1984) Tropical Zooplankton, Dr. W. Junk Publishers, Boston.
- [4] Strickland J.D.H. and Parsons T. R. (1972) A practical hand book of sea water analysis, Bulletin of Fisheries research board of Canada, 167-310.
- [5] Kasturirangan L. R. (1963) A Key for Identification of the more common planktonic copepoda in the Indian Coastal waters. CSIR, New Delhi.
- [6] Kulkarni A. and Mukadam M. (2015) Study of Zooplankton diversity in Bhatye Estuary, Ratnagiri, Maharashtra, Inter. J. of Sci. and Res. Pub., vol. 5, issue, 6, ISSN-2250-3153.
- [7] Lackey R., Nlewadim A. and Adeyemo A. (1998) Effect of inorganic fertilization on zooplankton production in brackish water, (Ed.) Selected papers from 9<sup>th</sup> & 10<sup>th</sup> Annual conference of the Nigerian association of aquatic sciences, held in University of agriculture Abeokuta, Ogun state, Nigeria, pp. 75-82.
- [8] Madhupratap M. (1980) Ecology of the coexisting copepod species in Cochin backwaters, Mahasagar., 13 (1): 45-52.
- [9] Madhupratap M. (1981) Cladocera in the estuarine and coastal waters of south west coast of India. Mahasagar., 14 (3): 215-219.
- [10] Milind A. Herlekar and R. K. Sukhtankar (2011) Morphotectonic Studies along the Part of Maharashtra Coast, India, International Journal of Earth Sciences and Engineering, ISSN 0974-5904, Vol.4, (2); 61-83.
- [11] Perumal P., Sampathkumar P. and Karuppasamy P. K. (1999) Studies on the bloom forming species of phytoplankton in the Vellar estuary, southeast coast of India. Ind J Mar Sci 28: 400-403.
- [12] Rao T. S. (1977) Salinity and distribution of brackish water zooplankton in Indian estuaries, Proc. Symp. Warm water Zoopl. Spl. Publ. UNESCO/NIO: 196-204.
- [13] Robertson A. I. and Blabber S. J. M. (1992) Plankton, Epibenthos and Fish Communities. Tropical Mangrove Ecosystems, American Geophysical Union, Washington, DC, USA 173-224.
- [14] Santhakumari V., Tiwari L. R. and Vijayalakshmy Nair R. (1999) Species composition, abundance and distribution of hydromedusae from Dharmatar estuarine system, adjoining Bombay harbour. Indian J. Mar. Sci., (28); 158-162.
- [15] Santhanam R. and Srinivasan A. (1994) A Manual of Marine Zooplankton, Oxford and IBH Publishing Company, New Delhi-06.
- [16] Saravanakumar A., Rajkumar M., Seshserebiah J. and Thivakaran G. A. (2007) Abundance and seasonal variations of zooplankton in the arid zone mangroves of Gulf of Kachchh-Gujarat, West coast of India. Pak. J. Biol. Sci., (10); 3525-3532.
- [17] Zheng Z., Shaojing, L., Zhou, Q., Zhanzu, X. and Qiwen Y. (1989) Marine Planktology. China Ocean Press, Beijing, China.

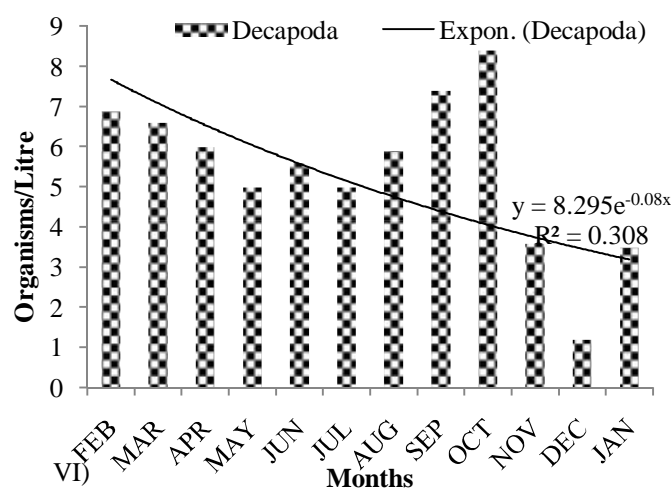
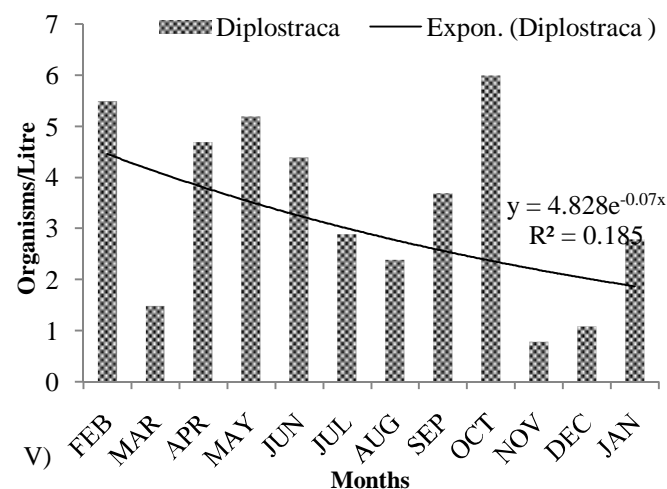
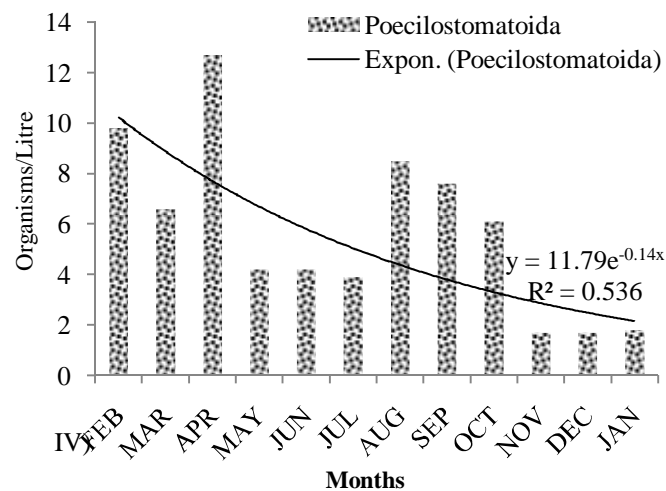
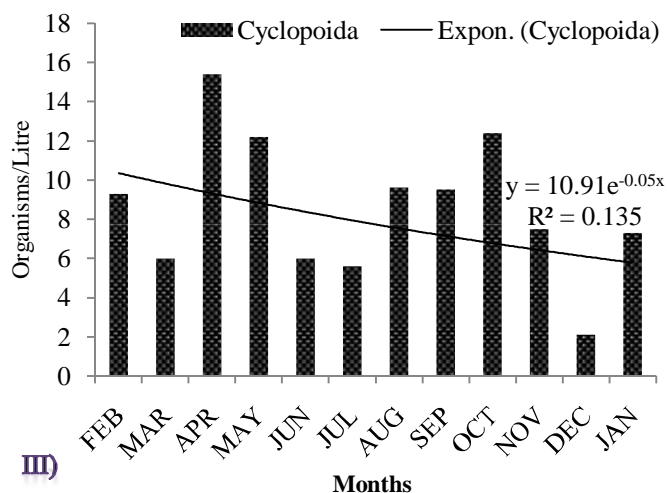
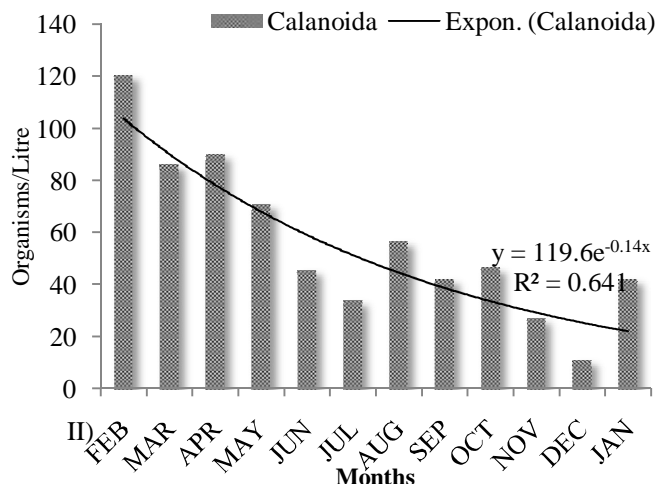
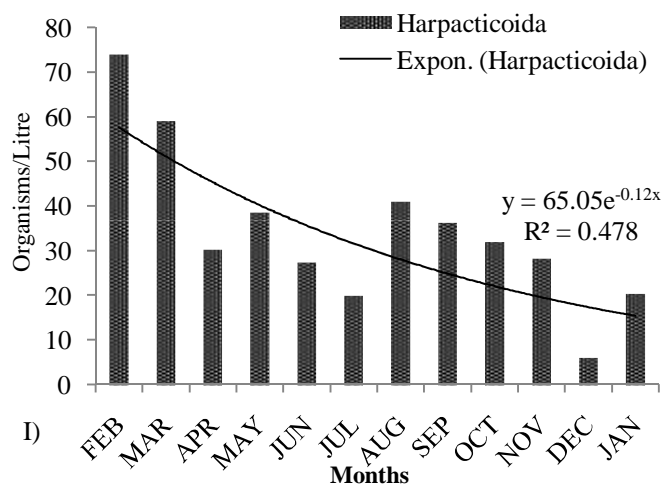


Figure-2: I, II, III, IV, V and VI: Showing monthly variation in abundance of crustacean zooplankton from Bhatye creek during year 2015 to 2017.



| Family            | Species Name            | Months |      |      |       |      |      |      |      |      |      |     |     | Total | Average | Percentage |
|-------------------|-------------------------|--------|------|------|-------|------|------|------|------|------|------|-----|-----|-------|---------|------------|
|                   |                         | FEB    | MAR  | APR  | MAY   | JUN  | JUL  | AUG  | SEP  | OCT  | NOV  | DEC | JAN |       |         |            |
| Calanoida         | Calonopiaelliptica      | 7.7    | 2.7  | 11   | 7.3   | 6.4  | 3.7  | 3.9  | 2.4  | 2.8  | 0.5  | 0.8 | 0.6 | 49.8  | 4.2     | 7.6        |
|                   | Pontellinaplumata       | 9.2    | 4.7  | 7.6  | 4.7   | 9    | 6.7  | 3.6  | 5.9  | 3.2  | 1.5  | 0.8 | 0.5 | 57.4  | 4.8     | 8.8        |
|                   | Pontellafera            | 7.6    | 5.2  | 4.4  | 5.1   | 8    | 4.9  | 4.4  | 5.2  | 5.5  | 1.8  | 0.7 | 0.5 | 53.3  | 4.4     | 8.2        |
|                   | Calanopia minor         | 6      | 1.8  | 4.6  | 4     | 10.5 | 8.3  | 5.7  | 3.7  | 3.5  | 2.6  | 1.3 | 0.7 | 52.7  | 4.4     | 8.1        |
|                   | Scolecithrixdanae       | 10.4   | 12   | 3.8  | 8.2   | 5.3  | 8.5  | 7.1  | 4.8  | 4.5  | 3.1  | 0.8 | 1.1 | 69.6  | 5.8     | 10.6       |
|                   | Acrocalanuslongicornis  | 9.7    | 4.5  | 14.3 | 11.2  | 8.7  | 5.3  | 4.5  | 3.9  | 6.3  | 4    | 1.2 | 0.5 | 74.1  | 6.2     | 11.3       |
|                   | Eucalanuscrassus        | 9      | 5.6  | 7.1  | 1.8   | 1.5  | 2.1  | 3.8  | 7.9  | 8    | 2.6  | 0.9 | 0.6 | 50.9  | 4.3     | 7.8        |
|                   | Haloptilusspiniceps     | 14.6   | 7.9  | 7.4  | 12    | 11.4 | 8.2  | 10.9 | 4.7  | 5.7  | 4.3  | 1   | 0.6 | 88.7  | 7.4     | 13.6       |
|                   | Metacalanusaurivilli    | 13.9   | 8.5  | 1.1  | 7.9   | 9.8  | 4.7  | 5.3  | 2.9  | 2.7  | 2.3  | 0.8 | 0.9 | 60.8  | 5.1     | 9.3        |
|                   | Heliodiaptomusviduus    | 12.3   | 6.6  | 12.8 | 3.6   | 1.8  | 3.5  | 4.4  | 3.8  | 1.8  | 0.4  | 0.5 | 1.6 | 53.1  | 4.4     | 8.1        |
|                   | Clausocalanus minor     | 12.9   | 4.1  | 6.2  | 8.6   | 1.1  | 1.3  | 0.9  | 2.2  | 3.8  | 1.5  | 0.6 | 0.9 | 44.1  | 3.7     | 6.7        |
|                   | TOTAL                   | 113.3  | 63.6 | 80.3 | 74.4  | 73.5 | 57.2 | 54.5 | 47.4 | 47.8 | 24.6 | 9.4 | 8.5 | 654.5 | 54.5    | 100        |
| Harpacticoida     | Euterpinaacutifrons     | 7.4    | 2.6  | 1.8  | 2.7   | 14.5 | 11.3 | 11   | 4.5  | 4.8  | 4.7  | 1   | 0.9 | 67.2  | 5.6     | 8.1        |
|                   | Clytemnestra scutellata | 9.9    | 4.1  | 6.5  | 5.6   | 5    | 2.8  | 5.3  | 5    | 0.6  | 0.9  | 1.1 | 0.9 | 47.7  | 4       | 5.8        |
|                   | Miraciaefferata         | 13     | 10.9 | 5.6  | 3.1   | 0.9  | 1.6  | 4.2  | 6.1  | 4.3  | 2.7  | 0.9 | 0.7 | 54    | 4.5     | 6.5        |
|                   | Longipediatoronata      | 7.8    | 2.5  | 4.6  | 436   | 1.1  | 1.6  | 6.9  | 11.1 | 8.6  | 4.3  | 0.9 | 0.8 | 486.2 | 40.5    | 58.7       |
|                   | Longipediaweberi        | 12.1   | 7.9  | 3.7  | 15.1  | 16   | 11.4 | 3.8  | 5    | 10.7 | 8.7  | 0.9 | 0.8 | 96.1  | 8.0     | 11.6       |
|                   | Microsetellatorvegica   | 18.8   | 12   | 1.1  | 4.9   | 8.9  | 6.2  | 7.1  | 8.5  | 5.5  | 3.5  | 0.7 | 0.4 | 77.6  | 6.5     | 9.4        |
|                   | TOTAL                   | 69     | 40   | 23.3 | 467.4 | 46.4 | 34.9 | 38.3 | 40.2 | 34.5 | 24.8 | 5.5 | 4.5 | 828.8 | 69.1    | 100        |
| Cyclopoida        | Oithonabrevicornis      | 3.8    | 1.1  | 11.8 | 11.4  | 3.4  | 6    | 3.9  | 5.4  | 4.3  | 6.8  | 0.9 | 0.6 | 59.4  | 5       | 55.5       |
|                   | Oithonaoculata          | 4.8    | 7.4  | 3.2  | 2     | 4.9  | 4.1  | 5.5  | 3.8  | 9.6  | 0.6  | 1.1 | 0.7 | 47.7  | 4       | 44.5       |
|                   | TOTAL                   | 8.6    | 8.5  | 15   | 13.4  | 8.3  | 10.1 | 9.4  | 9.2  | 13.9 | 7.4  | 2   | 1.3 | 107.1 | 8.9     | 100        |
| Poecilostomatoida | Oncaea media            | 1.9    | 0.8  | 8.4  | 1.1   | 5.2  | 4.1  | 3.3  | 6    | 4.2  | 0.3  | 0.7 | 0.9 | 36.9  | 3.1     | 51         |
|                   | Sapphirinagastica       | 9      | 9.1  | 2.5  | 1.1   | 0.9  | 1.9  | 4.2  | 2.9  | 1.4  | 1.1  | 0.6 | 0.7 | 35.4  | 3       | 49         |
|                   | TOTAL                   | 10.9   | 9.9  | 10.9 | 2.2   | 6.1  | 6    | 7.5  | 8.9  | 5.6  | 1.4  | 1.3 | 1.6 | 72.3  | 6       | 100        |
| Diplostraca       | Leptodorakindtii        | 5.1    | 1.4  | 3.4  | 5.9   | 6.8  | 5.2  | 3.9  | 4.3  | 7.4  | 0.4  | 1   | 0.4 | 45.2  | 3.8     | 100        |
|                   | TOTAL                   | 5.1    | 1.4  | 3.4  | 5.9   | 6.8  | 5.2  | 3.9  | 4.3  | 7.4  | 0.4  | 1   | 0.4 | 45.2  | 3.8     | 100        |
| Decapoda          | Lucifer penicillifer    | 6.6    | 6.4  | 7    | 5.9   | 9.2  | 9.2  | 8.2  | 8.2  | 10.2 | 2.6  | 1.1 | 1.5 | 76.1  | 6.3     | 100        |
|                   | TOTAL                   | 6.6    | 6.4  | 7    | 5.9   | 9.2  | 9.2  | 8.2  | 8.2  | 10.2 | 2.6  | 1.1 | 1.5 | 76.1  | 290.1   | 100        |

Table -3: Monthly species population density (org./lit.) of crustacean zooplankton sampled from Bhatye creek during February 2015 to January 2016

| Family        | Species Name            | Months |       |       |      |      |      |      |      |      |      |      |      | Total | Average | Percentage |
|---------------|-------------------------|--------|-------|-------|------|------|------|------|------|------|------|------|------|-------|---------|------------|
|               |                         | FEB    | MAR   | APR   | MAY  | JUN  | JUL  | AUG  | SEP  | OCT  | NOV  | DEC  | JAN  |       |         |            |
| Calanoida     | Calonopiaelliptica      | 11.6   | 8     | 10.1  | 5.7  | 1.5  | 0.6  | 3.3  | 1.9  | 2.7  | 0.6  | 0.9  | 7.4  | 54.3  | 4.5     | 7.9        |
|               | Pontellinaplumata       | 11.3   | 8.8   | 4.6   | 10.5 | 1    | 0.6  | 3.9  | 5    | 4.4  | 1.1  | 1    | 4.8  | 57    | 4.8     | 8.2        |
|               | Pontellafera            | 8      | 7.8   | 7.9   | 7.2  | 1.1  | 1    | 3.3  | 4.7  | 5.5  | 3.4  | 1.2  | 5.5  | 56.6  | 4.7     | 8.2        |
|               | Calanopia minor         | 7.9    | 2.6   | 7.3   | 7.8  | 1.2  | 0.8  | 2.7  | 3.5  | 4.5  | 3.3  | 1    | 4    | 46.6  | 3.9     | 6.7        |
|               | Scolecithrixdanae       | 11.9   | 10.1  | 15.3  | 6.5  | 0.8  | 0.9  | 5.5  | 2.7  | 4.3  | 4.1  | 1.6  | 7.3  | 71    | 5.9     | 10.2       |
|               | Acrocalanuslongicornis  | 12     | 15.8  | 16.4  | 6.9  | 0.9  | 1.3  | 7.9  | 3    | 6.2  | 4.5  | 1.5  | 10.8 | 87.2  | 7.3     | 12.7       |
|               | Eucalanuscrassus        | 8.7    | 8.9   | 7.1   | 1.6  | 1.4  | 1    | 5    | 3.7  | 8    | 1.2  | 1.2  | 1.9  | 49.7  | 4.1     | 7.2        |
|               | Haloptilusspiniceps     | 15.2   | 8.1   | 10.1  | 10.9 | 3.1  | 0.9  | 12   | 3.9  | 4.3  | 3.9  | 1.1  | 13.2 | 86.7  | 7.2     | 12.6       |
|               | Metacalanusaurivilli    | 14.5   | 6.6   | 2     | 8    | 2.4  | 1.1  | 6.8  | 2.3  | 1    | 3.2  | 1.1  | 6.9  | 55.9  | 4.7     | 8.1        |
|               | Heliodiaptomusviduus    | 12.2   | 17.1  | 12.6  | 1.4  | 2.8  | 1.5  | 6.1  | 4.5  | 1.6  | 3    | 1.1  | 5    | 68.9  | 5.7     | 10         |
|               | Clausocalanus minor     | 14.7   | 14.9  | 6.7   | 0.9  | 1.4  | 0.7  | 2.6  | 1.7  | 2.9  | 0.8  | 0.9  | 9.1  | 57.3  | 4.8     | 8.3        |
|               | TOTAL                   | 128    | 108.7 | 100.1 | 67.4 | 17.6 | 10.4 | 59.1 | 36.9 | 45.4 | 29.1 | 12.6 | 75.9 | 691.2 | 57.6    | 100        |
| Harpacticoida | Euterpinaacutifrons     | 10.2   | 6.2   | 3.5   | 10   | 1.5  | 1    | 7.6  | 4.9  | 4.2  | 4    | 1    | 2.8  | 56.9  | 4.7     | 13.4       |
|               | Clytemnestra scutellata | 8.6    | 18.1  | 5.1   | 7.1  | 1.4  | 0.5  | 5.9  | 4.5  | 1.8  | 0.8  | 1    | 3.6  | 58.4  | 4.9     | 13.7       |
|               | Miraciaefferata         | 14.7   | 8.5   | 6.9   | 1.6  | 1.1  | 0.7  | 9    | 3.9  | 5.8  | 1.2  | 1.4  | 2.9  | 57.7  | 4.8     | 13.6       |
|               | Longipediatoronata      | 9.5    | 9.1   | 7.9   | 0.7  | 1    | 0.7  | 8.5  | 8.7  | 6.3  | 5.7  | 1.1  | 5.3  | 64.5  | 5.4     | 15.2       |



|                   |                        |      |      |      |      |     |     |      |      |      |      |     |      |       |       |      |
|-------------------|------------------------|------|------|------|------|-----|-----|------|------|------|------|-----|------|-------|-------|------|
| Cyclopoida        | Longipedia weberi      | 13.4 | 21.9 | 8.6  | 16.6 | 1.5 | 1.3 | 5.2  | 5.7  | 6.4  | 15.1 | 1   | 15.6 | 112.3 | 9.3   | 26.4 |
|                   | Microsetella norvegica | 22.6 | 9    | 5.4  | 5.2  | 2.1 | 1   | 7.7  | 4.8  | 5    | 5.2  | 1.1 | 6.2  | 75.3  | 6.3   | 17.7 |
|                   | TOTAL                  | 79   | 72.8 | 37.4 | 41.2 | 8.6 | 5.2 | 43.9 | 32.5 | 29.5 | 32   | 6.6 | 36.4 | 425.1 | 35.4  | 100  |
|                   | Oithona brevicornis    | 5.9  | 2.2  | 11.1 | 5.6  | 1.7 | 0.5 | 3.8  | 6.1  | 4.3  | 6.9  | 1.3 | 11.2 | 60.6  | 5.1   | 61.8 |
|                   | Oithona oculata        | 4    | 1.2  | 4.7  | 5.3  | 2   | 0.5 | 6    | 3.7  | 6.5  | 0.7  | 0.8 | 2    | 37.4  | 3.1   | 38.2 |
| Poecilostomatoida | TOTAL                  | 9.9  | 3.4  | 15.8 | 10.9 | 3.7 | 1   | 9.8  | 9.8  | 10.8 | 7.6  | 2.1 | 13.2 | 98    | 8.2   | 100  |
|                   | Oncaea media           | 1.9  | 1    | 10.4 | 5.2  | 1.1 | 1   | 4.2  | 4.6  | 4.2  | 1.4  | 1.1 | 0.8  | 36.9  | 3.1   | 57.1 |
|                   | Sapphirina gastrica    | 6.8  | 2.3  | 4.1  | 0.9  | 1.1 | 0.7 | 5.2  | 1.7  | 2.3  | 0.6  | 0.9 | 1.1  | 27.7  | 2.3   | 42.9 |
|                   | TOTAL                  | 8.7  | 3.3  | 14.5 | 6.1  | 2.2 | 1.7 | 9.4  | 6.3  | 6.5  | 2    | 2   | 1.9  | 64.6  | 5.4   | 100  |
| Diplostraca       | Leptodora kindtii      | 5.9  | 1.5  | 5.9  | 4.4  | 1.9 | 0.6 | 0.8  | 3.1  | 4.6  | 1.1  | 1.1 | 5.2  | 36.1  | 3     | 100  |
|                   | TOTAL                  | 5.9  | 1.5  | 5.9  | 4.4  | 1.9 | 0.6 | 0.8  | 3.1  | 4.6  | 1.1  | 1.1 | 5.2  | 36.1  | 3     | 100  |
| Decapoda          | Lucifer penicillifer   | 7.1  | 6.7  | 4.9  | 4    | 1.9 | 0.7 | 3.6  | 6.6  | 6.5  | 4.6  | 1.2 | 5.4  | 53.2  | 4.4   | 100  |
|                   | TOTAL                  | 7.1  | 6.7  | 4.9  | 4    | 1.9 | 0.7 | 3.6  | 6.6  | 6.5  | 4.6  | 1.2 | 5.4  | 53.2  | 223.6 | 100  |

**Table -4:** Monthly species population density (org./lit.) of crustacean zooplankton sampled from Bhatye creek during February 2016 to January 2017.





10.22214/IJRASET



45.98



IMPACT FACTOR:  
7.129



IMPACT FACTOR:  
7.429



# INTERNATIONAL JOURNAL FOR RESEARCH

IN APPLIED SCIENCE & ENGINEERING TECHNOLOGY

Call : 08813907089  (24\*7 Support on Whatsapp)