



# **iJRASET**

International Journal For Research in  
Applied Science and Engineering Technology



---

# **INTERNATIONAL JOURNAL FOR RESEARCH**

IN APPLIED SCIENCE & ENGINEERING TECHNOLOGY

---

**Volume: 1**

**Issue: V**

**Month of publication: December 2013**

**DOI:**

**[www.ijraset.com](http://www.ijraset.com)**

**Call: ☎ 08813907089**

**E-mail ID: [ijraset@gmail.com](mailto:ijraset@gmail.com)**

# Mixed Convection in MHD Slip Flow of Alumina Water Nanofluid Over a Flat Plate

Padam Singh<sup>#1</sup>, Manoj Kumar<sup>\*2</sup>

<sup>#</sup>Department of mathematics Statistics and Computer Science,

G.B. Pant University of Agriculture and Technology, Pantnagar, Uttarakhand, India - 263145

**Abstract**— Heat transfer in magnetohydrodynamic (MHD) slip flow of an incompressible, viscous, electrically conducting, mixed convective and steady alumina-water nanofluid over a flat plate has been analyzed. The governing equations are transformed into a set of simultaneous ordinary differential equations by using similarity transformation. The set of equations thus obtained has been solved using Adaptive Runge-Kutta method with shooting technique. The effects of magnetic parameter and heat source parameter on velocity and temperature distribution, shear stress and temperature gradient were depicted graphically and analyzed. Significant changes were observed in the heat transfer rate.

**Keywords**— Magnetohydrodynamic, Heat source, Boundary layer slip, Volume fraction and Mixed convection.

**2010 Mathematics Subject Classification:** 74F10, 76W05, 76N20, 65M06, 76R99.

## I. INTRODUCTION

Wang et al. [4] were studied the mixed convective boundary layer flow of non-Newtonian fluids along vertical wavy plates. The authors found that Prandtl number and buoyancy parameters were seen to enhance the influence of plate surfaces on the local Nusselt number in Newtonian fluids or non-Newtonian fluids. Moreover, the irregular surfaces have higher total heat flux than that of corresponding flat plate for any fluid. Vadasz et al. [5] investigated the heat transfer enhancement in nanofluid suspensions. The results were shown excessive improvement in the thermal conductivity of the suspension. Molla and Yao [7] investigated mixed convective heat transfer of non-Newtonian fluid over a flat plate using a modified power law viscosity model. The results were obtained for a shear thinning fluid in terms of the velocity and temperature distribution, and for wall shear stress and heat transfer rates. Ahmad and Pop [8] studied the steady mixed convection boundary layer flow past a vertical flat plate embedded in a porous medium filled with nanofluids. The effects of various parameters on velocity

distribution were analyzed. Bachok et al. [9] were analyzed heat transfer characteristics of mixed convective flow over a permeable vertical flat plate embedded in an anisotropic fluid. They were found that dual solutions exist for both assisting and opposing flows. Mohammad et al. [10] studied the heat transfer of an alumina-water nanofluid flow inside a wide rectangular micro channel. Results show that the velocity and temperature difference between the phases is very small and negligible. The average Nusselt number increases as the Reynolds number and volume concentration increase and also with the decay in the nanoparticles size. Aladag et al. [11] made experimental investigation of the viscosity of nanofluids at low temperature. It has been found that carbon nano tube water based nanofluid behaves as Newtonian fluid at high shear rate whereas Alumina water based nanofluid is non-Newtonian. Hamed and Kasera [12] studied the variation iteration method solution for mixed convection over horizontal flat plate and analyzed various parameters numerically and graphically.

## INTERNATIONAL JOURNAL FOR RESEARCH IN APPLIED SCIENCE AND ENGINEERING TECHNOLOGY (IJRASET)

The objective of present paper is to study the mixed convective heat transfer in MHD slip flow of alumina water nanofluid over a flat plate.

### II. MATHEMATICAL DESCRIPTION

The physical model of the problem is given here along with flow configuration and coordinate system. Present problem deals with analysis of two dimensional MHD boundary layer slip flow of alumina-water nanofluid. The magnetic field  $B$  is imposed in transverse direction to the flow. The plate length is considered infinite and the uniform velocity at infinity is  $u_\infty$ . The temperature on the surface of the plate is  $T_w$ , and far from the surface it is  $T_\infty$ . The continuity, momentum and energy equations representing flow are as following:

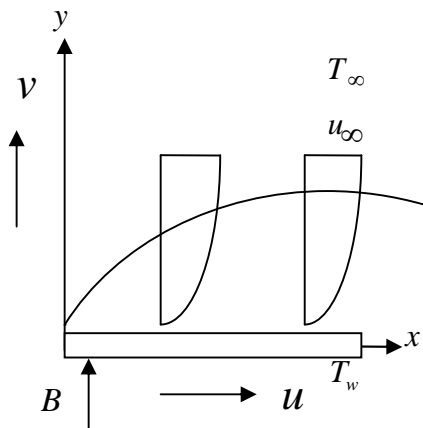


Figure 1: Flow configuration and Coordinate system

$$\frac{\partial u}{\partial x} + \frac{\partial v}{\partial y} = 0 \quad (1)$$

$$u \frac{\partial u}{\partial x} + v \frac{\partial u}{\partial y} = \nu_{nf} \frac{\partial^2 u}{\partial y^2} - \frac{\sigma_{nf} B^2}{\rho_{nf}} (u - u_\infty) + g \beta_T (T - T_\infty) \quad (2)$$

$$u \frac{\partial T}{\partial x} + v \frac{\partial T}{\partial y} = \frac{k_{nf}}{\rho_{nf} c_{p,nf}} \frac{\partial^2 T}{\partial y^2} + \frac{H_0}{\rho c_{p,nf}} (T - T_\infty) \quad (3)$$

With the following boundary conditions:

$$u = V_{sl}, \quad v = 0, \quad \text{and} \quad T = T_w + T_{sl} \frac{\partial T}{\partial y} \quad \text{at } y = 0$$

$$u \rightarrow u_\infty, \quad \text{and} \quad T \rightarrow T_\infty \quad \text{when} \quad y \rightarrow \infty \quad (4)$$

Here  $V_{sl} = v_0 \sqrt{\frac{u_\infty x}{\nu_{nf}}}$ ,  $T_{sl} = t_0 \sqrt{\frac{u_\infty x}{\nu_{nf}}}$  are velocity slip factor and thermal slip factor with initial values  $v_0$ ,  $t_0$  respectively.

TABLE 1  
NANOFLUID PROPERTIES

Dynamic Viscosity [1]	$\mu_{nf} = \mu_f / (1 - \phi)^{2.5}$
Density [2]	$\rho_{nf} = (1 - \phi)\rho_f + \phi\rho_s$
Specific heat [3]	$C_{p,nf} = (1 - \phi)C_{p,f} + \phi(C_{p,s})$
Thermal conductivity [4]	$(k_s/k_f) + 2 - \phi(1 - (k_s/k_f))k_{nf} =$
Kinematic Viscosity	$\nu_{nf} = \mu_{nf} / \rho_{nf}$
Thermal Diffusivity	$\alpha_{nf} = k_{nf} / \rho_{nf} C_{p,nf}$

TABLE 2  
THE PHYSICAL PROPERTIES OF ALUMINA AND WATER AT ROOM TEMPERATURE ARE

	Density (Kg/m <sup>3</sup> )	Thermal Conductivity (W/m.K)	Specific Heat (J/Kg.K)
Alumina	3970	36	769
Water	1000.52	0.597	4181.8

### III. METHOD OF SOLUTION

To solve the governing equations (2) and (3) with the boundary conditions (4) following similarity transformation has been introduced:

$$\psi = \sqrt{u_\infty \nu_{nf} x} f(\eta), \quad \eta = \frac{y}{x} \sqrt{\frac{x u_\infty}{\nu_{nf}}}, \quad \theta(\eta) = \frac{T - T_\infty}{T_w - T_\infty},$$

$$M = \frac{u_\infty B^2}{\mu_{nf} \rho_{nf}}, \quad G_r = \frac{g \beta_T (T_w - T_\infty) x}{u_\infty^2}, \quad \text{and} \quad S = \frac{x H}{\rho_{nf} c_{p,nf} u_\infty} \quad \text{where}$$

$$B = \frac{B_0}{\sqrt{x}}, \quad \beta_T = \frac{\beta_{T0}}{x}, \quad H = \frac{H_0}{x}, \quad Pr = \frac{\mu_{nf}}{\alpha_{nf}}.$$

Here  $B_0$ ,  $\beta_{T0}$ ,  $H_0$  are constants and  $\psi$  is the stream function which satisfies equation (1) with  $u = \frac{\partial \psi}{\partial y}$  and  $v = -\frac{\partial \psi}{\partial x}$

## INTERNATIONAL JOURNAL FOR RESEARCH IN APPLIED SCIENCE AND ENGINEERING TECHNOLOGY (IJRASET)

After using above transformation, the equations (2) and (3) reduce to the nonlinear differential equations as follows:

$$f'''(\eta) + \frac{1}{2}f(\eta)f''(\eta) + M(1 - f'(\eta)) + Gr\theta(\eta) = 0 \quad (5)$$

$$\theta''(\eta) + \frac{1}{2}Prf(\eta)\theta'(\eta) + PrS\theta(\eta) = 0 \quad (6)$$

and the boundary conditions (4) reduce as follows:

$$f(0) = 0, \quad f'(0) = \gamma f'''(0), \quad \theta(0) = 1 + \epsilon \theta'(0),$$

$$\lim_{\eta \rightarrow \infty} f'(\eta) = 1, \quad \lim_{\eta \rightarrow \infty} \theta(\eta) = 0 \quad (7)$$

where  $\gamma = \frac{V_{sf} u_{\infty}}{u_{nf}}$  is the velocity slip parameter and  $\epsilon = \frac{T_{sf} u_{\infty}}{u_{nf}}$  is the thermal slip parameter with initial values  $V_{sf}^0$  and  $T_{sf}^0$ .

To solve the set of non-linear differential equations (5) and (6) subject to the boundary conditions (7) Adaptive Runge-Kutta method with shooting technique has been applied. This method is based on the discretization of the problem domain and the calculation of unknown boundary conditions. The domain of the problem is discretized and the boundary conditions for  $\eta = \infty$  are replaced by  $f'(\eta_{max}) = 1$ , and  $\theta(\eta_{max}) = 0$  where  $\eta_{max}$  is sufficiently large value of  $\eta$  corresponding to step size at which the boundary conditions (7) for  $f(\eta)$  is satisfied.

Onto account of the consistency and to fulfill stability criteria  $\eta_{max} = 8$  and step size  $\Delta\eta = 0.01$  have been taken. To solve the problem the nonlinear equations (5) and (6) are first converted into first order ordinary linear differential equations as follows:

$$\begin{aligned} f'(0) &= y(2); \\ f''(0) &= y(3); \\ f'''(\eta) &= [-\frac{1}{2}y(1)y(3) - M\{1 - y(2)\} - Gr y(4)]; \\ \theta' &= y(5); \\ \theta''(\eta) &= [-\frac{1}{2}Pr y(1)y(5) - SPr y(4)] \end{aligned}$$

There are three conditions on the boundary  $\eta = 0$  and two conditions at  $\eta = \infty$  as given in equation (7). Shooting technique has been used to find required missing initial conditions. The value of unknowns  $f'(0)$  and  $\theta'(0)$  has been tabulated in table 3

TABLE 3

VALUES OF $f'(0)$ AND $\theta'(0)$ FOR $Pr = 6.6556406$ AND $C = 0.05$ OBTAINED BY SHOOTING METHOD			
Parameters		$f'(0)$	$\theta'(0)$
Magnetic Parameter (M) $[\epsilon = 0.1, \gamma = 0.1,$ $Gr = 0.1, S = 0.1]$	0	0.4161	-0.2803
	0.1	0.5121	-0.3483
	0.3	0.6581	-0.4363
	0.5	0.7731	-0.4865
	0.7	0.8693	-0.5287
	1.0	0.9923	-0.5689
Heat Source Parameter (S) $[\epsilon = 0.1, \gamma = 0.1,$ $Gr = 0.1, M = 0.5]$	0	0.7658	-0.7868
	0.1	0.7728	-0.4907
	0.3	0.8054	-0.6509
	0.7	0.6937	-1.7999
	1.0	0.7189	-0.7799
	1.5	0.7203	-0.7745

#### IV. RESULT AND DISCUSSION

The computations have been made for velocity, temperature, temperature gradient, Shear stress profile and other physical parameters involved in the flow. The results were depicted graphically to analyze them and their physical explanation is also given corresponding to different values of magnetic parameter and heat source parameter. The physical and thermal properties of alumina water nanofluid corresponding to different volume fraction are also tabulated below in table 4.

Figures 2-3 exhibit the velocity and shear stress profiles obtained by the numerical simulations for various values of magnetic parameter M. It is noticed that the velocity increases with an increase in the magnetic parameter while shear stress profile increases upto  $\eta = 1.45866667$  and then decreases asymptotically. The temperature and temperature gradient profile decrease with an increase in the magnetic parameter M as shown in figures 4 - 5. Figures 6-7 show the effect of heat source parameter on velocity and shear stress profile respectively. It has been observed that the velocity decreases



## INTERNATIONAL JOURNAL FOR RESEARCH IN APPLIED SCIENCE AND ENGINEERING TECHNOLOGY (IJRASET)

and shear stress increases with an increase in the heat source parameter. The effects of heat source parameter on temperature and temperature gradient have also been studied through figures 8 and 9. It is noticed that the temperature decreases upto  $\eta = 1.67466667$  and then increases. Similarly temperature gradient decreases upto  $\eta = 1.17688889$  and then increases.

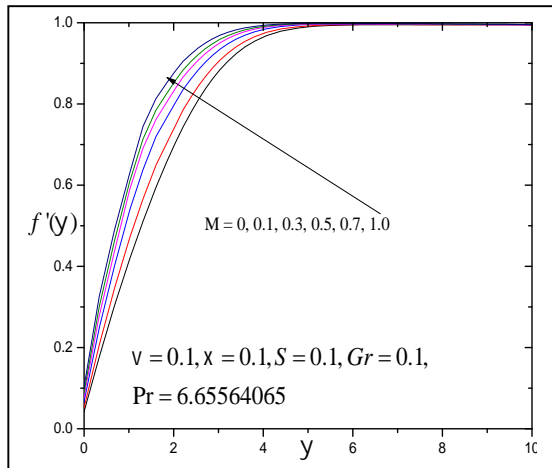


Fig.2 Effect of magnetic parameter on velocity

Fig. 4 Effect of magnetic parameter on temperature

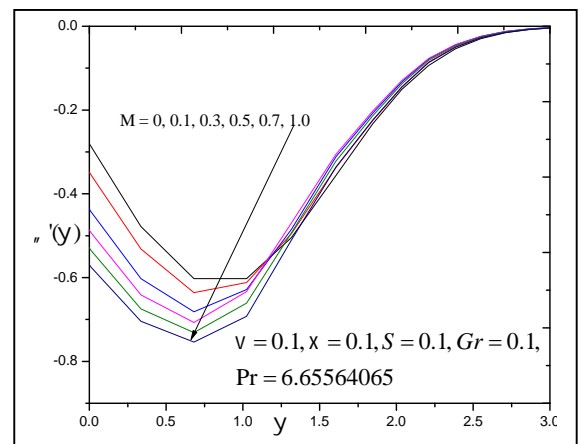


Fig.5 Effect of magnetic parameter on temperature gradient

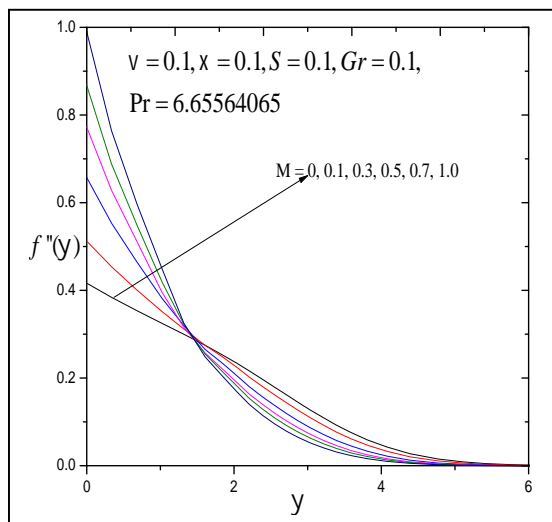


Fig. 3 Effect of magnetic parameter on Shear stress

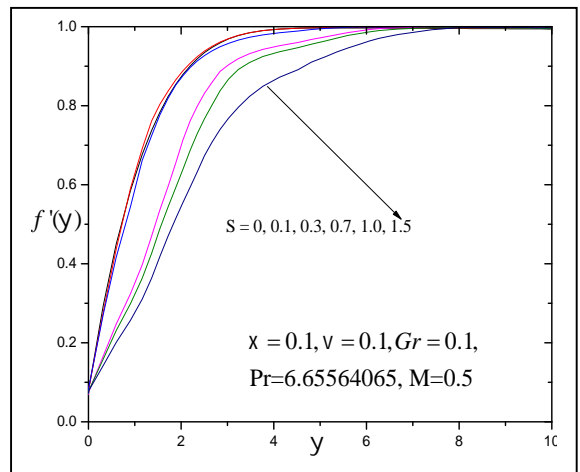
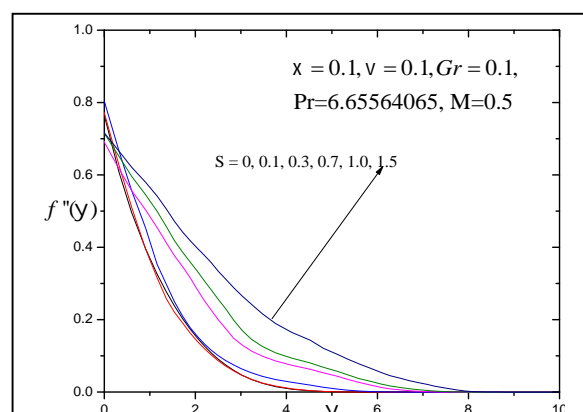
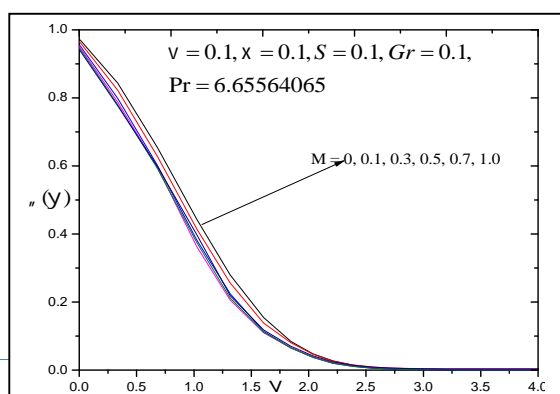


Fig.6 Effect of heat source on velocity.



# INTERNATIONAL JOURNAL FOR RESEARCH IN APPLIED SCIENCE AND ENGINEERING TECHNOLOGY (IJRASET)

Fig.7 Effect of heat source on shear stress

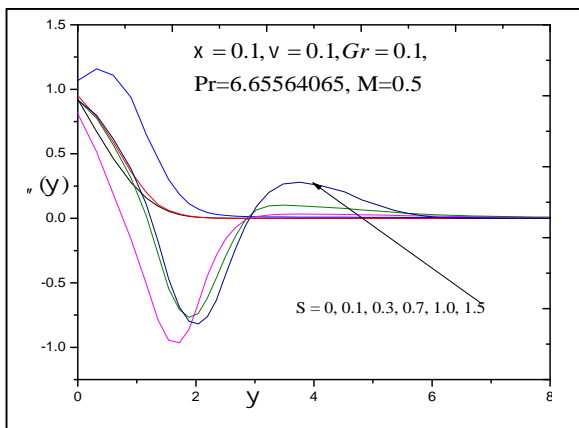


Fig.8 Effect of heat source on temperature

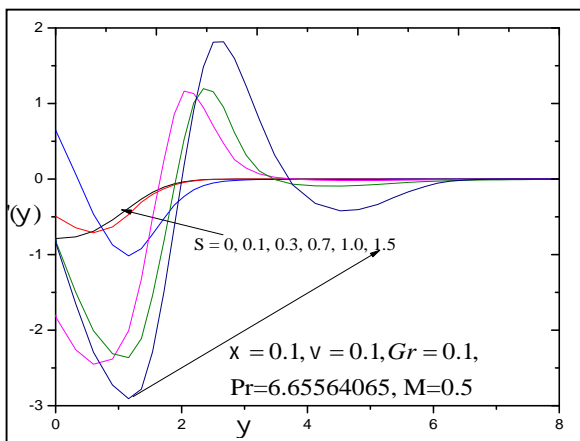


Fig.9 Effect of heat source on temperature gradient

## V. NOMENCLATURE

$B$  : Magnetic field

$C_{pnf}$  : Specific heat capacity

$G_r$  : Thermal Grashof number

$g$  : Gravitational acceleration

$H$  : Heat source

$k_f$  : Thermal conductivity of water

$k_{nf}$  : Thermal conductivity of nanofluid

$k_s$  : Thermal conductivity of alumina particles

$L$  : Reference length

$M$  : Magnetic parameter

$n$  : Empirical shape factor

$Pr$  : Prandtl number

$S$  : Heat source parameter

$T_w$  : Temperature at the wall

$t_{sf}$  : Thermal slip factor

$T$  : Temperature at infinity

$u$  : Uniform velocity at infinity

$u, v$  : Velocity components in x and y direction

$\epsilon$  : Thermal slip parameter

$\beta_T$  : Thermal expansion coefficient

$\gamma$  : Velocity slip parameter

$\sigma_{nf}$  : Electrical conductivity of nanofluid

$\omega$  : Sphericity

$\phi$  : Volume fraction of nanoparticles

$\rho_f$  : Density of water

$\rho_s$  : Density of alumina particles

$\rho_{nf}$  : Nanofluid density

$\mu_{nf}$  : Dynamic viscosity of nanofluid

$\nu_{nf}$  : Kinematic viscosity of nanofluid

$\nu_{sf}$  : Velocity slip factor.

# INTERNATIONAL JOURNAL FOR RESEARCH IN APPLIED SCIENCE AND ENGINEERING TECHNOLOGY (IJRASET)

**TABLE 4**  
PHYSICAL PARAMETERS FOR  $Al_2O_3$  NANOFLUID AT 20°C

Vol. Fr.	Thermal Conductivity $K_{nf}$	Dynamic Viscosity $\mu_{nf}$	Prandtl Number Pr	Thermal Diffusivity $\alpha_{nf}$	Kinematic Viscosity $\nu_{nf}$	Density $\rho_{nf}$	Heat Capacity $C_{p,nf}$
0.00	0.5970000	1.0020000	7.0186994	0.1426872	1.0014792	1000.5200	4181.800
0.01	0.6142114	1.0274950	6.9385106	0.1437426	0.9973600	1030.2148	4147.672
0.02	0.6317568	1.0539075	6.8622847	0.1448988	0.9943372	1059.9096	4113.544
0.03	0.6496460	1.0812805	6.7898403	0.1461537	0.9923606	1089.6044	4079.416
0.04	0.6678893	1.1096592	6.7210103	0.1475057	0.9913875	1119.2992	4045.288
0.05	0.6864972	1.1390917	6.6556406	0.1489536	0.9913818	1148.9940	4011.160
0.06	0.7054809	1.1696288	6.5935894	0.1504967	0.9923135	1178.6888	3977.032
0.07	0.7248517	1.2013245	6.5347257	0.1521346	0.9941582	1208.3836	3942.904
0.08	0.7446217	1.2342358	6.4789292	0.1538674	0.9968963	1238.0784	3908.776
0.09	0.7648033	1.2684233	6.4260890	0.1556954	1.0014792	1000.5200	4181.800
0.10	0.7854095	1.3039515	6.3761029	0.1576193	0.9973600	1030.2148	4147.672

## REFERENCES:

- [1] A. Einstein, *Investigation on the Theory of the Brownian Movement*. Dover, New York, (1956).
- [2] D.A. Drew, S.L. Passman, *Theory of Multicomponent Fluids*. Springer (1999).
- [3] Xuan, Y. and Roetzel, W. *Conceptions for heat transfer correlation of nanofluids*, IJHMT, vol.43, pp.3701-3707, 2000.
- [4] Wang, C.C. Chen, C.K. *Mixed convection boundary layer flow of non Newtonian fluids along vertical wavy plates*, Int.J.of Heat and Fluid Flow, vol.23, pp. 831-839, 2002.
- [5] Vadasz, J.J., Govender, S., Vadasz, P. *Heat transfer enhancement in nanofluid suspensions: possible mechanism and explanations*, IJHMT, vol.48, pp.2673-2683, 2005.
- [6] Patel, H.E., Sundararajan, T., Pradeep, T., Dasgupta, A., Dasgupta, N., and Das, S.K. *A micro-convection model for thermal conductivity of nanofluids*, Pramana- J. of Phy., vol. 65, pp.863-869, 2005.
- [7] Molla, M.M., Yao, L.S. *Mixed convection of non Newtonian fluids along a heated vertical flat plate*, IJHMT, vol.52, pp. 3266-3271, 2009.
- [8] Ahmad, S., Pop, I. *Mixed convection boundary layer flow from a vertical flat plate embedded in a porous medium filled with nanofluids*, Int. comm. in heat and mass transfer, vol.37, pp. 987-991, 2010.
- [9] Bachok, N., Ishak, A., Pop, I. *Mixed convection boundary layer flow over a permeable vertical flat plate embedded in a anisotropic porous medium*, mathematical problems in engg., ID 659023, pp. 1-12, 2010.
- [10] K., Mohammad, Abbassi, A., Avval, M.S., Frijns, A., Darhuber, A., Harting, J. *Experimental and numerical investigation of nanofluid forced convection inside a wide microchannel heat sink*, App. Thermal Engg., vol.36, pp.260-268, 2012.
- [11] Aladag, B., Halelfadl, S., Doner, N., Mare, T., Duret, S. and Estelle, P. *Experimental investigations of the viscosity of nanofluids at low temperatures*, App. Energy, vol.97, pp.876-880, 2012.
- [12] Hamed, S., Kasra, A. *VIM Solution for mixed convection over horizontal moving porous flat plate*, progress in applied mathematics, vol.6(1), pp.12-29, 2013.



10.22214/IJRASET



45.98



IMPACT FACTOR:  
7.129



IMPACT FACTOR:  
7.429



# INTERNATIONAL JOURNAL FOR RESEARCH

IN APPLIED SCIENCE & ENGINEERING TECHNOLOGY

Call : 08813907089  (24\*7 Support on Whatsapp)