



iJRASET

International Journal For Research in
Applied Science and Engineering Technology



INTERNATIONAL JOURNAL FOR RESEARCH

IN APPLIED SCIENCE & ENGINEERING TECHNOLOGY

Volume: 6 Issue: II Month of publication: February 2018

DOI: <http://doi.org/10.22214/ijraset.2018.2008>

www.ijraset.com

Call: ☎ 08813907089

E-mail ID: ijraset@gmail.com

An Insight Prospect of Nano-material in the Manufacturing Technology

Pankaj Agarwa¹

¹Assistant Professor, Amity University Jaipur,

Abstract: *In communication sector always the major factor was the medium. The change was so rapid that no one realized when the pigeon has become electrons. It is really thought provoking that how nanotechnology brings out revolutions in telecommunication as well as computing and networking industries. Forthcoming developments in nanotechnology through which the impossible can be made possible are nanomaterials with novel optical, electrical, and magnetic properties, compact as well as fast non-silicon based chipsets for processors, quantum computing and DNA computing, development of telecom switches which are fast and reliable, micro-electro-mechanical systems and above all the development of imaging and microscopic systems with high resolution. So for these reasons it is not futile to examine the broad range of nanotechnology and the revolutions made by it in the field of telecommunications. Hence a detailed account of the types of communications and the recent development in this field is essential. The term 'nanotechnology' covers a very broad range of entities and industrial applications. This paper focuses on key principles and issues, cross referencing other sources for detailed information, rather than attempting a comprehensive account of the science.*

I. INTRODUCTION

Nanomaterials is a field that takes a material science -based approach to nanotechnology. It studies materials with morphological features on the nanoscale, and especially those that have special properties stemming from their nanoscale dimensions. Nanoscale is usually defined as smaller than a one tenth of a micrometer in at least one dimension, though this term is sometimes used for even smaller materials. A natural, incidental or manufactured material containing particles, in an unbound state or as an aggregate or as an agglomerate and where, for 50% or more of the particles in the number size distribution, one or more external dimensions is in the size range 1 nm – 100 nm. In specific cases and where warranted by concerns for the environment, health, safety or competitiveness the number size distribution threshold of 50% may be replaced by a threshold between 1 and 50%. Some nanomaterials occur naturally, but of particular interest are engineered nanomaterials (EN), which are designed for, and already being used in many commercial products and processes. They can be found in such things as sunscreens, cosmetics, sporting goods, stain-resistant clothing, tires, electronics, as well as many other everyday items, and are used in medicine for purposes of diagnosis, imaging and drug delivery. Engineered nanomaterials are resources designed at the molecular (nanometre) level to take advantage of their small size and novel properties which are generally not seen in their conventional, bulk counterparts. The two main reasons why materials at the nano scale can have different properties are increased relative surface area and new quantum effects. Nanomaterials have a much greater surface area to volume ratio than their conventional forms, which can lead to greater chemical reactivity and affect their strength. Also at the nano scale, quantum effects can become much more important in determining the materials properties and characteristics, leading to novel optical, electrical and magnetic behaviors.

III. CLASSIFICATION OF NANOMATERIALS

Nanomaterials have extremely small size which having at least one dimension 100 nm or less. Nanomaterials can be nanoscale in one dimension (eg. surface films), two dimensions (eg. strands or fibres), or three dimensions (eg. particles). They can exist in single, fused, aggregated or agglomerated forms with spherical, tubular, and irregular shapes. Common types of nanomaterials include nanotubes, dendrimers, quantum dots and fullerenes. Nanomaterials have applications in the field of nano technology, and displays different physical chemical characteristics from normal chemicals (i.e., silver nano, carbon nanotube, fullerene, photocatalyst, carbon nano, silica). According to Siegel, Nanostructured materials are classified as Zero dimensional, one dimensional, two dimensional, three dimensional nanostructures.

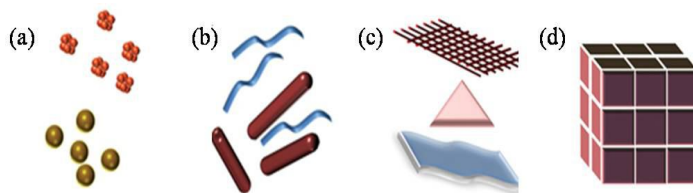


Fig. Classification of Nanomaterials (a) 0D spheres and clusters, (b) 1D nanofibers, wires, and rods, (c) 2D films, plates, and networks, (d) 3D nanomaterials.

Nanomaterials are materials which are characterized by an ultra fine grain size (< 50 nm) or by a dimensionality limited to 50 nm. Nanomaterials can be created with various modulation dimensionalities as defined by Richard W. Siegel: zero (atomic clusters, filaments and cluster assemblies), one (multilayers), two (ultrafine-grained overlayers or buried layers), and three (nanophase materials consisting of equiaxed nanometer sized grains) as shown in the above figure.

III. PROPERTIES OF NANOMATERIALS

Nanomaterials have the structural features in between of those of atoms and the bulk materials. While most microstructured materials have similar properties to the corresponding bulk materials, the properties of materials with nanometer dimensions are significantly different from those of atoms and bulks materials. This is mainly due to the nanometer size of the materials which render them:

- A. large fraction of surface atoms
- B. high surface energy
- C. spatial confinement
- D. Reduced imperfections, which do not exist in the corresponding bulk materials.

Due to their small dimensions, nanomaterials have extremely large surface area to volume ratio, which makes a large to be the surface or interfacial atoms, resulting in more “surface” dependent material properties. Especially when the sizes of nanomaterials are comparable to length, the entire material will be affected by the surface properties of nanomaterials. This in turn may enhance or modify the properties of the bulk materials. For example, metallic nanoparticles can be used as very active catalysts. Chemical sensors from nanoparticles and nanowires enhanced the sensitivity and sensor selectivity.

The nanometer feature sizes of nanomaterials also have spatial confinement effect on the materials, which bring the quantum effects. The energy band structure and charge carrier density in the materials can be modified quite differently from their bulk and in turn will modify the electronic and optical properties of the materials. For example, lasers and light emitting diodes (LED) from both of the quantum dots and quantum wires are very promising in the future optoelectronics. High density information storage using quantum dot devices is also a fast developing area. Reduced imperfections are also an important factor in determination of the properties of the nanomaterials. Nanostructures and Nanomaterials favors of a selfpurification process in that the impurities and intrinsic material defects will move to near the surface upon thermal annealing. This increased materials perfection affects the properties of nanomaterials. For example, the chemical stability for certain nanomaterials may be enhanced, the mechanical properties of nanomaterials will be better than the bulk materials. The superior mechanical properties of carbon nanotubes are well known. Due to their nanometer size, nanomaterials are already known to have many novel properties. Many novel applications of the nanomaterials rose from these novel properties have also been proposed.

IV. OPTICAL PROPERTIES

One of the most fascinating and useful aspects of nanomaterials is their optical properties. Applications based on optical properties of nanomaterials include optical detector, laser, sensor, imaging, phosphor, display, solar cell, photocatalysis, photoelectrochemistry and biomedicine. The optical properties of nanomaterials depend on parameters such as feature size, shape, surface characteristics, and other variables including doping and interaction with the surrounding environment or other nanostructures. Likewise, shape can have dramatic influence on optical properties of metal nanostructures. Fig. exemplifies the difference in the optical properties of metal and semiconductor nanoparticles. With the CdSe semiconductor nanoparticles, a simple change in size alters the optical properties of the nanoparticles. When metal nanoparticles are enlarged, their optical properties change only slightly as observed for

the different samples of gold nanoparticles in fig. However, when an anisotropy is added to the nanoparticle, such as growth of nanorods, the optical properties of the nanoparticles change dramatically.

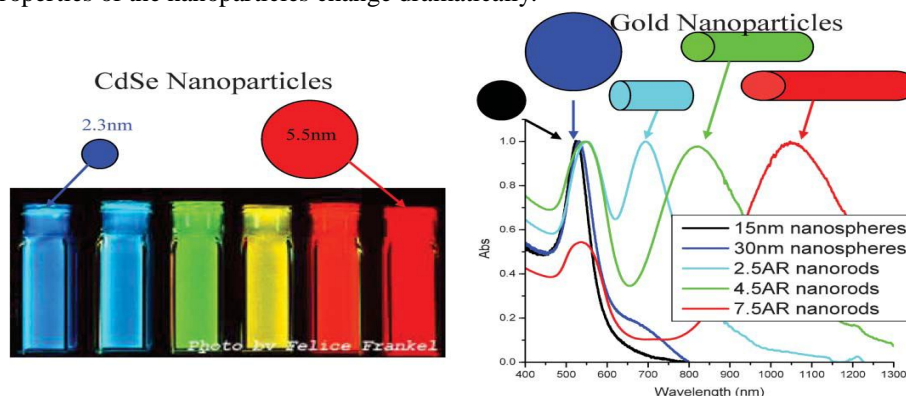


Fig. Fluorescence emission of (CdSe) ZnS quantum dots of various sizes and absorption spectra of various sizes and shapes of gold nanoparticles.

V. ELECTRICAL PROPERTIES

Electrical Properties of Nanoparticles discuss about fundamentals of electrical conductivity in nanotubes and nanorods, carbon nanotubes, photoconductivity of nanorods, electrical conductivity of nanocomposites. One interesting method which can be used to demonstrate the steps in conductance is the mechanical thinning of a nanowire and measurement of the electrical current at a constant applied voltage. The important point here is that, with decreasing diameter of the wire, the number of electron wave modes contributing to the electrical conductivity is becoming increasingly smaller by well-defined quantized steps. In electrically conducting carbon nanotubes, only one electron wave mode is observed which transport the electrical current. As the lengths and orientations of the carbon nanotubes are different, they touch the surface of the mercury at different times, which provides two sets of information: (i) the influence of carbon nanotube length on the resistance; and (ii) the resistances of the different nanotubes. As the nanotubes have different lengths, then with increasing protrusion of the fiber bundle an increasing number of carbon nanotubes will touch the surface of the mercury droplet and contribute to the electrical current transport.




Fig. Electrical behavior of naotubes (P. G. Collins and Ph. Avouris, *Scientific American*, 62, 2000, 283).

VI. MECHANICAL PROPERTIES

“Mechanical Properties of Nanoparticles” deals with bulk metallic and ceramic materials, influence of porosity, influence of grain size, superplasticity, filled polymer composites, particle-filled polymers, polymer-based nanocomposites filled with platelets, carbon nanotube-based composites. The discussion of mechanical properties of nanomaterials is, in to some extent, only of quite basic interest, the reason being that it is problematic to produce macroscopic bodies with a high density and a grain size in the range of less than 100 nm. However, two materials, neither of which is produced by pressing and sintering, have attracted much greater interest as they will undoubtedly achieve industrial importance. These materials are polymers which contain nanoparticles or nanotubes to improve their mechanical behaviors, and severely plastic-deformed metals, which exhibit astonishing properties. However, because of their larger grain size, the latter are generally not accepted as nanomaterials. Experimental studies on the mechanical properties of bulk nanomaterials are generally impaired by major experimental problems in producing specimens with exactly defined grain sizes and porosities. Therefore, model calculations and molecular dynamic studies are of major importance for an understanding of the mechanical properties of these materials. Filling polymers with nanoparticles or nanorods and nanotubes,

respectively, leads to significant improvements in their mechanical properties. Such improvements depend heavily on the type of the filler and the way in which the filling is conducted. The latter point is of special importance, as any specific advantages of a nanoparticulate filler may be lost if the filler forms aggregates, thereby mimicking the large particles. Particulate-filled polymer-based nanocomposites exhibit a broad range of failure strengths and strains. This depends on the shape of the filler, particles or platelets, and on the degree of agglomeration. In this class of material, polymers filled with silicate platelets exhibit the best mechanical properties and are of the greatest economic relevance. The larger the particles of the filler or agglomerates, the poorer are the properties obtained. Although, potentially, the best composites are those filled with nanofibers or nanotubes, experience teaches that sometimes such composites have the least ductility. On the other hand, by using carbon nanotubes it is possible to produce composite fibers with extremely high strength and strain at rupture. Among the most exciting nanocomposites are the polymer-ceramic nanocomposites, where the ceramic phase is platelet-shaped. This type of composite is preferred in nature, and is found in the structure of bones, where it consists of crystallized mineral platelets of a few nanometers thickness that are bound together with collagen as the matrix. Composites consisting of a polymer matrix and defoliated phyllosilicates exhibit excellent mechanical and thermal properties.

VII. MAGNETIC PROPERTIES

Bulk gold and Pt are non-magnetic, but at the nano size they are magnetic. Surface atoms are not only different to bulk atoms, but they can also be modified by interaction with other chemical species, that is, by capping the nanoparticles. This phenomenon opens the possibility to modify the physical properties of the nanoparticles by capping them with appropriate molecules. Actually, it should be possible that non-ferromagnetic bulk materials exhibit ferromagnetic-like behavior when prepared in nano range. One can obtain magnetic nanoparticles of Pd, Pt and the surprising case of Au (that is diamagnetic in bulk) from non-magnetic bulk materials. In the case of Pt and Pd, the ferromagnetism arises from the structural changes associated with size effects.

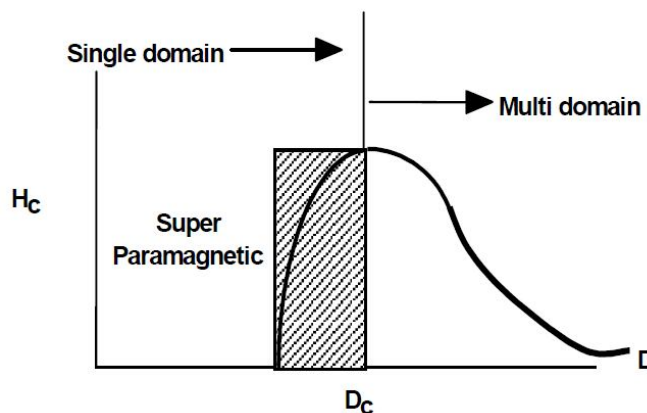


Fig. Magnetic properties of nanostructured materials

However, gold nanoparticles become ferromagnetic when they are capped with appropriate molecules: the charge localized at the particle surface gives rise to ferromagnetic-like behavior.

Surface and the core of Au nanoparticles with 2 nm in diameter show ferromagnetic and paramagnetic character, respectively. The large spin-orbit coupling of these noble metals can yield to a large anisotropy and therefore exhibit high ordering temperatures. More surprisingly, permanent magnetism was observed up to room temperature for thiol-capped Au nanoparticles. For nanoparticles with sizes below 2 nm the localized carriers are in the 5d band. Bulk Au has an extremely low density of states and becomes diamagnetic, as is also the case for bare Au nanoparticles. This observation suggested that modification of the d band structure by chemical bonding can induce ferromagnetic like character in metallic clusters.

VIII. APPLICATIONS OF NANOMATERIALS

Nanomaterials having wide range of applications in the field of electronics, fuel cells, batteries, agriculture, food industry, and medicines, etc. It is evident that nanomaterials split their conventional counterparts because of their superior chemical, physical, and mechanical properties and of their exceptional formability.

IX. FUEL CELLS

A fuel cell is an electrochemical energy conversion device that converts the chemical energy from fuel (on the anode side) and oxidant (on the cathode side) directly into electricity. The heart of fuel cell is the electrodes. The performance of a fuel cell electrode can be optimized in two ways; by improving the physical structure and by using more active electro catalyst. A good structure of electrode must provide ample surface area, provide maximum contact of catalyst, reactant gas and electrolyte, facilitate gas transport and provide good electronic conductance. In this fashion the structure should be able to minimize losses.

X. CARBON NANOTUBES - MICROBIAL FUEL CELL

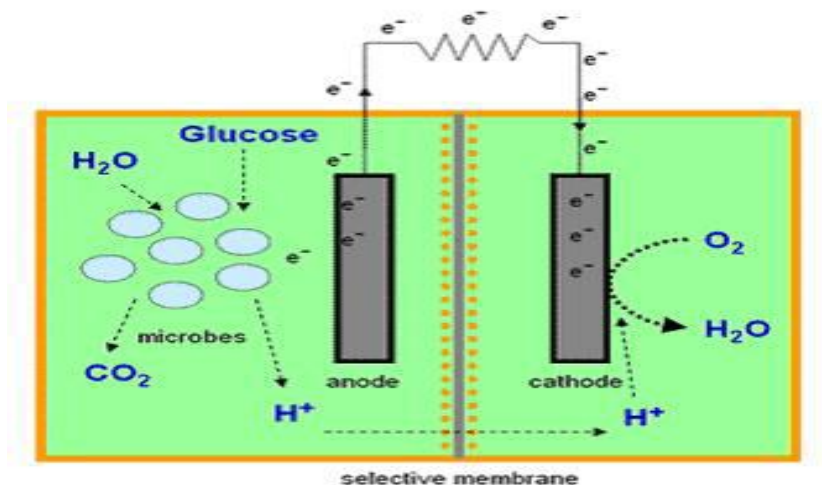


Fig. Schematic representation of microbial fuel cell

Microbial fuel cell is a device in which bacteria consume water-soluble waste such as sugar, starch and alcohols and produces electricity plus clean water. This technology will make it possible to generate electricity while treating domestic or industrial wastewater. Microbial fuel cell can turn different carbohydrates and complex substrates present in wastewaters into a source of electricity. The efficient electron transfer between the microorganism and the anode of the microbial fuel cell plays a major role in the performance of the fuel cell. The organic molecules present in the wastewater possess a certain amount of chemical energy, which is released when converting them to simpler molecules like CO_2 . The microbial fuel cell is thus a device that converts the chemical energy present in water-soluble waste into electrical energy by the catalytic reaction of microorganisms. Carbon nanotubes (CNTs) have chemical stability, good mechanical properties and high surface area, making them ideal for the design of sensors and provide very high surface area due to its structural network. Since carbon nanotubes are also suitable supports for cell growth, electrodes of microbial fuel cells can be built using of CNT. Due to three-dimensional architectures and enlarged electrode surface area for the entry of growth medium, bacteria can grow and proliferate and get immobilized. Multi walled CNT scaffolds could offer self-supported structure with large surface area through which hydrogen producing bacteria (e.g., *E. coli*) can eventually grow and proliferate. Also CNTs and MWCNTs have been reported to be biocompatible for different eukaryotic cells. The efficient proliferation of hydrogen producing bacteria throughout an electron conducting scaffold of CNT can form the basis for the potential application as electrodes in MFCs leading to efficient performance.

XI. PHOSPHORS FOR HIGH-DEFINITION TV

The resolution of a television, or a monitor, depends greatly on the size of the pixel. These pixels are essentially made of materials called "phosphors," which glow when struck by a stream of electrons inside the cathode ray tube (CRT). The resolution improves with a reduction in the size of the pixel, or the phosphors. Nanocrystalline zinc selenide, zinc sulfide, cadmium sulfide, and lead telluride synthesized by the sol-gel techniques are candidates for improving the resolution of monitors. The use of nanophosphors is envisioned to reduce the cost of these displays so as to render high definition televisions (HDTVs) and personal computers affordable to be purchased.

XII. NEXT-GENERATION COMPUTER CHIPS

The microelectronics industry has been emphasizing miniaturization, whereby the circuits, such as transistors, resistors, and capacitors, are reduced in size. By achieving a

Significant reduction in their size, the microprocessors, which contain these components, can run much faster, thereby enabling computations at far greater speeds. However, there

are several technological impediments to these advancements, including lack of the ultrafine precursors to manufacture these components; poor dissipation of tremendous amount of heat generated by these microprocessors due to faster speeds; short mean time to failures (poor reliability), etc. Nanomaterials help the industry break these barriers down by providing the manufacturers with nanocrystalline starting materials, ultra-high purity materials, materials with better thermal conductivity, and longer-lasting, durable interconnections (connections between various components in the microprocessors).

Example: Nanowires for junctionless transistors

Transistors are made so tiny to reduce the size of sub assemblies of electronic systems and make smaller and smaller devices, but it is difficult to create high-quality junctions. In particular, it is very difficult to change the doping concentration of a material over distances shorter than about 10 nm. Researchers have succeeded in making the junctionless transistor having nearly ideal electrical properties. It could potentially operate faster and use less power than any conventional transistor on the market today. The device consists of a silicon nanowire in which current flow is perfectly controlled by a silicon gate that is separated from the nanowire by a thin insulating layer. The entire silicon nanowire is heavily n-doped, making it an excellent conductor. However, the gate is p-doped and its presence has the effect of depleting the number of electrons in the region of the nanowire under the gate. The device also has near-ideal electrical properties and behaves like the most perfect of transistors without suffering from current leakage like conventional devices and operates faster and using less energy.



Fig. Silicon nanowires in junctionless transistors

XIII. ELIMINATION OF POLLUTANTS

Nanomaterials possess extremely large grain boundaries relative to their grain size. Hence, they are very active in terms of their chemical, physical, and mechanical properties. Due to their enhanced chemical activity, nanomaterials can be used as catalysts to react with such noxious and toxic gases as carbon monoxide and nitrogen oxide in automobile catalytic converters and power generation equipment to prevent environmental pollution arising from burning gasoline and coal.

XIV. SUN-SCREEN LOTION

Prolonged UV exposure causes skin-burns and cancer. Sun-screen lotions containing nano-TiO₂ provide enhanced sun protection factor (SPF) while eliminating stickiness. The added advantage of nano skin blocks (ZnO and TiO₂) arises as they protect the skin by sitting onto it rather than penetrating into the skin. Thus they block UV radiation effectively for prolonged duration. Additionally, they are transparent, thus retain natural skin color while working better than conventional skin-lotions.

A. Advances In Nanomaterials

Recently it has been found that the Maya blue paint is a nanostructured hybrid material. The origin of its color and its resistance to acids and biocorrosion are still not understood but studies of authentic samples from Jaina Island show that the material is made of needle-shaped palygorskite (clay) crystals that form a superlattice with a period of 1.4 nm, with intercalates of amorphous silicate substrate containing inclusions of metal (Mg) nanoparticles. The beautiful tone of the blue color is obtained only when both these nanoparticles and the superlattice are present, as has been shown by the fabrication of synthetic samples. Today nanophase engineering expands in a rapidly growing number of structural and functional materials, both inorganic and organic, allowing to manipulate mechanical, catalytic, electric, magnetic, optical and electronic functions. The production of nanophase or cluster-assembled materials is usually based upon the creation of separated small clusters which then are fused into a bulk-like material or on their embedding into compact liquid or solid matrix materials. e.g. nanophase silicon, which differs from normal silicon in physical and electronic properties, could be applied to macroscopic semiconductor processes to create new devices. For instance, when ordinary glass is doped with quantized semiconductor "colloids," it becomes a high performance optical medium with potential applications in optical computing.

REFERENCES

- [1] Rao, C.N.R., Muller, A., and Cheetham, A.K., Eds., Chemistry of Nanomaterials, Wiley-VCH, Weinheim, 2004.
- [2] Rao, C.N.R. and Cheetham, A.K., Science and Technology of Nanomaterials, J. Mater. Chem., 11, 2887, 2001.
- [3] Feynmann, R.P., Miniaturization, Reinhold, New York, 1961.
- [4] Lehn, J.M., Supramolecular Chemistry, VCH, Weinheim, 1995.
- [5] Seigel, R.W., Hu, H., and Roco, M.C., Eds., Nanostructure Science and Technology, Kluwer Academic Publishers, Boston, 1999.
- [6] Roco, M.C., William, R.S., and Alivisatos, A.P., Nanotechnology Research Directions, Kluwer Academic Publishers, Boston, 2000.
- [7] Jortner, J. and Rao, C.N.R., Pure Appl. Chem., 74, 1491, 2002.
- [8] Alivisatos, P., Science, 271, 933, 1996.10. (a) Goldstein, A.N., Echer, C.M., and Alivisatos, A.P., Science, 256, 1425, 1992; (b) Tolbert, S.H., and Alivisatos, A.P., Science, 265, 373, 1994; (c) Alivisatos, A.P., J. Phys. Chem., 100, 13226, 1996.
- [10] Iijima, S., Nature, 363, 603, 1993.
- [11] Rao, C.N.R., and Govindaraj, A., Nanotubes and Nanowires, Royal Soc. Chem. (London), 2005.
- [12] Accounts Chem. Res., (Special issue), 35, 997–1113, 2002.
- [13] Tenne, R., and Rao, C.N.R., Inorganic Nanotubes, Phil. Trans. Royal Soc. (London), 362, 2099, 2004.
- [14] Rao, C.N.R., Deepak, F.L., Gundiah, G. and Govindaraj, A., Inorganic nanowires, Prog. Solid State Chem., 31, 5, 2003.
- [15] Shipway, A.N., Katz, E., and Willner, I., Chem. Phys. Chem., 1, 18, 2001.
- [16] Piner, R.D., Zhu, J., Xu, F., Hong, S., and Mirkin, C.A., Science, 283, 601, 1999.
- [17] Baughman, R.H., Zakhidov, A.A., and de Heer, W.A., Science, 297, 787, 2002.
- [18] Bond GC, Thompson AT (1999) Catal Rev Sci Eng 41:319
- [19] Rapson WS (1996) Gold Bull 29:143
- [20] Mason MG (1983) Phys Rev B 27:748
- [21] <http://home.hccnet.nl/ja.marquart/BasicSPR/BasicSpr01.htm>
- [22] Schulte P, Behrens V (1998) Chem Commun 633
- [23] Henglein AJ (1993) J Phys Chem 97:5457
- [24] Valden M, Lai X, Goodman DW (1998) Science 281:164
- [25] Link S, Mohamamed MB, E-Sayed MA (1999) J Phys Chem B 103:3073 Gold, Silver and Platinum Nanomaterials 46
- [26] Sun Y, Xia Y (2003) The Analyst 128:686
- [27] S.Navaladian et al. (Unpublished results)
- [28] Cortie M (2004) Gold Bull 37:12
- [29] Dick M, Dhanasekaran T, Xhang Z, Meisel D (2002) J Am Chem Soc 124:2312
- [30] Turkevich J, Stevenson PC, Hillier (1951) J Disc Faraday Soc 11:5
- [31] Jana NR, Gearheart L, Murphy CJ. (2001) J Phys Chem B 10:406
- [32] Cao G (2004) Nanostructures and nanomaterials Synthesis properties and applications Imperial College Press London
- [33] Sankaran M, Viswanathan B (2006) Bull Catal Soc India 5:26



10.22214/IJRASET



45.98



IMPACT FACTOR:
7.129



IMPACT FACTOR:
7.429



INTERNATIONAL JOURNAL FOR RESEARCH

IN APPLIED SCIENCE & ENGINEERING TECHNOLOGY

Call : 08813907089  (24*7 Support on Whatsapp)