



iJRASET

International Journal For Research in
Applied Science and Engineering Technology



INTERNATIONAL JOURNAL FOR RESEARCH

IN APPLIED SCIENCE & ENGINEERING TECHNOLOGY

Volume: 6

Issue: II

Month of publication: February 2018

DOI:

www.ijraset.com

Call: ☎ 08813907089

E-mail ID: ijraset@gmail.com

Structural Changes in Hot Rotating $^{100}\text{Sr}_{38}$ and $^{100}\text{Rb}_{37}$

G. Suresh¹, T. Ashok Kumar²

¹Physics Wing, DDE, Annamalai University, Chidambaram, Tamilnadu India

²S.T Hindu College, Nagercoil, Tamilnadu, India

Abstract: This paper presents the nuclear structure studies of hot rotating $^{100}\text{Sr}_{38}$ and $^{100}\text{Rb}_{37}$. The statistical theory which incorporates deformation, collective and non-collective rotational degrees of freedom and shell effects is used to study the highly excited $^{100}\text{Sr}_{38}$ and $^{100}\text{Rb}_{37}$. The nuclei in these regions are ($A \sim 100$) characterized by a small quadrupole deformation and soft to gamma deformation at low spins, it is confirmed by the present study. $^{100}\text{Sr}_{38}$, spherical nucleus at low temperature and angular momentum underwent a spherical to deformed shape transition at low temperature and angular momentum. $^{100}\text{Rb}_{37}$, deformed nucleus at low temperature and angular momentum underwent a deformed to spherical shape transition at low temperature and angular momentum.

Keywords: Statistical theory, shape transition

I. INTRODUCTION

The studies of nuclear structure at high excitation energies, the so called hot nuclei [1-6] identify today an important field of investigation in nuclear physics. During the last few decade considerable interests has been shown to the investigation of structural transitions as a function of both angular momentum and temperature of highly excited nuclei. Hot and rotating nuclei are expected to exhibit a rich variety of different shapes. A heavy ion fusion reaction produces a hot and rapidly rotating compound nucleus. Hot nuclei are formed in heavy ion fusion reactions where the relative kinetic energy of the colliding nuclei is converted into internal excitation energy and high angular momentum of the compound nuclei. After emission of neutrons has cooled down the system, the compound nucleus still keeps high angular moment and moderate heat energy. There is considerable interest in the study of the structure of nuclei in the mass region $A \approx 100$ due to the onset of deformation in the neutron rich nuclei [7-12]. These neutron rich nuclei are of special interest because they are just at the border between a rather spherical and a well deformed shape. Theoretically, the region has been studied using interacting boson model [7], Nilsson Strutinsky Cranking method [8], statistical theory [4,8] and Hartree-Fock-Bogolyubov [9]. Most of these methods correspond to cold nuclei and are applicable strictly speaking only to yrast spectroscopy. In these investigations of the nuclear shape at high excitation energies are absent, and the statistical properties of fast rotating nuclei have not been given proper consideration. In order to understand the equilibrium deformation in these hot and rotating $^{100}\text{Sr}_{38}$ and $^{100}\text{Rb}_{37}$ systems, a calculation was performed for estimating the equilibrium shape of a nucleus by minimizing the total free energy under the framework of temperature dependent rotating liquid drop model (RLDM) and cranked Nilsson oscillator model (CNM) of hot rotating nuclei for a given temperature and angular momentum [13-18].

II. THEORETICAL FORMALISM

The grand partition function for the hot rotating nuclei is given by

$$Q(\omega, \alpha_z, \alpha_n, \beta) = \sum_{E_i, N_i, Z_i} \exp(\alpha_z Z_i + \alpha_n N_i - \beta E_i(\omega)) \quad 1$$

The Lagrangian multipliers α_z , and α_n conserve the proton and neutron numbers at a given temperature $T = 1/\beta$. The corresponding equations in terms of the single particle energies $\epsilon_i(\omega)$ are given by

$$\langle N \rangle = \sum_i n_i^n = \sum_i \{1 + \exp(-\alpha_n + \beta \epsilon_i^n(\omega))\}^{-1} \quad 2$$

$$\langle Z \rangle = \sum_i z_i^n = \sum_i \{1 + \exp(-\alpha_z + \beta \epsilon_i^z(\omega))\}^{-1} \quad 3$$

The total angular momentum is given by

$$M = \sum_i n_i^n m_i^n + \sum_i n_i^z m_i^z \quad 4$$

The system of simultaneous non-linear Eqs. (2), (3) and (4) has to be solved to determine α_z , and α_n for each value of ω and T. The total energy of the system is obtained as

$$E(M, T) = \left[\sum_i z_i^z \epsilon_i^z(\omega) + \hbar\omega \sum_i n_i^z m_i^z \right] + \left[\sum_i n_i^n \epsilon_i^n(\omega) + \hbar\omega \sum_i n_i^n m_i^n \right] \quad 5$$

The excitation energy of the system is given by

$$E^* = \left[\sum_i n_i^z \epsilon_i^z(\omega) - \sum_i \epsilon_i^z(0) \right] + \left[\sum_i n_i^n \epsilon_i^n(\omega) - \sum_i \epsilon_i^n(0) \right] \quad 6$$

The rotational energy E_{rot} is calculated using the following equation

$$E_{\text{rot}}(M) = E(M, T) - E(0, T) \quad 7$$

The necessity of renormalizing the total energy does not arise here, since we are interested only in the energy difference between the excited and the ground states of the system and not in the actual magnitude of the energies. The entropy of the system is then obtained as

$$S = \frac{\partial(T \ln Q)}{\partial T}$$

$$S(M, T) = \sum_i [n_i^z \ln n_i^z + (1 - n_i^z) \ln(1 - n_i^z)] + \sum_i [n_i^n \ln n_i^n + (1 - n_i^n) \ln(1 - n_i^n)], \quad 8$$

The nucleon separation energy as a function of the angular momentum M and temperature T is calculated using the expressions given by

$$S_z = TN \left[\sum_i [(1 - n_i^z) n_i^z] \right], \quad S_N = TN \left[\sum_i [(1 - n_i^N) n_i^N] \right] \quad 9$$

The single particle occupational probabilities n_i are given by eqn. (2) and eq. (3).

III. RESULTS AND DISCUSSION

Numerical results are presented by performing systematic study of the $^{100}\text{Sr}_{38}$ and $^{100}\text{Rb}_{37}$ isotope within the framework of Statistical method. The angular momentum has been generated by adjusting the cranking frequency ω for different deformations. The necessity arises due to the fact that calculations are to be performed for both non-collective and collective states of the nuclei. Calculations are carried out for the deformation parameter $\epsilon = 0.0$ to 1 with $\Delta\epsilon = 0.1$ and for $\gamma = -120^\circ$ to $\gamma = -180^\circ$. In our calculations the following convention is used: The deformation parameter $\gamma = -180^\circ$ corresponds to the oblate shape rotating about the symmetry axis while $\gamma = -120^\circ$ corresponds to the prolate shape rotating about an axis perpendicular to the symmetry axis. Calculations are carried out by minimizing the free energy for equilibrium deformation. The free energy of the system for each temperature and spin is minimised with respect to the deformation and shape parameter.

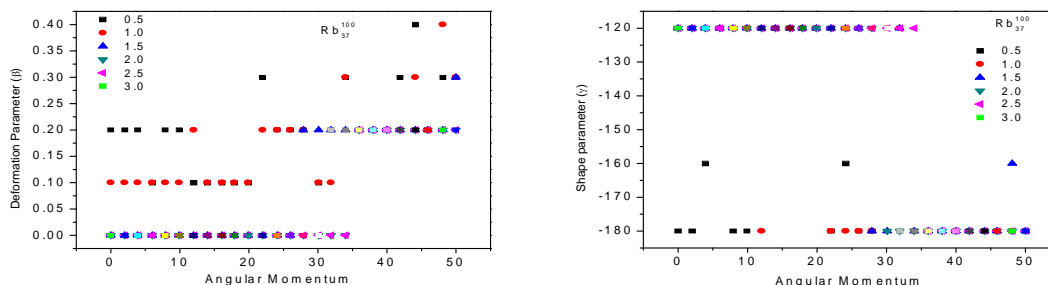


FIG. 1a and 1b The shape parameter β and γ as a function of M for different T the nuclei Rb_{37}

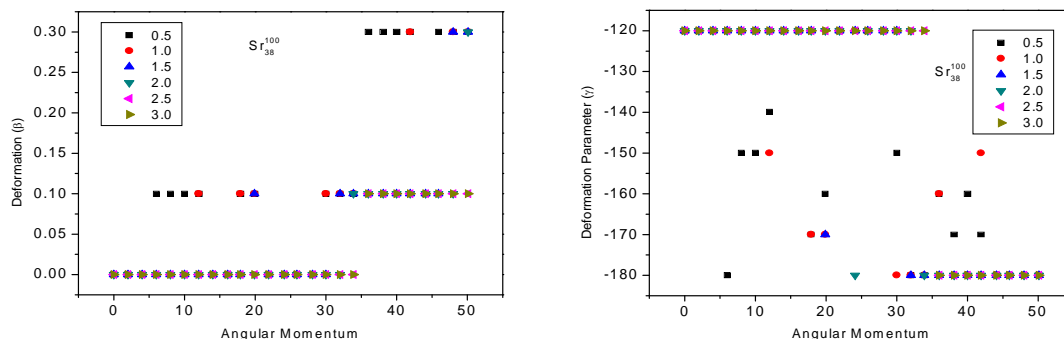


FIG. 2a and 2b The shape parameter β and γ as a function of M for different T the nuclei ^{100}Sr

The equilibrium deformation was obtained from the minimization of the free energy with respect to deformation parameter at different spins and temperature for $^{100}\text{Rb}_{37}$ is plotted in Figure 1a and 1b. It is clearly seen, the nucleus is oblate ($\beta = 0.2$ and $\gamma = -120^\circ$) and its shape changes with angular momentum (M), at $M = 6\hbar$, a shape change from collective prolate to triaxial shape was observed. However, above a certain critical angular momentum ($M = 26\hbar$ for $T = 0.5\text{ MeV}$, $M = 22\hbar$ for $T = 1.0\text{ MeV}$, $M = 28\hbar$ for $T = 1.5\text{ MeV}$, $M = 30\hbar$ for $T = 2.0\text{ MeV}$, $M = 32\hbar$ for $T = 2.5\text{ MeV}$ and $M = 32\hbar$ for $T = 3.0\text{ MeV}$) nucleus becomes collective oblate to non collective prolate. A significant effect of shape changes is observed at very low temperatures. A similar behaviour is exhibited by the nucleus for the temperature $T = 1.0\text{ MeV}$. It is interesting to note that with increasing temperature the presence of triaxial shape vanishes, the nuclei undergoes a shape transition from collective prolate to oblate shape. The effect caused by phase changes with T is more clearly seen from the plot 1a. We observed that at particular temperature (at $T = 1.5\text{ MeV}$ and at low angular momentum values) the nucleus undergoes a deformed to spherical shape transition, this may be due to the shell effects which drive deformation disappear but not the ones providing the magic numbers in the spherical shape. The Fig. 2a and 2b shows the equilibrium shape of the system is determined by minimizing the free energy with respect to the deformation parameters β , γ as a function of angular momentum for different temperature for the nuclei ^{100}Sr . It is observed from Fig. 2a ($T = 0.5\text{ MeV}$) that the nucleus is found to be spherical ($\beta = 0.0$ and $\gamma = -120^\circ$) for the angular-momentum range $M = 0$ to $28\hbar$, triaxial ($\beta = 0.1$ and $\gamma = -150^\circ$ for $M = 30$ and $\beta = 0.1$ and $\gamma = -160^\circ$ for $M = 36-42\hbar$), finally reaches the oblate shape for $M = 54$ to $50\hbar$ ($\beta = 0.3$ and $\gamma = -180^\circ$). For $T = 1.0\text{ MeV}$ the nucleus remains at spherical shape with $\beta = 0.0$ and $\gamma = -120^\circ$ for the angular-momentum range $M = 0$ to $28\hbar$, triaxial ($\beta = 0.1$ and $\gamma = -150^\circ$ for $M = 36$ and $\beta = 0.1$ and $\gamma = -160^\circ$ for $M = 42\hbar$), finally reaches the oblate shape for $M = 54$ to $50\hbar$ ($\beta = 0.3$ and $\gamma = -180^\circ$). Above $T = 1.0\text{ MeV}$ the nuclei undergoes a shape transition from collective prolate to oblate shape ($M = 32\hbar$ for $T = 1.5\text{ MeV}$, $M = 36\hbar$ for $T = 2.0\text{ MeV}$, $M = 36\hbar$ for $T = 2.5\text{ MeV}$ and $M = 36\hbar$ for $T = 3.0\text{ MeV}$).

Fig. 3a and 3b represent the rotational energy for the hot rotating $^{100}\text{Sr}_{38}$ and $^{100}\text{Rb}_{37}$ nuclei. The fluctuations in the curve at lower temperature indicating the structural changes which may be associated with shape transitions of the nucleus. As the angular momentum increases the rotational energy increases.

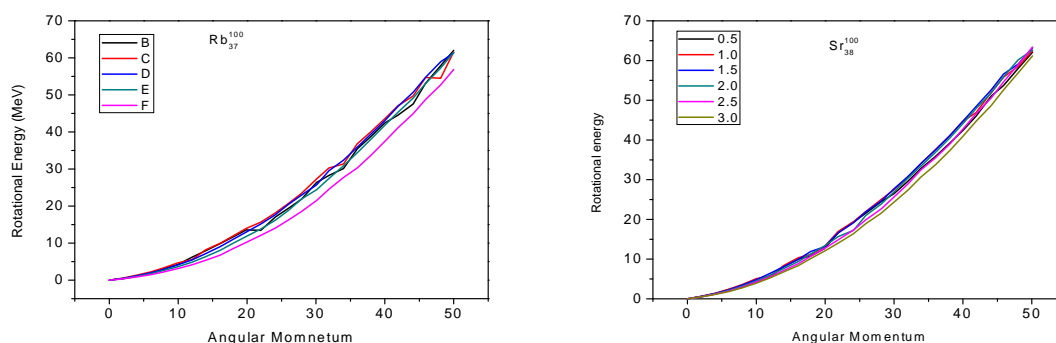


FIG. 3a and 3b Excitation energy as a function of M for different T the nuclei $^{100}\text{Rb}_{37}$ and $^{100}\text{Sr}_{38}$

Fig. 4a and 4b represent the proton (S_z) and neutron (S_N) separation energy for the hot rotating $^{100}\text{Rb}_{37}$ nuclei. The fluctuations in the curve at lower temperature indicating the structural changes which may be associated with shape transitions of the nucleus. As the temperature increases, the proton and neutron separation energy also increases and it almost constant for all angular momentum (for particular temperature).

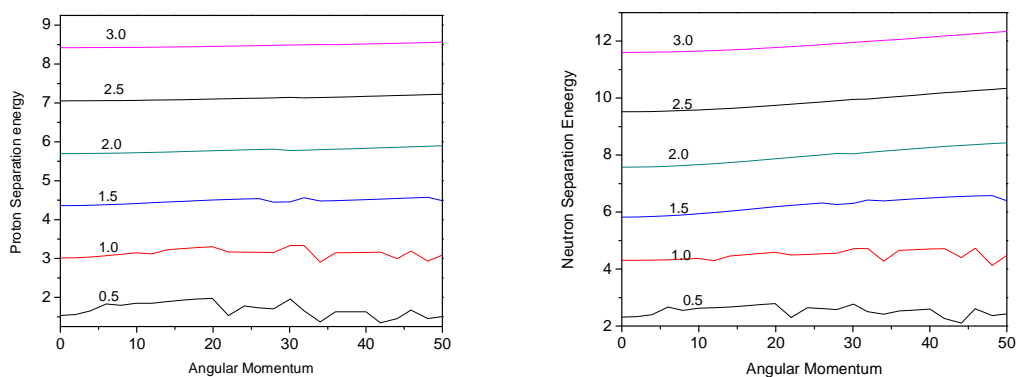


FIG. 4a and 4b S_z and S_N as a function of M for different T the nuclei $^{100}\text{Rb}_{37}$

Fig. 5a and 5b represent the proton (S_z) and neutron (S_N) separation energy for the hot rotating $^{100}\text{Sr}_{38}$ nuclei. It is observed that the structural changes may cause the nuclei to change shape and change in the separation energy at low temperature. Similar to Rb_{37} , the temperature increases, the proton and neutron separation energy also increases and it almost constant for all angular momentum (for particular temperature).

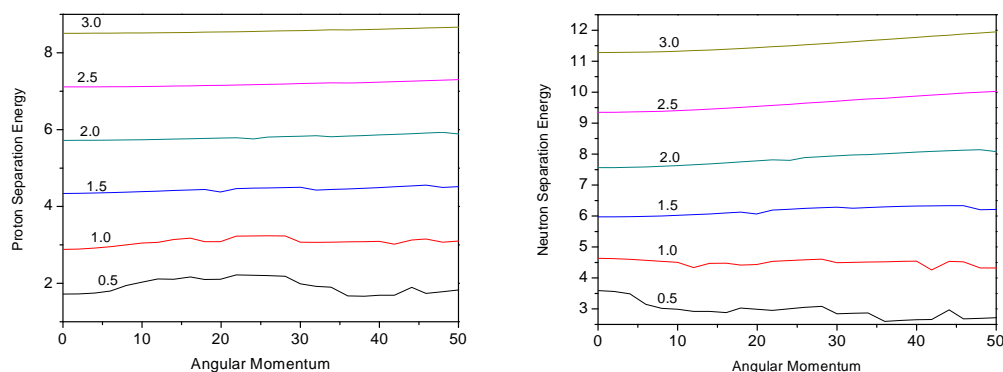


FIG. 5a and 5b S_z and S_N as a function of M for different T the nuclei $^{100}\text{Sr}_{38}$

IV. CONCLUSION

In this work we have presented the structural changes in hot rotating $^{100}\text{Sr}_{38}$ and $^{100}\text{Rb}_{37}$. A statistical theory incorporating deformation, collective and non collective rotational degrees of freedom, temperature and angular momentum is used to study the highly excited fused compound system. The preliminary results shows that $^{100}\text{Rb}_{37}$ found to be in deformed state at low temperature and angular momentum as the proton number is increased by one ($^{100}\text{Sr}_{38}$) the nucleus is found to be spherical in shape. At particular angular momentum both the nucleus had under goe anoblate to prolate shape transition.

REFERENCES

- [1] S. Levit, Y. Alhassid, "Phenomenology of shape transition in hot nuclei", Nucl. Phys. A 413, 439 (1984).
- [2] Deepak Pandit, Probing different nuclear shapes via the decay of giant dipole resonance in hot rotating nuclei Physics Teacher, 56(1-4), 8-16 (2014).
- [3] V. Ignatyuk, N. Mikhailov, I. H. Molina, G. Nazmitdinov and k. Pomorsky, "The shape of the heated fast-rotating nuclei" Nucl. Phys. A346, 191-215 (1980).



- [4] S. Santhosh Kumar, A. Victor Babu, P. Preetha and T. R. Rajasekaran, "Structural Changes of Hot Rotating Neutron Deficient Doubly Magic Nucleus ^{100}Sn ", Asian Journal of Science and Applied Technology, 4(1), 21 (2015).
- [5] M. Ciemala, et al., "Search for jacobian shape transition in hot rotating ^{88}Mo nuclei through Giant dipole resonance decay". Acta physica polonica 42, 633-37 (2011).
- [6] Y. Alhassid, S. Levit, Universal Features of Shape Transitions in Hot Rotating Nuclei, Physical Review Letters 57, 4 1986, 539-542
- [7] M. M. Sirag, "Investigation of Nuclear Shape Phase Transitions in the $A \sim 100$ Region Using the Interacting Boson Model", Chinese Journal Of Physics, 53, 7 (2015)
- [8] Mamta Aggarwal, "Shape Transition to a Rare Shape Phase of Prolate Non-collective in $A=100$ Isobars Journal of Nuclear Physics", Material Sciences, Radiation and Applications -3(2), 179 (2016).
- [9] E. Kirchuk and P. Federman, "Physical Nuclear deformation in the mass-80 and mass-100 regions", Phys. Review C, 47(2), 2 (1993).
- [10] C. Sott et al., " $^{37}\text{Rb}^{60}$: The Cornerstone of the Region of Deformation around $A \sim 100$ ". Phy. Rev. Lett. 115, 172501-6 (2015).
- [11] Vidya DEVI, "Structure and odd-even staggering of Mo, Ru, and Pd even-even nuclei in the framework of IBM-1 Turkish Journal of Physics, 37: 330- 347 (2013).
- [12] R. Rodriguez-Guzman, P. Sarriguren, and L. M. Robledo, Signatures of shape transitions in odd-A neutron-rich rubidium isotopes, Phy. Rev. C 82, 061302(R) (2010).
- [13] M. Rajasekaran, T. R. Rajasekaran, and N. Arunachalam, Nuclear Level Density Parameter - Its Dependence on Spin and Temperature, Phys. Rev. C37, 307 (1988).
- [14] M. Rajasekaran and V. Devanathan, A New Formula for Nuclear Level Density Phys. Lett. 113B, 433 (1982).
- [15] M. Rajasekaran and V. Devanathan, Nuclear Level Density and the Mass Distribution of Fission Fragments, Phys. Rev. C24(6), 2606 (1981).
- [16] M. Rajasekaran, N. Arunachalam and V. Devanathan, Effect of high spin states on fusion in heavy ion collisions Phys. Rev. 36, 1860 (1987).
- [17] M. Rajasekaran, N. Arunachalam, T. R. Rajasekaran, and V. Devanathan Shell effects in hot isobaric nuclei Phys. Rev. C38, 1926 (1988).
- [18] M. Rajasekaran, T. R. Rajasekaran, N. Arunachalam and V. Devanathan, Neutron Separation Energy and Emission Probability at High Spins Phys. Rev. Lett. 61, 2077 (1988).



10.22214/IJRASET



45.98



IMPACT FACTOR:
7.129



IMPACT FACTOR:
7.429



INTERNATIONAL JOURNAL FOR RESEARCH

IN APPLIED SCIENCE & ENGINEERING TECHNOLOGY

Call : 08813907089  (24*7 Support on Whatsapp)