

# Cluster Based Object Detection and Classification using LTP Features

K. Gopinath<sup>1</sup>, T.A. Mohanaprakash<sup>2</sup>, Lokteja Kandhipati<sup>3</sup>, Deena Prasad Jagarlamudi<sup>4</sup>, Y. Karthik<sup>5</sup>

<sup>1</sup>Assistant Professor, Department of CSE, Panimalar Institute of technology, Chennai

<sup>2</sup>Associate Professor, Department of CSE, Panimalar Institute of technology, Chennai

<sup>3, 4, 5</sup>Student, Department of CSE, Panimalar Institute of technology, Chennai

**Abstract:** To develop an object detection method combining classification and cluster. Object detection is an important, yet challenging vision task. It is a critical part in many applications such as image search, image auto-annotation and scene understanding. Our proposed method work is dividing in two part 1) image classification and 2) clustering method. In this classification part LTP (local ternary pattern) features used to match the dataset image. This LTB features extracted from our input de-blurred image. Finally object is classified and then object is detected using clustering methods. As far as the robustness and effectiveness are concerned, our method is better than the existing image segmentation algorithms.

**Keywords:** De-Blurred Image LTP Features Extraction, Feature Matching, Clustering method

## I. INTRODUCTION

The identification of items in a picture and this system might probable begin with photo processing strategies inclusive of noise removal, accompanied through (low-stage) feature extraction to discover strains, regions and in all likelihood areas with certain textures. Great manage is a vital function in fabric enterprise. Fabric exceptional is achieved with the aid of removing fabric defects and measuring properties (Density, Yarns count number according to inch) of fabric. Fabric faults or defects are accountable for nearly 85% of the defects observed by the garment enterprise. manufacturers get better best 45 to 65 % of their earnings from seconds or off-first-rate items. it's far imperative, therefore, to hit upon, to discover, and to save you those defects from reoccurring. Surveys finished inside the early 1975 shows that insufficient or misguided inspection of fabrics has caused cloth defects being neglected out, which in turn had exceptional results on the high-quality and subsequent charges of the material finishing and garment production processes. Guide inspection is luxurious, time ingesting, want more labour paintings and level of accuracy done is not first-rate to fulfil market necessities. High-quality inspection is an critical factor of contemporary business production. In textile enterprise production, automate material inspection is important for preserve the cloth pleasant. For a long term the material defects inspection manner is still carried out with human visual inspection, and therefore, insufficient and steeply-priced.

## II. METHODOLOGIES

### A. Input Image

Virtual image processing, the manipulation of photographs via PC, is fairly latest improvement in terms of guy's ancient fascination with visual stimuli. In its brief records, it has been implemented to practically each sort of photos with various degree of fulfilment. The inherent subjective attraction of pictorial shows attracts possibly a disproportionate amount of attention from the scientists and also from the layman. digital photograph processing like different glamour fields, suffers from myths, misconnect ions, misunderstandings and incorrect information. It's far great umbrella underneath which fall various thing of optics, electronics, arithmetic, pictures snap shots and computer era. it is truly multidisciplinary enterprise ploughed with obscure jargon.

### B. Segmentation

Segmentation processes partition an image into its constituent parts or objects. In fashionable, self-sustaining segmentation is one of the maximum difficult obligations in virtual image processing. A rugged segmentation technique brings the method a long way toward successful answer of imaging issues that require gadgets to be diagnosed individually.

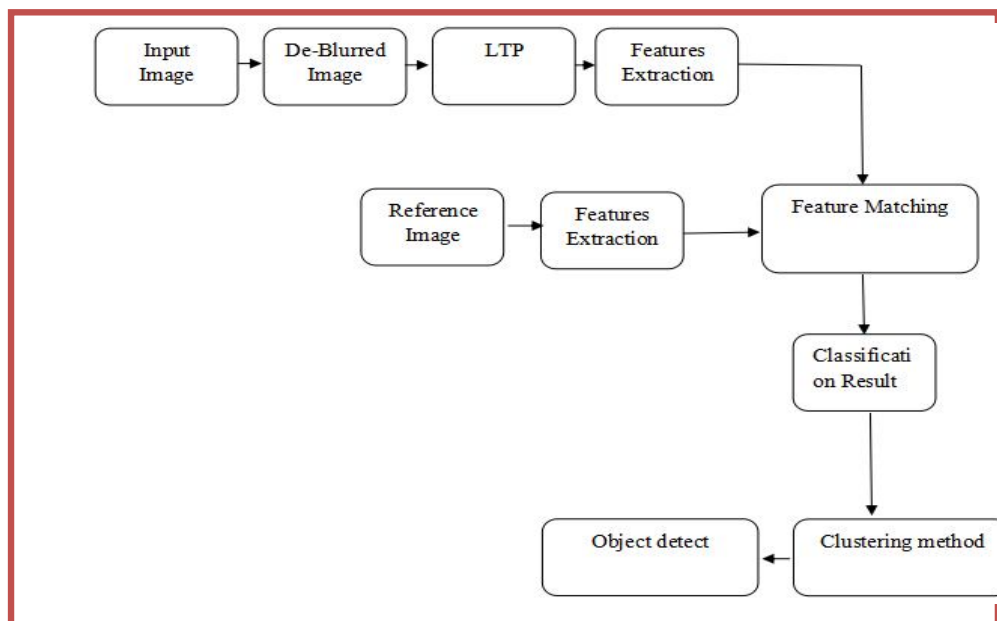
### C. Thresholding

Thresholding is the simplest and most typically used method of segmentation. Given a single threshold,  $t$ , the pixel located at lattice role  $(i, j)$ , with grey scale cost  $f(i, j)$ , is allocated to category 1 if

$$F(i, j) \leq t.$$

in lot of cases  $t$  is selected manually through the scientist, by means of trying a variety of values of  $t$  and seeing which one works high-quality at identifying the items of hobby. Shows some segmentations of the soil picture.in this utility, the intention was to isolate soil material from the air-filled pores which seem as the darker pixels in. Thresholds of seven, 10, 13, 20, 29 and 38 had been selected in to (f) respectively, to perceive about 10, 20, 30, forty, 50 and 60% of the pixels as being pores.

Block Diagram



#### D. Region-Based Segmentation

Vicinity Segmentation can be appeared as spatial clustering:

- 1) clustering inside the sense that pixels with comparable values are grouped together, and
- 2) Spatial in that pixels within the same class also form an unmarried related component. Clustering algorithms can be agglomerative, divisive or iterative (see, for instance, Gordon, 1981). Location-based strategies can be similarly categorised into:
- 3) The ones which merge pixels.

#### E. Image De-Blurring

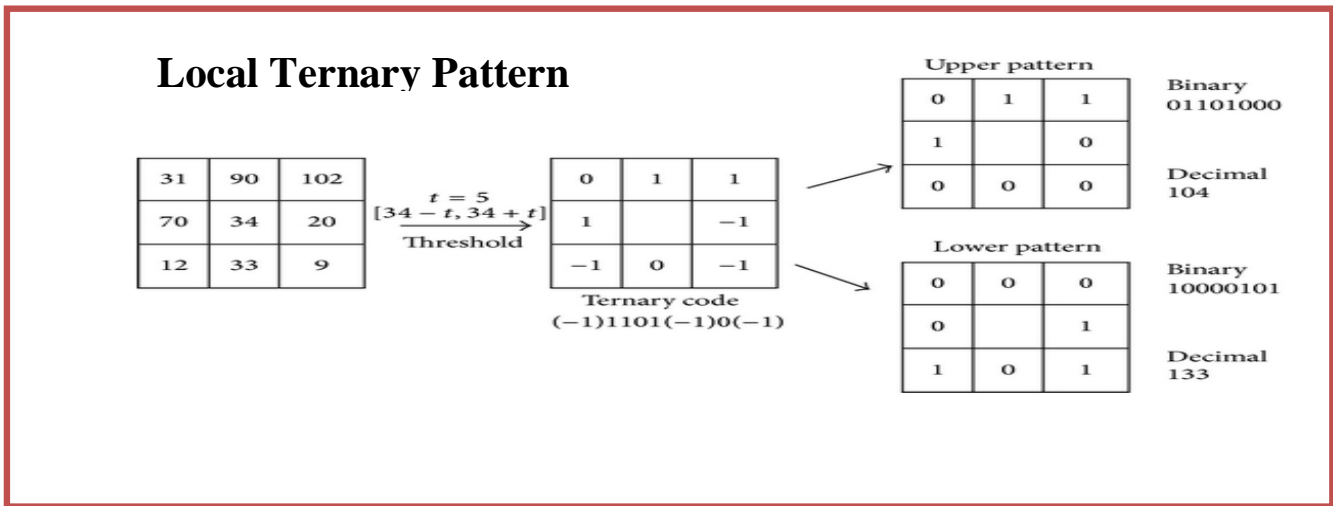
Picture de-blurring (or restoration) is an old problem in photo processing, but it maintains to draw the eye of researchers and practitioners alike. Some of actual-world troubles from astronomy to patron imaging find packages for photograph healing algorithms. Plus, photo recovery is an effortlessly visualized example of a bigger elegance of inverse troubles that arise in all varieties of clinical, scientific, business and theoretical troubles. Except that, it's just fun to apply a set of rules to a blurry image and then see without delay how properly you probably did. To de-blur the picture, we need a mathematical description of the way it becomes blurred. (If this is now not to be had, there are algorithms to estimate the blur. however it really is for every other day.) We typically begin with a shift-invariant version, that means that every factor inside the unique photo spreads out the equal manner in forming the blurry image. We version this with convolution:

$$g(m,n) = h(m,n)*f(m,n) + u(m,n)$$

#### F. Local Ternary pattern (LTP)

Local ternary pattern (LTP) operator turned into proposed by way of Ojala et al. for rotation invariant texture category. It's been changed and adapted for several programs along with face reputation and photo retrieval. The LTP extraction algorithm contains two important steps, that is, the threshold step and the encoding step. that is proven in discern 1. Within the threshold step, all the

neighbouring pixel values in every pattern are compared with the value of their principal pixel of the pattern to convert their values to binary values (zero or 1). This step facilitates to get the data approximately the nearby binary variations. Then within the encoding step, the binary numbers obtained from the threshold steps are encoded and converted right into a decimal wide variety to characterize a structural pattern. in the beginning, Ojala et al. represented the texture photo using textons histogram by means of calculating absolutely the difference among the grey stage of the middle pixel of a selected nearby pattern and its friends. Then the authors proposed the LTP operator by the use of the sign of the variations among the grey degree of the centre pixel and its friends of the nearby pattern in place of importance , LBP proposed with the aid of Ojala et al. has emerge as the studies path for lots pc vision researchers. This is because it may distinguish the microstructures including edges, strains, and spots.



### III. MODULE RESULTS




Fig:1 Input image




Fig:2 RGB to HSV Image



Fig:3 Hue Saturation Value Images

#### A. Advantages

- 1) Accurate features extraction
- 2) Less algorithm complexity.
- 3) Its processing time is low.
- 4) Low complexity

#### B. Applications

- 1) Obstacle Detection systems
- 2) Outdoor Object recognition systems

### IV. CONCLUSION

In this assignment we are making use of some algorithms and some image conversions.in this we are taking get dressed enter photo and applying picture processing technique and sooner or later we get authentic fine of the dress. On this challenge in characteristic also very use full for costumers.

### REFERENCES

- [1] Ms.Shubhada.ok.Nagrale,Mr.S.T.Bagde, utility of photo Processing For development of computerized Inspection device, international magazine Of Computational Engineering Reserch (ijceronline.com) Vol. 3Issue.three. March 2013.
- [2] Beant, okay., Gurdep, M., Palk, G., Jasleen, ok., 2011,Mathematical Morphological side Detection for distinct packages: A Comparative have a look at, international journal of pc science and era, Vol. 2, issue 2.
- [3] F.S. Cohen, Z. Fau, S. Attali, automatic inspection of textile fabrics the use of textured models, IEEE Trans. sample Anal.Mach. Intell. thirteen (1991) 803–808.
- [4] J.G. Campbell, C. Fraley, F. Murtagh, A.E. Raftery, Linear flaw detection in woven textiles the use of version-based totally clustering, pattern popularity Letters. 18 (1997) 1539–1548.
- [5] F. Ade, application of most important factor evaluation to the inspection of business goods, Proc. SPIE 397 (1983) 216– 223.
- [6] X.F. Zhang, R.R. Bresee, cloth defect detection and category the use of picture analysis, textual content. Res. J. sixty five (1) (1995)1–9.
- [7] Chen CB, Jin XJ. digital photo Processing. Beijing: China device Press, 2004. 7: 202-204.
- [8] Nobuyuki Otsu. A threshold selection technique from gray-stage istograms. IEEE Trans. Sys.,guy. Cyber,1979.
- [9] M.Sezgin and B.Sankur . Survey over picture thresholding strategies and quantitative overall performance evaluation. magazine of electronic
- [10] Yanfang Han , Pengfei Shi (2007) “An adaptive level- deciding on wavelet transform for texture defect detection” photo and imaginative and prescient Computing 25, 1239–1248.