

A Unique Android App to Search Food Destinations

Mrs. Sumitra Samal¹, Aashlesha Voditelwar²

¹Assistant Professor, Department of Computer Science & Engineering SSIPMT, CSVTU, Raipur, INDIA

²B.E 8th Semester, Computer Science & Engg.

Abstract: It is a website based on Angular JS and Bootstrap which provide us the website look good and dynamic. The website has various module which gives information about the food items available, book them online according to the requirement of the registered user, give feedback and the location in the Google maps.

Index terms: Bootstrap, Angular JS

I. INTRODUCTION

A. What is Bootstrap and Angular JS?

1) Bootstrap[1]

- a) Bootstrap is a free front-end JavaScript framework developed by the team at Twitter for faster and easier web development.
- b) Bootstrap includes HTML and CSS based design templates for text formatting, forms, buttons, tables, navigation, modals, image carousels and many other, as well as optional JavaScript plug-ins.
- c) Bootstrap also gives you the ability to easily create responsive designs.
- d) Responsive web design is about creating websites which automatically adjust themselves to look good on all devices, from small mobile phones to large desktops.

2) Angular JS[2]

- a) Angular JS is also a JavaScript framework which can be added to an HTML page with a <script> tag.
- b) It extends HTML attributes with some directives and binds the data to HTML with expressions.

B. Where has Bootstrap and Angular JS has its application?

Bootstrap is used to develop responsive web designs which automatically adjust themselves on the various devices ranging from mobile phones to large desktops. On the other hand, Angular JS is a framework used to bind the data to HTML for the functioning of web application.

II. HOW IT WORKS?

Vodi's is a responsive website which has the facility to register and then login to the website.

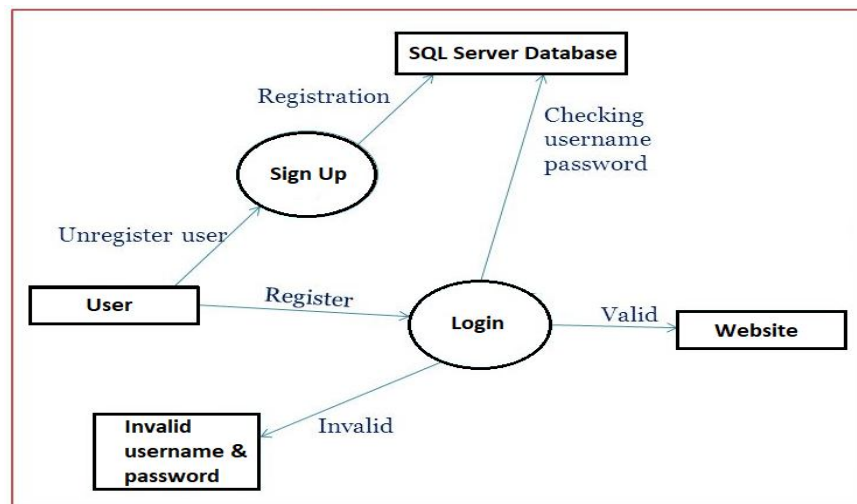


Figure (a). Working of the website

This Website starts with the front end displaying the Carousel slider, in the header Sign up, Login and Contact and Feedback section in the home page. Through Contact feature in the header user can use Google map location to reach the shop, and can register to the website using Sign up feature and then login to know about the food items provided by us. In the footer, any user can see the contact number and address. After login Vodi's Menu feature shows the pictures of the food items provided by us which can be ordered online. The home page of the website is shown in the Figure (b) and Google map location in Figure (c).

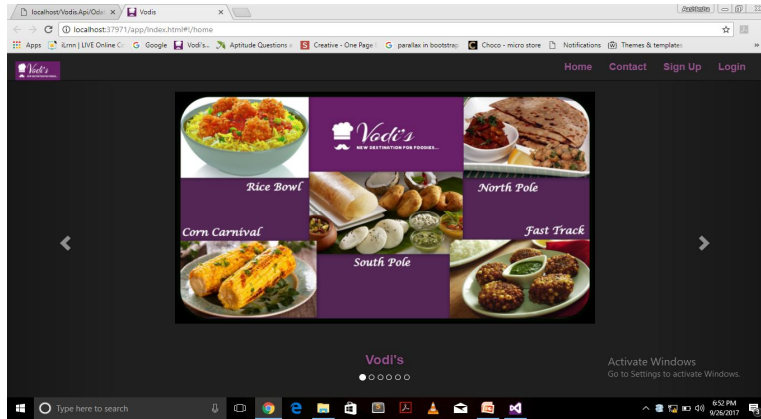


Figure (b) Home Page

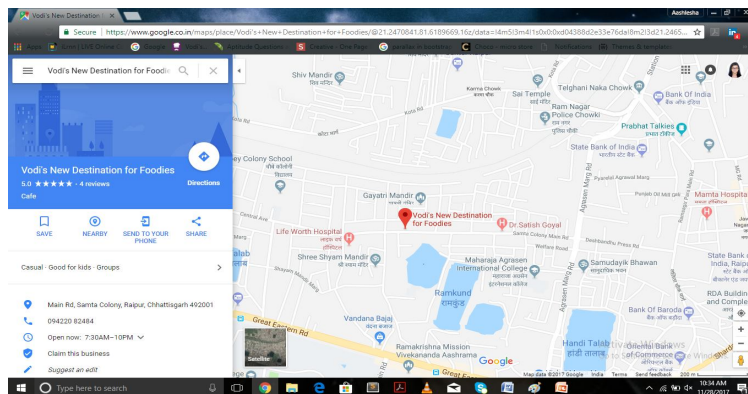


Figure (c) Google Map of the location

The database stores all the data of the registered user, the details of the food, the feedbacks submitted and the order which are booked online. The database is created using the SQL Server 2014 Management Studio. This is connected using IIS Express which fetch the data from the database and display the result on the website. The directives and expressions in Angular JS add functionality and make the website work dynamically as they fetch data from the database. The register and login window are shown as follows in the Figure (d) and Figure (e).

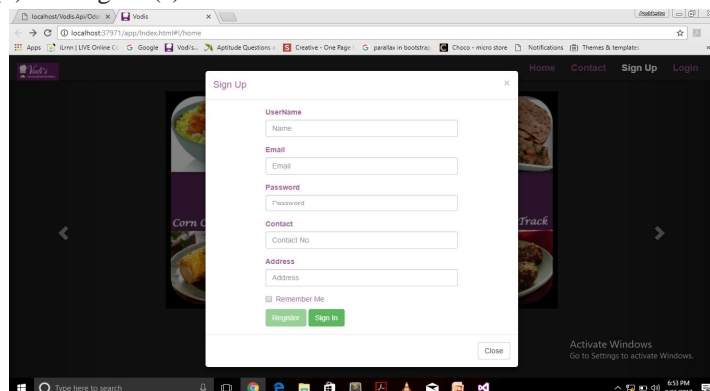


Figure (d) Register Window

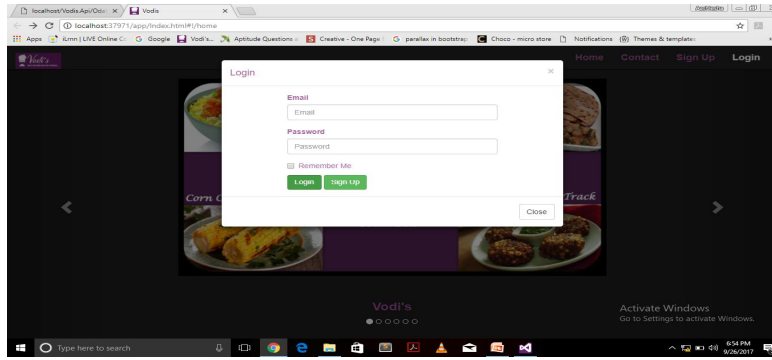


Figure (e) Login Window

The ER Diagram to show the relations between the tables in the database are shown in the figure (f).

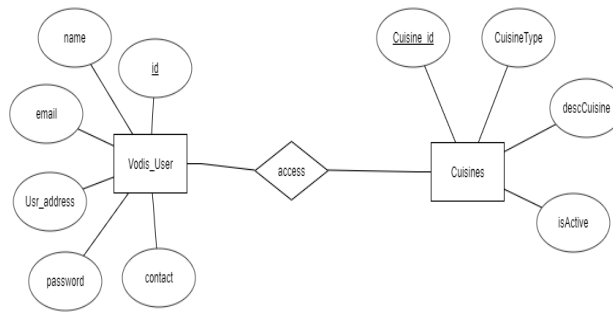


Figure (f) ER Diagram

IV. CONCLUSION

As illustrated, the website provides various features to the user such as register, login, and feedback and to look a Google map location. It also helps the user to book the food items online of its choice. The user is able to go through the website and then give feedback accordingly.

REFERENCES

- [1] https://www.w3schools.com/bootstrap/bootstrap_get_started.asp
- [2] <https://www.tutorialspoint.com/angularjs/>