

Robust Image Enhancement Technique using Contrast Stretching

M.M. Raghavendra¹, Dr. M.V. Laxmaiah²

¹BITS, Kurnool

²SKD University, Anantapur

Abstract: Digital image enhancement strategies are used to boom the photographic quality of photos. the main goal of any enhancement approach is acquiring a greater suitable end result compared with the authentic shape. Any picture enhancement techniques can be categorized into two methods: spatial area strategies and frequency area methods. This challenge concentrates on picture enhancement in the spatial area, with specific connection with point processing techniques like: calculation manipulation, intensity manipulation, reverse images, threshold operation. This project affords idea of hardware software program co-simulation for photo processing using Xilinx device Generator (XSG). This approach, affords a hard and fast of Simulink blocks (fashions) for several hardware operations that would be applied on numerous Xilinx FPGA.

I. INTRODUCTION

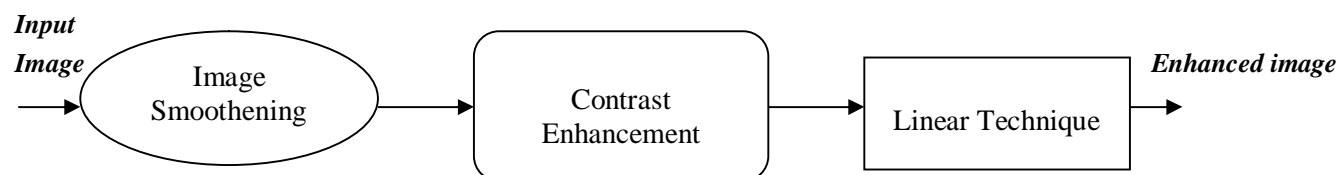
In recent years, there has existed a improve in the use of digital snap shots. everyone loves to click on accurate high-quality pix from their cameras and keep those pix in hard disks for future use. humans want to proportion the pix with friends and family through internet (fb, WhatsApp). Now a days we are able to test crucial files, reliable letters and send it through internet due to increasing use of digital images the processing of those photographs through laptop is likewise very a lot in call for. image enhancement is the technique this is composed of some of strategies used to reap the arrival of an picture in visible or image is transformed to a higher perfect shape for analysis by way of a person or machine. The term image enhancement is improving an image appearance by using decreasing ambiguity among exceptional areas of an photo or by using increasing dominance of some capabilities. Enhancement of pictures can be accomplished in frequency domain or time domain and in intensity domain. Controlling brightness, adjustment of contrast, gamma correction, editing histogram, and Histogram Equalization are few examples of depth area strategies, those methods are called point processing operations on photo.

The operations like reduction of noise in the picture, filter out sprucing and side enhancement are executed by means of spatial domain strategies. high bypass Filtering and low skip Filtering are the not unusual strategies utilized in frequency area. The hardware implementation of photograph processing is hard in synchronizing the blocks for clock frequencies to reap better segmentation and also the computational cost of hardware logic will become a crucial element. on this paper, the proposed architecture for assessment stretching is built and confirmed the usage of Matlab and Xilinx simulation equipment. Enhancement adjustments an picture to make it perfect to human observer or to make it improved for an automated computer set of rules. the principle objective is to prominence positive capabilities of interest in an photo for increase evaluation are photo display. it's far a technique used to boom the visible satisfactory of photos due to non-ideal acquisition approach. The processed pictures results are more suitable than the unique photograph for a specific software. photograph enhancement is implemented in two domains

- 1) Spatial area-manipulations are finished without delay on photograph pixels.
 - 2) Frequency domain-manipulations are accomplished using transform of an photo. photo Enhancement operations can be divided in two classes as shown in determine I. image enhancement can be hired normally by means of noise elimination or assessment enhancement techniques. Noise may be present due to factors inside the surroundings, taking pictures tool incapacity, loss of experience of device/computer operator or because of a few different purposes. This contrast approach is used to make the picture brighter, higher visual presence.
- A. Evaluation Stretching evaluation stretching technique is used to increase an picture by means of enlarging out the intensity values it contains to make use of complete viable values inside the variety. assessment method is extensively used for health photo processing and is a preprocessing level in programs like speech recognition, advent texture, and numerous different further video or photograph processing applications. If less assessment picture is received due to low mild situations.
- B. Brightness control Controlling brightness is the procedure of growing grey degree of every pixel by way of counting a

constant price to the image pixels such that lower picture brightness can be more suitable. The objects inside the photo will no longer be clean in visual if the virtual photos are led to poor brightness. To repair this sort of trouble, the illumination of the received numerical image can be improved develop in order to create the photo to appearance brighter and beneficial. The intensity of a dim image may be improved by totaling a regular to grey price of each pixel within the image. to be able to apply this approach for increasing brightness of an photo, the consistent variety of grey standards lies from zero to 255 should be chosen.

II. PROPOSED SYSTEM



Smoothing is used for decreasing internal noise in an picture or to create a image with limited pixels. Smoothing is moreover diagnosed as filtering, because it has the impact of destroying excessive frequency signal and increasing low frequency signal. The goal of photo smoothing is to lessen the effect of spurious pixel values, digital camera noise, lacking pixel values and so forth. that is additionally called community averaging. consequently, smoothing filters also are called averaging filters or Low pass Filters. This filter decreases blurring in the smoothing process as the middle pixel is weighted highest.

Smoothing filter is used for the subsequent purposes:

- 1) It reduces 'sharp' transitions in gray ranges.
- 2) It reduces noise.
- 3) It blurs the rims. that is a aspect impact.
- 4) It helps in smoothing fake colors.
- 5) It reduces 'irrelevant' details in an picture.

In smoothing two operations are concerned they're

- A. Transferring window structure and
- B. Arithmetic filter.

An input image is taken and given as input to moving window structure. This shifting window structure mask the enter photo and performs operation for every 3x3 matrix and the method repeat until 65536 values are done. sequential circuits are used in transferring window architecture. An arithmetic suggest filter out operates on an photograph to do away with short tailed noise together with uniform and Gaussian kind noise from the image at the blurring stage of an image. The arithmetic suggest filter out is defined because the average of all pixels found in a local vicinity of an photograph. The imply is the arithmetic common and is defined because the sum of all brightness price observations divided by means of the range of observations. The matrix is known as the kernel of the filter. flow the middle of the kernel throughout the picture. For every role:

- 1) Each matrix element is multiplied with the corresponding intensity value and calculate the sum of the consequences.
- 2) inside the end result picture update the depth of the present day pixel with the calculated end result.

A convolution is an operation that calculates the overlap of functions. In the general case the kernel and the picture may have limitless size. in preference to just calculating the common, we will calculate a weighted common through the use of altered values inside the matrix.

Contrast stretching or normalization is a easy picture enhancement technique that tries to enhance the contrast in an picture via 'stretching' the range of depth values it consists of to span a preferred variety of values.

Low comparison photos can also result from:

- 1) terrible illumination
- 2) in the course of image acquisition, wrong placing of lens aperture
- 3) The authentic image under m is darkened to a sure levels to supply excessive comparison.

4) Above m within the unique photo is brightened.

Median filters are part retaining smoothing filters, in which the extent is set to the median of pixel values in the community that pixel. Median clear out interchanges every photograph pixels via median of the pixels in the corresponding filter out vicinity.

Median clear out may be very famous because for impulse noise (Salt and pepper noise, randomly placed white and black dots), it affords extraordinary noise lower capabilities with notably less blurring than linear smoothing filter of similar size..

The photograph enhancement may be carried out the usage of linear technique for VLSI implementation. The proposed linear approach region an great role in enhancement with recognize to hardware utilization. The hardware for linear approach enhancement includes subtractors, an adder and a shifter with committed multiplier. The subtractors are used to acquire the distinction between pixel values and shifter acts as divider. The final facts output is executed via an adder.

III. EXPERIMENTAL RESULTS

Image is given as input to first block i.e. transferring window structure. The image is given to transferring window architecture for masking the improved output image is as proven in below figure. The linear method uses min-max approach is finished and eventually the enhanced picture is acquired



Fig 3.1 Enhanced Image

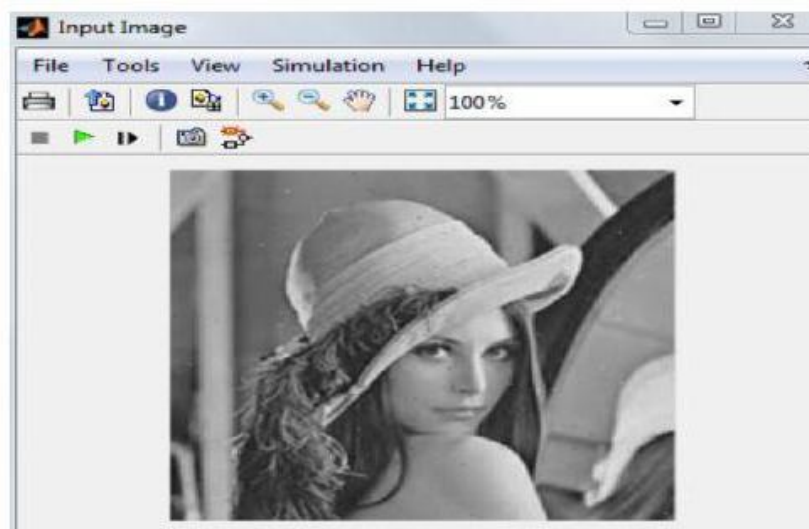


Fig 3.2 Input Image

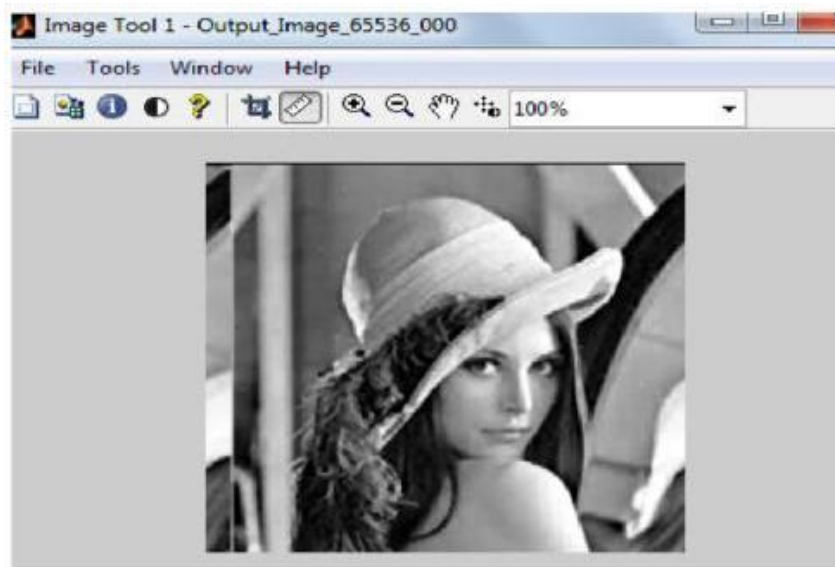


Fig 3.3 Enhanced Image

IV. CONCLUSION

The proposed algorithm is observed to be efficient. In this paper the contrast stretching enhancement using thresholding and linear approach methods are presented. Thresholding approach enhances evaluation from the dim or low assessment snap shots while the min-max method is green in giving enhanced picture and the suggest rectangular blunders is decreased and the peak signal to noise ratio is improved as a way to get more advantageous output photograph. This algorithm may be used for specific packages like clinical photos i.e. X-rays, CT scans, faraway sensing thru satellites.

REFERENCES

- [1] S. Hasan, A. Yakovlev, and S. Boussakta, "Performance efficient FPGA implementation of parallel 2-D MRI image filtering algorithms using Xilinx system generator" IEEE International Conference on Communication Systems Networks and Digital Signal Processing (CSNDSP), pp. 765-769, July 2010.
- [2] Mr. Salem Saleh Al-amri, Dr.N.V.Kalyankar, Dr.S.D.Khamitkar "Linear and Non-linear Contrast Enhancement Image", International Journal of Computer Science and Network Security, VoL10, pp. 139-143, February 2010.
- [3] Fatemeh Taherian, Davud Asemani, Elham Kermani, "Design and Implementation of Edge Detection and Contrast Enhancement Algorithms Using Pulse-Domain Techniques", The Fourth International Conference on Mobile Ubiquitous Computing, Systems, Services and Technologies, pp.495- 499, 2010 .
- [4] R. Harinarayan, R. Pannerselvam, M. Mubarak Ali, and D. Kumar Tripathi, "Feature extraction of Digital Aerial Images by FPGA based implementation of edge detection algorithms" IEEE International Conference on Emerging Trends in Electrical and Computer Technology (ICETECT), pp.631 - 635, March 20 11.
- [5] Renjie He, Sheng Luo, Zhanrong ling, Yangyu Fan "Adjustable Weighting Image Contrast Enhancement Algorithm and Its Implementation", 2011 6th IEEE Conference on Industrial Electronics and Applications.
- [6] Dongni Zhang, Won-Tae Park, Seung-Jun Lee, Kang-A Choi, and Sung-lea Ko,"Histogram Partition based Gamma Correction for Image Contrast Enhancement", 2012 IEEE 16th International Symposium.
- [7] Eunsung Lee, Sangjin Kim, Wonseok Kang, Doochun Seo, and Joonki Paik,Senior Member, "IEEE, Contrast Enhancement Using Dominant Brightness Level Analysis and Adaptive Intensity Transformation for Remote Sensing Images", IEEE Geosciences and remote sensing letter , VOL. 10, NO. 1, JANUARY 2013.
- [8] Shih-Chia Huang, Fan-Chieh Cheng, and Vi-Sheng Chiu," Efficient Contrast Enhancement Using Adaptive Gamma Correction With Weighting Distribution", IEEE Transaction on image processing VOL. 22, NO. 3, MARCH 2013.
- [9] V. Rajamani, P.Babu, S. Jaiganesh, "A Review of various Global Contrast Enhancement Techniques for still Images using Histogram Moditication Framework", International Journal of Engineering Trends and Technology (JJETT) VoI.4,pp. 10451048, April 2013.
- [10] Vijay A. Kotkar, Sanjay S. Gharde, "Review Of Various Image Contrast Enhancement Techniques",International Journal of Innovative Research in Science, Engineering and Technology Vol. 2, pp. 2786-2793, July 2013.

BIBLIOGRAPHY

- 1) *Mr M.M. Raghavendra* is pursuing PhD from Sri Krishnadevaraya university, Ananthapur in the departments of electronics. His area of research is Image processing. Currently he is working as Assistant Professor in Brindavan Institute of Technology & science, Kurnool. He has published 4 International Journals.
- 2) *Dr M.V. Laxmaiah* is Head of the department of Electronics in Sri Krishnadevaraya University, Anantapur.