



iJRASET

International Journal For Research in
Applied Science and Engineering Technology



INTERNATIONAL JOURNAL FOR RESEARCH

IN APPLIED SCIENCE & ENGINEERING TECHNOLOGY

Volume: 6 Issue: VI Month of publication: June 2018

DOI: <http://doi.org/10.22214/ijraset.2018.6163>

www.ijraset.com

Call: ☎ 08813907089

E-mail ID: ijraset@gmail.com

A Review on Segmentation and Classification of Electrical Circuits

Akanksha Dewangan¹, Avinash Dhole²

^{1,2}Department Computer Science and Engineering,

Abstract: *Electrical graph is foundation of studies in electrical science. A circuit diagram convey numerous data about the framework. Behind any device there are a lot of electrical ingredients which play out their specific tasks, today all the electrical software instruments neglected to successfully change over the data consequently from a circuit picture graph to digital form. Consequently electrical engineers should physically enter all data into computers, and this procedure requires some time and carry errors with high probability. In addition, when the diagram is hand drawn, the problem is more complicated for any electrical analysis. This paper surveys the different techniques of hand drawn optical circuit recognition.*

Keywords: *Optical circuit recognition, electrical circuit, sketch recognition.*

I. INTRODUCTION

In electrical science, a circuit chart is a graphical portrayal of an electrical circuit that contains straightforward picture so as to represent the electrical components and connectivity between components. For instance, a resistor in an electrical diagram has a value (a scale of Ohm) and two connections with alternate components. People can perceive these electrical components utilizing their insight which they effectively prepared. From that point, it is expected to physically enter the components into machine to play out the related procedure even the chart is confused with huge quantities of components. This system isn't attainable if there should be an occurrence of complexity of the diagrams. Pattern recognition or object identification is a straightforward procedure in people and different organisms, because of the profoundly created sense organs. Pattern is something that repeats in a way that it can be predictable and identified.

Sketch recognition is one of the basic step of sketch understanding. It is the interpretation of hand drawn diagrams, which tries to comprehend the clients' aim while enabling them to draw unconstrained diagrams. Test in sketched symbol recognition is the variety and imprecision introduce in sketches, the free illustration style of sketching makes it hard to manufacture a robust sketch recognition framework. Sketch recognition has been broadly contemplated and connected to a variety of domains [1] – [5]. Furthermore, there have been numerous sketch recognition approaches.

Existing sketch recognition systems can be generally partitioned into three categories: stroke-based [6] – [8], rule-based [2], [3] and feature-based [9], [10]. Stroke-based recognition is based around the preface that each stroke has a specific role in representing a sketch. Sketch is perceived by first separating the strokes into geometric primitives, for example, lines, arcs, and ellipses. At that point symbols are made out of primitive geometric parts and the limitations between them. Recognition is then acted like a subgraph matching problem between predefined shape descriptive and the geometric primitives from the strokes. Be that as it may, graph matching in the classification stage can be computationally costly.

Rule-based recognition more often than not utilize heuristics that function admirably for a little arrangement of shapes. In any case, this sort of recognizer is generally difficult to broaden or adjust, and are not exceptionally robust to noise.

Various methodologies have stepped back from the properties of individual strokes to classify shapes based on an arrangement of features, for example, length, ratio, speed that figured overall shape i.e. a specific number of numerical features are extracted for sketch object. These features form so called feature vectors and after that static machine learning algorithms. Mapping sketch symbols to feature vectors is appealing, as it exchanges a complex data compose into a more straightforward one, on which a huge family of distances, similarity measures and productive data mining algorithms are accessible. Nonetheless, they do not represent the individual points of interest of the shape. What's more loses internal structure data about symbols.

Not quite the same as vectors, strings are structured data, providing data about the structure of an object. On account of the suffix tree, distances, similarities measures of strings can be performed productively [11].

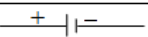
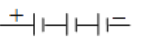




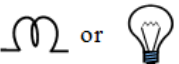

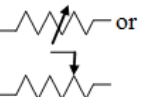
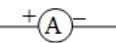
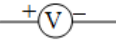

S.N	Components	Symbols
1.	Electric cell	
2.	Battery	
3.	Plug key (switch open)	
4.	Plug key (switch closed)	
5.	A wire joint	
6.	Wires crossing without joining	
7.	Electric bulb	
8.	A resistor of resistance R	
9.	Variable resistance or rheostat	
10.	Ammeter	
11.	Voltmeter	
12.	Fuse	

Fig. 1. Shows the list of electrical components

II. LITERATURE REVIEW

[12], Electrical diagram is establishment of concentrates in electrical science. A circuit convey numerous data about the system. Behind any device there are a lot of electrical ingredients which play out their particular tasks, today all the electrical software tools neglected to viably convert the data consequently from a circuit picture diagram to digital frame. Thus electrical engineers ought to manually enter all data into computers, and this procedure requires significant time and bring errors with high probability. In addition, when the diagram is hand drawn, the issue is more complicated for any electrical investigation. In this way, in this paper, author propose another technique utilizing Artificial Neural Network (ANN) to make a machine that can specifically read the electrical symbols from a hand drawn circuit picture. The acknowledgment procedure includes two stages: initial step is feature extraction utilizing shape based features, and the second one is a classification strategy utilizing ANN through a back propagation algorithm. The ANN was prepared what's more, tested with various hand drawn electrical images. The results demonstrate that our proposition is practical and brings great exhibitions.

[13], Tablet PC-based designing software can be utilized as an effective teaching tool for core building courses such as electronics, signal and systems, and digital systems. Wireless connection between Tablet PCs of students and the instructing teacher will generously make strides students' inclusion during the course.

Circuit drawing is an essential assignment particularly in undergraduate classes, for example, hardware and digital systems. Most existing software tools for circuit drawing utilize a tool compartment where symbols for all circuit parts are arranged and prepared for pick up. A user needs to go through various layers of menus each time he/she needs to utilize a circuit symbols. To enhance human PC connection, we have built up an on the web acknowledgment framework on a Tablet PC utilizing C# for the handwritten circuit and its components. The framework can recognize and redraw numerous circuits and their segments for example, resistors, capacitors, ground and different voltage power supplies, which are drawn with a stylus pen on a Tablet PC. We introduce subtle elements of our approach and fundamental aftereffects of an experimental framework.

[14], the current software for circuit design and simulation require the client to be skilled either with great programming capacity or 'pick and paste' model. To remove this hindrance of programming knowledge, author propose a simulation model where a circuit drawn on a paper will be simulated. The circuit drawn on the paper will be bolstered to the PC utilizing a scanner/camera. The Image is de-noised and the nodes in the circuit are recognized. Every one of the characters, numbers and symbols alone are put away in a different picture which is utilized for optical character recognition. After node identification and character recognition, a

netlist is aggregated which is utilized for simulation. Applications of this simulation model incorporate smart teaching system systems, tablet application and with more research, a lot of segments including transistors and ICs can be simulated.

[15], Sketch recognition is one of the basic advance of sketch understanding. Challenge in sketch recognition is the variation and imprecision display in sketch. Free drawing styles of sketching make it hard to fabricate a robust sketch recognition framework. This paper proposes a novel acknowledgment approach that can recognize crude shapes, and in addition mixes of these natives. The approach is independent of stroke arrange, number, and also invariant to size and perspective proportion of sketch. Feature string is utilized to speak to natives. Author characterized a closeness measure on these feature strings that counts normal substrings in two info strings, which is referred to as the string kernel in the field of kernel strategies. Support vector machine (SVM) is then prepared with named cases to handle the assignment of classification. The test on hand drawn digital circuit diagrams demonstrates that our framework can recognize sketching effectively and robustly.

[16], In order to facilitate sketch recognition, most internet existing works accept that individuals won't begin to draw another image before the present one has been done. Author propose in this paper a technique that unwinds this constraint. The proposed strategy depends on a two-dimensional unique programming (2D-DP) system permitting image speculation age, which can effectively fragment and recognize sprinkled symbols. Furthermore, as discriminative classifiers for the most part have restricted ability to dismiss anomalies, some domain particular knowledge is incorporated to go around those errors because of untrained patterns comparing to mistaken segmentation hypotheses. With a point-level estimation, the test demonstrates that the proposed novel approach can accomplish an accuracy of in excess of 90 percent.

III.CONCLUSIONS

The existing software for circuit design and simulation require the user to be skilled either with good programming ability or 'pick and paste' model. To remove this barrier of programming knowledge, a simulation model where a circuit drawn on a paper will be simulated. Sketch recognition is one of the essential step of sketch understanding. Challenge in sketch recognition is the variation and imprecision present in sketch. Free drawing styles of sketching make it difficult to build a robust sketch recognition system. Therefore, this paper provides a survey of on various approaches of hand drawn optical circuit recognition based on different researches as done earlier

REFERENCES

- [1] C. Alvarado and M. Lazzareschi, "Properties of real-world digital logic diagrams," *plt*, pp. 1–6, 2007.
- [2] T. Hammond and R. Davis, "Tahuti: A geometrical sketch recognition system for uml class diagrams," in *ACM SIGGRAPH 2006 Courses*, ACM, 2006..
- [3] Y. Liu, Q. Lin, and G. Dai, "Pigp: A pen-based intelligent dynamic lecture system for geometry teaching," in *Proceedings of the 2nd international conference on Technologies for e-learning and digital entertainment*. Springer-Verlag, 2007, pp. 381–390.
- [4] T. Chen, M. Cheng, P. Tan, A. Shamir, and S. Hu, "Sketch2photo: internet image montage," in *ACM Transactions on Graphics (TOG)*, vol. 28, no. 5. ACM, 2009, p. 124.
- [5] S. Liao, X. Wang, and J. Lu, "An incremental bayesian approach to sketch recognition," in *Proceedings of the 4th international conference on machine learning and cybernetics*, Guanzhou, 2002.
- [6] D. Rubine, "Specifying gestures by example," in *Proceedings of the 18th annual conference on Computer graphics and interactive techniques*. ACM, 1991, pp. 329–337.
- [7] X. Xu, W. Liu, X. Jin, and Z. Sun, "Sketch-based user interface for creative tasks," in *Proceedings of the 5th Asia Pacific conference on computer human interaction*, Beijing. Citeseer, 2002, pp. 560–570.
- [8] T. Hammond and R. Davis, "Ladder: A language to describe drawing, display, and editing in sketch recognition," in *International Joint Conference on Artificial Intelligence*, vol. 18. Citeseer, 2003, pp. 461–467.
- [9] H. Hse and A. Richard Newton, "Recognition and beautification of multi-stroke symbols in digital ink," *Computers & Graphics*, vol. 29, no. 4, pp. 533–546, 2005.
- [10] M. Fonseca, C. Pimentel, and J. Jorge, "Cali: an online scribble recognizer for calligraphic interfaces," in *AAAI spring symposium on sketch understanding*, 2002, pp. 51–58.
- [11] J. Abfal, K. M. Borgwardt, and H.-P. Kriegel, "3dstring: a feature string kernel for 3d object classification on voxelized data," in *CIKM*, 2006, pp. 198–207
- [12] Mahdi Rabbani, Reza Khoshkangini, H.S. Nagendraswamy and Mauro Conti, "Hand Drawn Optical Circuit Recognition", *Procedia Computer Science*, Volume 84, 2016, Pages 41-48, 2016 ELSEVIER
- [13] O. Ejofodomi, S. Ross, A. Jendoubi, M. Chouikha and Jianchao Zeng, "Online handwritten circuit recognition on a tablet PC," *Information Theory, 2004. ISIT 2004. Proceedings. International Symposium on*, 2004, pp. 241-245, IEEE.
- [14] S. Sridar and K. Subramanian, "Circuit recognition using netlist," *2013 IEEE Second International Conference on Image Information Processing (ICIIP-2013)*, Shimla, 2013, pp. 242-246.
- [15] S. Liao and M. Duan, "Sketch recognition via string kernel," *2012 8th International Conference on Natural Computation*, Chongqing, 2012 IEEE, pp. 101-105
- [16] Shizhong Lia, Menghua Duan, "Sketch recognition via string kernel", *Natural Computation (ICNC), 2012 Eighth International Conference on*, vol., no., pp.101,105, 29-31 May 2012.



10.22214/IJRASET



45.98



IMPACT FACTOR:
7.129



IMPACT FACTOR:
7.429



INTERNATIONAL JOURNAL FOR RESEARCH

IN APPLIED SCIENCE & ENGINEERING TECHNOLOGY

Call : 08813907089  (24*7 Support on Whatsapp)