



# **iJRASET**

International Journal For Research in  
Applied Science and Engineering Technology



---

# **INTERNATIONAL JOURNAL FOR RESEARCH**

IN APPLIED SCIENCE & ENGINEERING TECHNOLOGY

---

**Volume: 6      Issue: VII      Month of publication: July 2018**

**DOI: <http://doi.org/10.22214/ijraset.2018.7136>**

**[www.ijraset.com](http://www.ijraset.com)**

**Call: ☎ 08813907089**

**E-mail ID: [ijraset@gmail.com](mailto:ijraset@gmail.com)**

# A Study on Classification of Diabetes Using Radial Basis Function (RBF)

C. Girija<sup>1</sup>, Dr.R.Shanmugavadivu<sup>2</sup>

<sup>1</sup>Research Scholar, Department of Computer Science, PSG College of Arts and Science, Coimbatore, India

<sup>1,2</sup>Assistant Professor, Department of Computer Science, PSG College of Arts and Science, Coimbatore, India

**Abstract:** Data mining holds very important role in health care industry to enable health systems to systematically use data and analysis to identify inefficiencies and best practices that improve case and reduce cost. Medical data mining is one of the well-known research areas for many researchers. In this paper, we have studied about the diabetic diseases and that occurs when your blood glucose, also called blood sugar is too high the most common types of diabetes are type 1, type 2 and gestational diabetes. Here RBF algorithm is used to produce a better performance in classifying, terms of accuracy, specificity and sensitivity will be selected as classification model.

**Keywords:** Data mining, Diabetic, Classification, Radial Basis Function (RBF).

## I. INTRODUCTION

Data mining aims at extracting valuable information from a huge data. This information is used to forecast future. Diabetes is one of the most common endocrine diseases. Diabetes one of the main priorities in medical science research. It turns to generate huge amount of data. Diabetes is caused by loss of efficiency of insulin in the metabolism of glucose (sugar) or reduced insulin production in the body. Diabetic patients are has threegroups of type 1, type 2 and gestational diabetes. Immune-mediated is type 1 diabetes (T1D), insulin resistance is type 2 diabetes (T2D) and Gestational diabetes is recognition during pregnancy. In this paper explains the basics of Radial Basis Function (RBF). Initially RBF is used only for the function of interpolation. But now it is also used for large scale prediction activities like time series prediction and function approximation.

Classification is a information mining function of statistics mining. Its goal to categories or training via allocating the gadgets in a group. Category looks for a state-of-the-art pattern. Class is a way used to remedy the category hassle. This approach had been broadly applied in scientific field. Category is used to analyse and diagnose the records. Class has step processes. First step is to building a version. This is used to investigate the dataset of a database. Second step is model usage. Here the built version is used for category. Classification accuracy is approximate in keeping with the percentage of check facts or test sample set which are correctly classified. It gets the info of person patient report to classify the sickness pattern and that to symbolize the underlying courting between them for planning corrective sports.

## II. PROPOSED SYSTEM

In this proposed work, the diabetes datasets are used to train by using K nearest neighbour (KNN) algorithm. The k-nearest neighbour classifier algorithms is to expect the target label by means of locating the nearest neighbour class. Each time whenever we've a new factor to categorise, classify, we discover its k nearest neighbour from the training information. After classifying the datasets we have used the algorithm of Radial Basis Function (RBF).

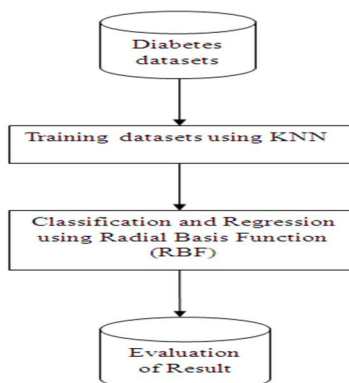


Fig:-1 Proposed architecture

### III. DIABETES

Diabetic is one of the most chronic diseases. Diabetes is a group of diseases that result in too much sugar in the blood level (high blood glucose). The foremost effects of diabetes. It includes functional abnormalities in nerves, kidneys, eyes, blood vessels, heart and long-term injury.

A number of the general signs and symptoms of diabetes are weight reduction, excessive thirst, Irritability, frequent urination, Blurred imaginative and prescient, gradual to heal wounds, Tingling or numbness in fingers or toes, accelerated starvation, common skin, bladder or gum infections and excessive unexplained fatigue.

The generally carried out assessments for figuring out whether someone has diabetes or now not inclusive of A1C test, Fasting Plasma Glucose (FPG) test and Oral Glucose Tolerance take a look at (OGTT).

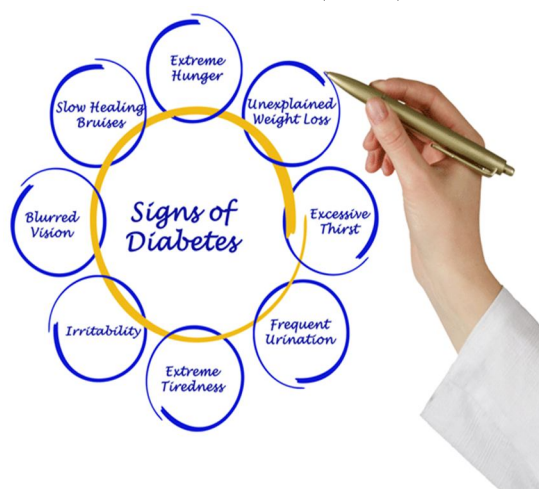


Fig:-2 Diabetes

Type of diabetes are recognizing to an individual. It is recognized mostly based on the situation at the point of diagnosis. There are three major types of diabetes, which are-

#### A. Type 1 Diabetes (T1D)

It is caused by the body affecting its own pancreas. It does not make insulin. It is also referred as insulin dependent diabetes. Type 1 diabetes treatments are includes taking insulin, frequent blood sugar monitoring, eating healthy foods, exercising regularly and maintaining a healthy weight carbohydrate, fat and protein counting.

#### B. Type 2 Diabetes (T2D)

It is used to be called adult-onset diabetes. Pancreas does not make enough insulin to the body. It was also referred as non-insulin dependent diabetes. Treatments for type 2 diabetes are healthy eating, regular exercise, possibly, blood sugar monitoring and diabetes medication or insulin therapy.

#### C. Gestational Diabetes

It occurs duration of women's pregnancy, without diabetes but having high blood sugar level during pregnancy. It may possible lead to the development of type 2 diabetes. Gestational diabetes remedies are includes tracking your blood sugar, medication, healthy food plan, close monitoring of your baby and exercise.

### IV. RADIAL BASIS FUNCTION (RBF)

RBF was first introduced in the solution of the real multivariable interpolation problem by Broomhead& Lowe (1988) and Moody & Darken (1989) [1] [2]. It is a kind of local approximation neural network, which has very strong approximation ability, good classification ability and rapid learning speed [3].

RBF is a real-valued function which is depends only on the distance from the origin. Alternatively on the distance from some other point  $c$  called a centre. It is typically used to approximate given functions. RBF were autonomously proposed by many researchers.

Radial basis function (RBF) is based on supervised learning. It may also be a popular alternative to the MLP. RBF are also good at modelling nonlinear data. It can be trained in one stage rather than using an iterative process as in MLP and also learn the given application quickly.

The structure of RBF has three layers. The RBF has three important layers. They are input layer, hidden layer and output layer.

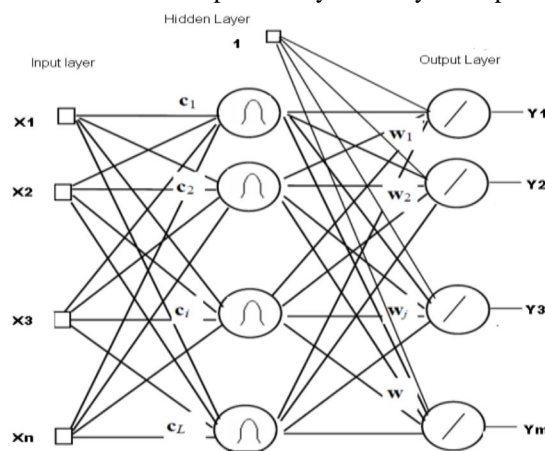


Fig:-3 the structure of RBF [4]

A. The following Parameters are Determined by The Process of rbf [5]

- 1) The number of neurons in the hidden layer. Ideally the number of neurons (M) in the hidden layer should be much less than data points (N).
- 2) The coordinates of the centre of each hidden-layer RBF, determined by the training algorithm.
- 3) The radius (spread) of each RBF in each dimension, determined by the training algorithm.
- 4) The weights applied to the RBF outputs as they are passed to the summation layer.

A linear combination of radial basis functions of the inputs and neuron parameters are the output of the network. RBF have many uses that include prediction of time series, function approximation, system control and classification. Some of the types commonly used in the Radial Basis Function (RBF) include

Name of the RBF	Equation ( $r = \ x\ $ )
Gaussian Function (GS)	$\varphi(r) = e^{-(\epsilon r)^2}$
Linear radial function (LR)	$\varphi(r) = r$
Multiquadric (MQ)	$\varphi(r) = \sqrt{1 + (\epsilon r)^2}$
Inverse quadric (IQ)	$\varphi(r) = \frac{1}{1 + (\epsilon r)^2}$
Polyharmonic Spline (PHS)	$\varphi(r) = \begin{cases} r^{2k-1}; & k \in \mathbb{N} \\ r^{2k} \ln(r); & k \in \mathbb{N} \end{cases}$
Thin Plate Spline (TPS)	$\varphi(r) = r^2 \ln(r)$
Inverse Multiquadric (IMQ)	$\varphi(r) = \frac{1}{\sqrt{1 + (\epsilon r)^2}}$

Fig:-4 some commonly used RBFs

- 5) *Gaussian function*: It represents the graph in the form of “bell curve” shape. It is expecting value and variance with representing the probability density function of a normally distributed random variable.
- 6) *Polyharmonic splines*: It is a linear combination of RBF. It is used for function approximation and data interpolation.
- 7) *Thin Plate Spline (TPS)*: Thin plate spline is a special case. Data interpolation and smoothing are accessed by using spline-based technique.



There are two layered feed-forward networks they are the main features of RBF. The hidden node that implements a set of Radial Basis Function (RBF). The output node that implements a set of linear summation functions as in MLP (Multi-Layer Perception). Stages are divided into two in the network training. First stage, the weight is determined from the input to the hidden layer. Second stage, the weight is determined from the hidden to the output layer.

## V. CONCLUSION AND FUTURE WORK

Thus we studied type 2 Diabetes (T2D) is the risk of diabetic complications. The correct sickness detection is one of the primary assignments for early detection of diabetic disease. Here type 1, type 2 and gestational diabetes are very difficult to remedy. Mostly type 2 diabetes is the risk of diabetic complications. Here we used RBF algorithm for classification and predicting the diabetic disease in a early level. For classifying and predicting we use a MATLAB tool for better performance of the end result.

## REFERENCES

- [1] Broomhead, David and David Lowe. Radial basis function, multi-variable functional interpolation and adaptive networks.
- [2] UgurHalici. Artificial Neural Network. Radial basis function Network .EE543 lecture notes
- [3] Chun-tao, Man, Wang Kun, and Zhang Li-yong. "A new training algorithm for RBF neural network based on PSO and simulation study"
- [4] HenaliSheth, Prof. Bhavin Shah and ShrutiYagnik. "A survey on RBF Neural Network for Intrusion Detection System".
- [5] Angeline Christobel, P. Sivaprakasam, "A New Class wise k nearest Neighbour (CKNN) Method for the Classification of Diabetes Dataset".
- [6] Ch. Sanjeev Kumar Dash, Ajit Kumar Behera, SatchidanandaDehuriand Sung-Bae Cho"Radial basis function neural networks: a topical state-of-the-art Survey".
- [7] Farahmandian M, Lotfi Y and Maleki I "Data mining algorithms application in diabetes diseases diagnosis: a case study".
- [8] "Using prediction methods in data mining for diabetes diagnosis" by Arwa Al-Rofiyee et al .
- [9] "Data Mining Techniques for Performance Evaluation of Diagnosis in Gestational Diabetes" by SrideivanaiNagarajan, R.M. Chandrasekaran and P. Ramasubramanian.
- [10] World Health Organization: <http://www.who.int/diabetes/facts/en/>
- [11] K. Rahul, V. Harsh, N. Khanwalkar, and M. Bhattacharya, Evolutionary Radial Basis Function Network for Classificatory Problems.
- [12] Eng KhaledEskaf, Prof. Dr. Osama Badawi and Prof. Dr. Tim Ritchings, "Predicting blood glucose levels in diabetes using feature extraction and artificial neural networks".
- [13] Zhang, B.; Kumar, B.V.K.V.; Zhang, D., "Detecting Diabetes Mellitus and Non-proliferative Diabetic Retinopathy Using Tongue Color, Texture, and Geometry Features"
- [14] "Evolving RBF neural networks for time-series forecasting with EvRBF" by V.M. Rivas, J.J. Merelo, P.A. Castillo, M.G. Arenas and J.G. Castellano
- [15] National Diabetes Data Group "Classification and diagnosis of diabetes mellitus and other categories of glucose intolerance".
- [16] Peter, S. "An Analytical Study on Early Diagnosis and Classification of Diabetes Mellitus".
- [17] R Priya and P Aruna. Review of automated diagnosis of diabetic retinopathy using the support vector machine
- [18] "Classification of diabetes disease using support vector machine" by Anuja Kumara and Chitra.
- [19] "Predicting blood glucose levels in diabetes using feature extraction and artificial neural networks" by Eng KhaledEskaf, Prof. Dr. Osama Badawi and Prof. Dr. Tim Ritchings.
- [20] Velu C.M, K.RKashwan "Visual data mining Technique and classification of Diabetes patient".



10.22214/IJRASET



45.98



IMPACT FACTOR:  
7.129



IMPACT FACTOR:  
7.429



# INTERNATIONAL JOURNAL FOR RESEARCH

IN APPLIED SCIENCE & ENGINEERING TECHNOLOGY

Call : 08813907089  (24\*7 Support on Whatsapp)