



iJRASET

International Journal For Research in
Applied Science and Engineering Technology



INTERNATIONAL JOURNAL FOR RESEARCH

IN APPLIED SCIENCE & ENGINEERING TECHNOLOGY

Volume: 7 Issue: II Month of publication: February

DOI: <http://doi.org/10.22214/ijraset.2019.2163>

www.ijraset.com

Call:  08813907089

E-mail ID: ijraset@gmail.com

Experimental Investigations on Mechanical Properties of Recycled Aluminium (A356) Reinforced with Recycled Glass

Muddineni Naresh¹, A. Dhanunjaya Kumar², T. Deepthi³, G. Sree Ramakrishna⁴, T. Brahma Teja⁵, D. Ch. Krishnaiah⁶

¹Assistant Professor, Department of Applied Engineering, VFSTR (deemed to be University), A.P-522213, INDIA

²Assistant Professor, Department of Mechanical Engineering, VIEW, Visakhapatnam A.P-530049, INDIA.

³Assistant Professor, Department of Mechanical Engineering, VLITS, A.P-522213, INDIA.

⁴B.Tech scholar, Department of Applied Engineering, VFSTR (deemed to be University), A.P-522213, INDIA.

⁵B.Tech scholar, Department of Applied Engineering, VFSTR (deemed to be University), A.P-522213, INDIA.

Abstract: *Present work investigation on mechanical properties of recycled glass/aluminum matrix composites by exploitation powder metallurgy (PM) methodology. The main characteristic of glass content is low weight to high power quantitative relation reveals wise strength. This paper has investigated the results of glass content sintering temperature and sintering time on the properties of the composites. The common glass content is 10vol%, 20vol% & 30vol% and thus the sintering temperature and time are 600-660°C and 6 hours severally. The 319 pure chemical element alloys square measure compared with their glass-aluminum composites inside the properties of hardness, wear resistance, and the fabrication of recycled glass/aluminum matrix composites by exploitation powder metallurgy (PM) methodology. The fabricated metal matrix composite properties like tensile strength & density decrease with increases in wt% of recycled glass at the same hardness, thermal conductivity and wear rate increased.*

Keywords: *Recycled glass/ aluminum matrix composites, glass content, sintering temperature & time, powder metallurgy.*

I. INTRODUCTION

Aluminium Matrix Composites (AMCs with scrap A356) strengthened with nano iron compound created by metallurgy was investigated with low value producing of sunshine and efficient multifunctional materials for natural philosophy applications. AMCs strengthened with particles tend to supply improvement of properties processed by completely different. Over the previous few decades, high-performance AMCs are wide developed with high strength, high stiffness, denseness, and sensible wear resistance capability [1-5]. Among them, A356 aluminum is broadly utilized as a network. A356 is an intriguing choice for military and car applications as the amalgam has imperative properties of high quality, lightweight and great limit with regards to the foundry (fluidity). This combination can likewise be effectively utilized as a network from the reused crisp piece (chips) to create fantastic metal grid composites in a monetary way [6-11]. Presently a day, reused glass can be substituted for up to 95% of crude materials; glass is 100% recyclable and can be reused perpetually without misfortune in quality or immaculateness. Assembling profits by reusing in a few different ways: reused glass decreases discharges and utilization of crude materials, broadens the life of the plant, for example, heaters, and spares vitality, and aluminum combination reusing is likewise assuming basic part car industry. Planning of glass/aluminum network composites with powder metallurgy method. The readied composites have high glass content, square with conveyance and great scraped area opposition [12]. Powder metallurgy (PM) course is one of the alluring techniques for metallic froths generation since it takes into account preparing of wide range segments and close net molded geometries froths and in addition the froths with necessary sandwich structure. Broad scientists have been completed to create Al combination froths by the PM course [13]. Lightweight has turned into a critical perspective with a specific end goal to decrease CO₂ outflows in the car and enhancing range in electric vehicles thus lightweight materials, for example, aluminum, magnesium or composite materials are in effect broadly examined for car applications [14]. The sinter capacity of Al combination powder metallurgy PM amalgam was explored. Financially accessible Aluminum alloy 319 has been uniaxially squeezed compacts in the scope of 100– 500 MPa were sintered at temperatures in the scope of 610– 660°C. The explored composite demonstrates a decent sintering reaction and 98% hypothetical thickness (TD) was accomplished. An ideal sintering profile has been chosen and the mechanical properties were estimated, for example, hardness, elasticity esteems acquired were near the modernly distributed qualities. Notwithstanding the sintering and warmth treatment, the microstructure of sintered material has been inspected and portrayed utilizing optical and

filtering electron microscopy [15]. In, for the most part, the further developed basic composites utilize fiberglass, carbon/graphite, boron, Kevlar (aramid) and other natural materials, which stressed the principal properties as lightweight, higher solid and solidness. These fortifying impacts of fiber fortifications in composites are getting by the level of strands (fiber-sap proportion), kind of filaments and fiber introduction regarding the course of burdens [16]. In particulate composites crack start is related to molecule break, interfacial-network disappointment, and incorporation break, contingent upon the specific composite and lattice condition. [17]. Al-319 alloys have been used as the reinforcement material in the present investigation with different mesh sizes 100 to 120 [18].

II. EXPERIMENTAL DETAILS

Ball with substantial size is chosen which is advantageous to the processing of aluminum combination 319. The dry ball processing is completed in the level jug containing balls, powder and a procedure controlling operator. Aluminum compound 319 of 15g, 900g of tempered steel balls with a breadth of 16mm, and 3wt% of stearic corrosive are utilized as a part of this procedure. Aluminum compounds 319 were cut into strips each with a length of 6mm. These strips are utilized as the underlying processing materials for additionally preparing. The constant processing procedure ought to be proceeded for 45 h at a rotational speed of 100 rpm by cooling with the assistance of the cooling operator. A lot of stearic corrosive is utilized which decreases grinding between aluminum amalgam 319 and the processing device that dispenses with warm. The Chemical composition of scrap A356 chip shown in table.1. Die is prepared from the P20 carbon steel which is machined in the CNC lathe machine with required dimensions shown in Fig.1. Details of prepared composites presented table.2.

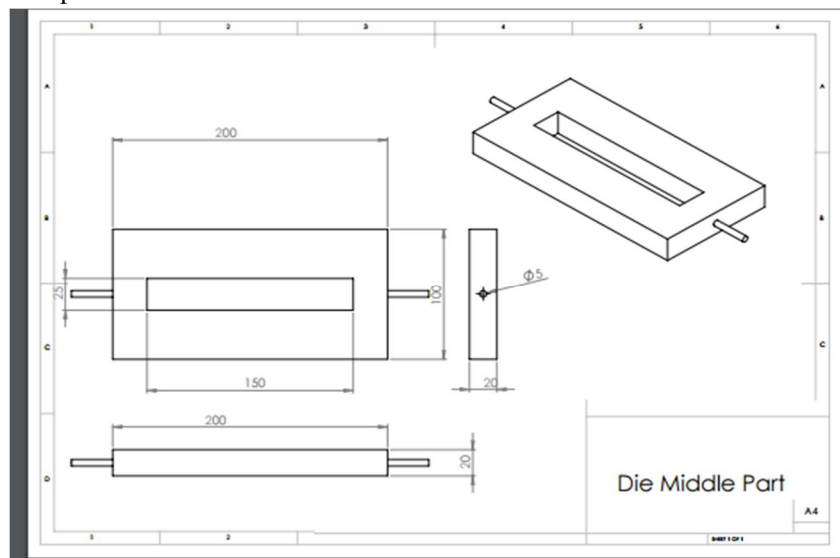


Fig: 1 Molding die diagram

TABLE.1
The Chemical Composition Of Scrap A356 Chip

Element	Al	Cu	Fe	Mg	Si	Ti	Zn
wt%	Balance	< 0.20	0.20	0.25	6.5-7.5	0.20	0.10

TABLE.2
PRODUCED COMPOSITES DETAILS

Composite mixture
100% Al + 0% Glass
90% Al + 10% Glass
80% Al + 20% Glass
70% Al + 30% Glass

A. Metal Matrix Mixing Process

There are two sorts of powder blending techniques that are dry blending and wet blending. In the examination, dry blending is difficult to be equivalent and takes a moderately prolonged stretch of time. Then again, wet blending needs a lot of solvents, and the blend needs drying before being smothered, and if the drying procedure is shameful, it could without much of a stretch prompt surface oxidation or sintered permeable surface. The preparatory property test demonstrates that the readied material isn't essentially extraordinary inconsistency and quality properties by methods for dry blending and wet blending. Along these lines, in future testing and generation, we, as a rule, receive dry blending. We have explored the impact of different sorts of ointments on the concealment procedure. The outcomes demonstrate that under high weight, the impacts of the ointment on the concealment procedure are very unique. In which, MoS₂ is costly; a few fold the amount of as calcium stearate. In the meantime, calcium stearate grease and framing are great under various weights, totally meeting creation necessities. Along these lines, in this investigation, shaping operator and ointment are calcium stearate, which is shoddy and stable.

- 1) *Powder Compacting Process:* Present study, because the length-diameter ratio of the sample is not large, we adopt the one-way compacting method. Previous research results show that when the pressure is not too large (no crack in compaction), the relative density of product increases with the increase of compacting pressure. Restricted to the constant and equipment, adopt 300t machine to compact products, with the pressure of about 300MPa, and holding time is 2 minutes.
- 2) *Sintering Process:* Sintering is in QX3-45-9Q chamber furnace, which needs dry nitrogen for preventing oxidation. The main factor in the sintering process is heating and cooling rate, sintering temperature and holding time setting.
 - a) *The Heating And Cooling Rate:* As the demolding agent is dissolved with ethanol, the demolding agent adhered on the block may not be fully dried. Meanwhile, calcium stearate decomposes faster at about 400oc, so at 150oc and 400oc, it holds certain time, so that gas has enough time to escape before the pores are closed. In addition, heating and the cooling rate have a significant impact on the surface quality of sintered products. With the acceleration of sintering and cooling, the tendency of cracks of sintered products increases. When the heating rate of sintering is 150oc/h, with furnace cooling after sintering.
 - b) *Sintering Temperature:* This study makes a lot of tests on the influence of temperature to the sintering process. Test temperature range is 590⁰C – 700⁰C, and the results show that at the same temperature, for the compact with different glass content, the densification coefficient changes little, while for the compact with the same glass content, the temperature influence is significant. It can be seen that the higher the temperature, the densification coefficient of products is larger. The reason is that the higher the temperature, the mutual diffusion coefficient of sintering system increases, atomic activity increases and sintering increases, meanwhile the glass particles segregates and hinders the Al, so grain grows this not obvious. However, the sintering temperature is not the higher the better, and if the temperature is too high, liquid aluminum would flow out from the block, and the product has large changes in shape and size. Considering the above factors, the study on sintering temperature of the product is selected at about 700⁰C.

B. Tensile Test

The Universal testing machine was utilized to the ductile testing and test samples as appeared in the Fig.2; this test is utilized to locate the pliable conduct of the composites.



Fig.2 Universal machine & Tensile test specimen

C. Hardness Test

In those strategies, Brinell hardness test is utilized for the hardness testing shown in Fig.3 and applying load is 600kgf, 10mm steel ball utilizing to the infiltration after 15 sec evacuate the heap and measure the entrance gap distance across by utilizing the magnifying lens.



Fig.3 Brinell hardness testing machine

D. Density Test

Thickness is the mass per unit volume of a material. Particular gravity is a measure of the proportion of the mass of a given volume of material at 23°C to a similar volume of deionized water. Particular gravity and thickness are particularly applicable on the grounds that plastic is sold on a cost for every pound premise and a lower thickness or particular gravity implies more material per pound or fluctuated part weight. Mettler balance Electronic weighing machine shown in Fig.4.



Fig.4 Mettler balance Electronic weighing machine

E. Thermal Conductivity Testing And Procedure

Thermal conductivity in "thin" materials that are often described as "thermal interface materials." "Thin" materials are roughly those less than 1-2 cm thick. This method defines thermal conductivity as the ratio of heat flux to the associated thermal gradient under one-dimensional heat conduction conditions. This measurement can be envisioned as thermal conduction between two parallel, isothermal surfaces of area A at temperatures TH and TC separated by a layer of the material-under-test having a thickness X with a steady state power of Q. Thermal conductivity, k, is thus defined ask = $Q * X / ((TH - TC) * A)$

F. Wear Test

This test method describes a laboratory procedure for determining the wear of materials during sliding using a pin-on-disk apparatus shown in Fig.5. Materials are tested in pairs under nominally non-abrasive conditions. The principal areas of experimental attention in using this type of apparatus to measure wear are described. The coefficient of friction may also be determined.



Fig.5 Pin on disc

III. RESULTS AND DISCUSSION

A. Tensile Test

The below graph shows that the increase in the amount of glass content while decreases the tensile strength of the composite because of the density of material decreases, brittleness increases & porosity increases.

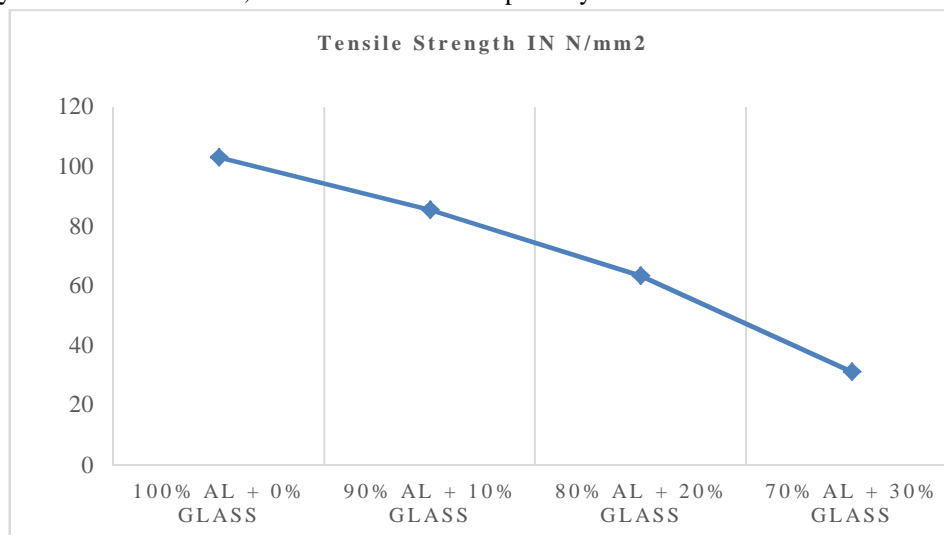


Fig.6 Tensile strength varies with weight % of glass

B. Hardness Test

From the below results, the hardness increases correspondingly with the glass content because of internal energy increases due to porosity.

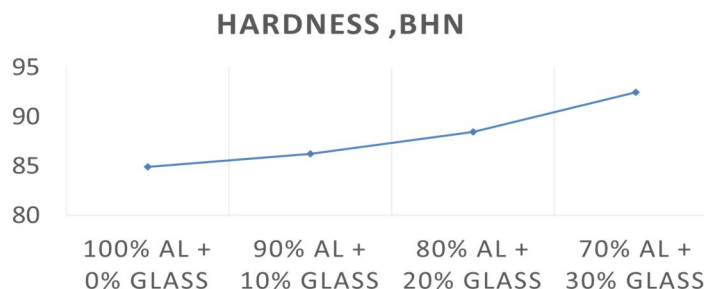


Fig.7 Hardness varies with weight % of glass

C. Thermal Conductivity Test

From the results, increase in the glass content, increases the thermal conductivity because the thermal conductivity is higher than to the Al-319, the thermal conductivity of the composites increases with the corresponding increase in the porosity.

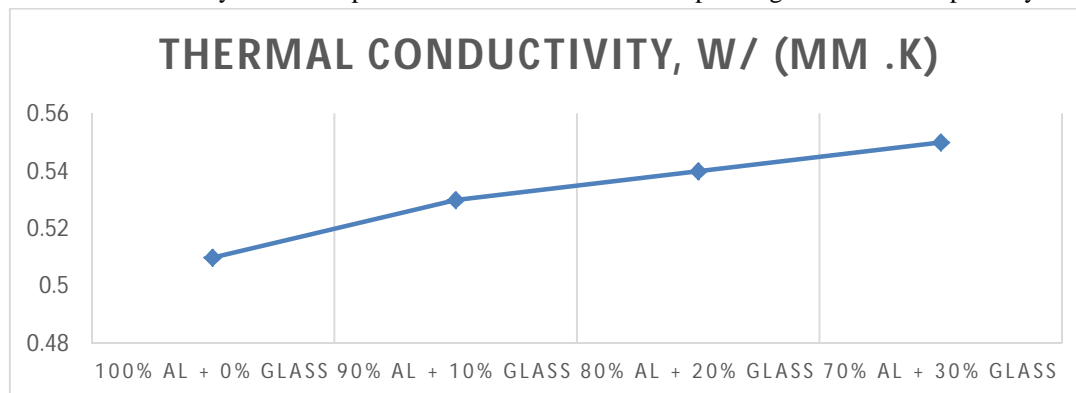


Fig.8 Thermal conductivity varies with weight % of glass

D. Density Test

The above graph shows that increasing the glass content in samples, decreases the density of the samples respectively because the glass density is less compared to the density of the aluminum alloy 319.

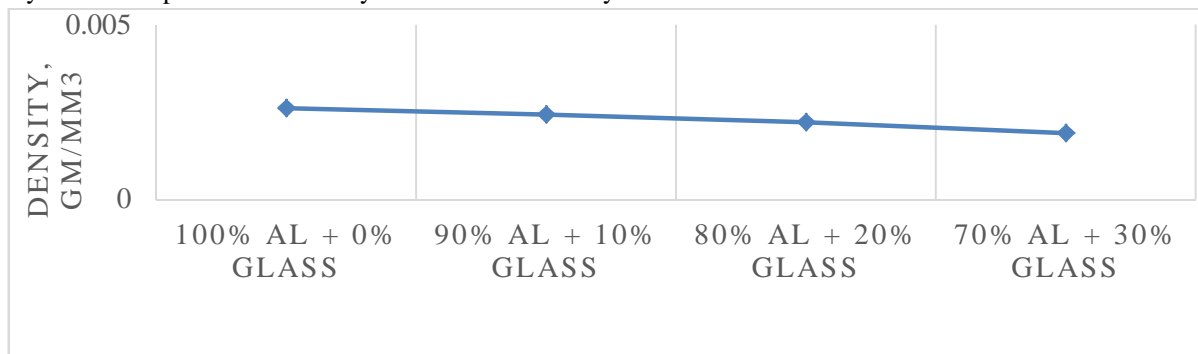


Fig.9 Density varies with weight % of glass

E. Wear Behavior

The wear rate of the produced composite with recycled glass is shown in figure. The wear rate decreases with increases recycled glass. It was found that minimum wear rate at 90% Al + 10% glass.

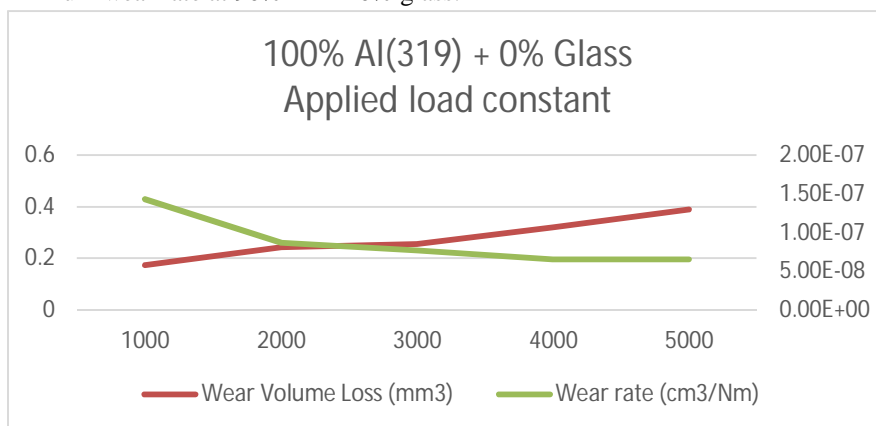


Fig.10 Wear rate of pure aluminum with load constant

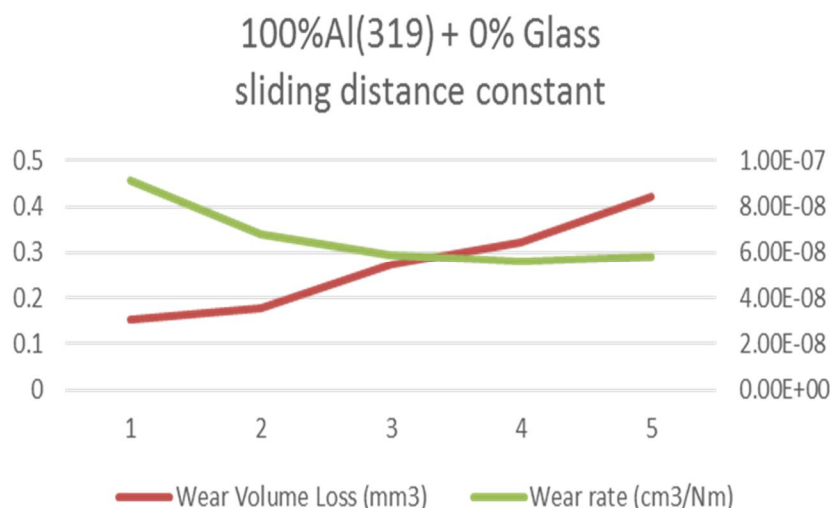


Fig.11 Wear rate of pure aluminum sliding distance constant

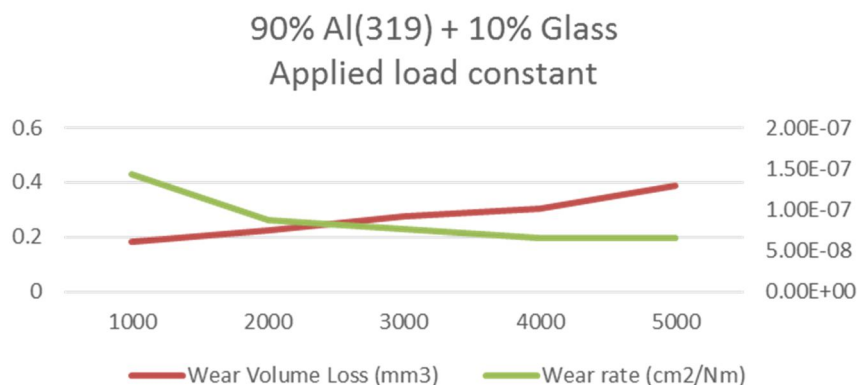


Fig.12 Wear rate of sample (90% Al + 10% Glass) applied load constant



Fig.13 Wear rate of sample (90% Al + 10% Glass) sliding distance constant

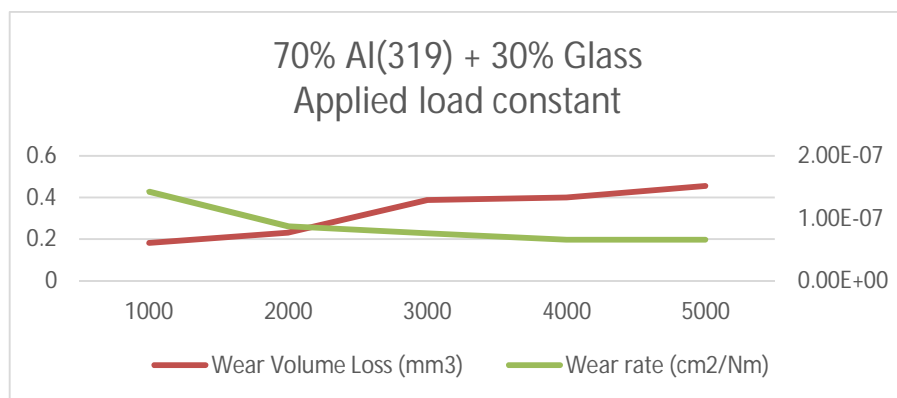


Fig.14 Wear rate of sample (70% Al + 30% Glass) sliding distance constant

IV. CONCLUSION

It has been concluded that the addition of the glass reinforcement increases the hardness because the load penetration is less and internal energy is more.

- A. Thermal conductivity increases compared to the pure aluminium because glass is used as reinforcement.
- B. Wear properties are good because of the hardness increases and for the glass; there is the low coefficient of friction.
- C. The density decreases since the glass density is less than the aluminium density
- D. The tensile strength compared to the pure aluminium 319 alloy decreases due to porosity and the brittleness due to the glass.
- E. The above results and graphs the best properties are obtained at the 20% glass content.

REFERENCES

- [1] Rebba, B., Ramanaiah, N.: Evaluation of mechanical properties of aluminum alloy (Al-2024) reinforced with molybdenum disulphide (MOS₂) metal matrix composites. *Procedia Mater. Sci.* 6, 1161–1169 (2014)
- [2] Majumdar, S., Kale, G.-B., Sharma, I.-G.: A study on preparation of Mo–30W alloy by alumina thermic co-reduction of mixed oxides. *J. Alloys Compd.* 394, 168–175 (2005)
- [3] Cannillo, V., Manfredini, T., Montorsi, M., Boccaccini, A.R.: Investigation of the mechanical properties of Mo-reinforced glass-matrix composites. *J. Non-Cryst. Solids* 344, 88–93 (2004)
- [4] Zhou, Y., Wang, Q., Han, X.-L., Sun, D.-L.: Fabrication and properties of continuous unidirectional Mo fiber reinforced TiAl composites by slurry casting and vacuum hot pressing. *Compos. Sci. Technol.* 83, 72–78 (2013)
- [5] Chen, L.-G., Lin, S.-J., Chang, S.-Y.: Tensile properties and thermal expansion behaviors of continuous molybdenum fiber reinforced aluminum matrix composites. *Compos. Sci. Technol.* 66, 1793–1802 (2006)
- [6] Din, T., Campbell, J.: High strength aerospace aluminum casting alloys a comparative study. *Mater. Sci. Technol.* 12, 644–650 (1996)
- [7] Choi, D.-H., et al.: Microstructure and mechanical property of A356 based composite by friction stir processing. *Trans. Nonferrous Met. Soc. China* 23, 335–340 (2013)
- [8] Srinivasu, R., Sambasiva, A., Madhusudhan, G., Srinivasa, K.: Friction stir surfacing of cast A356 aluminum end silicon alloy with boron carbide and molybdenum disulphide powders. *Def. Technol.* 11, 140–146 (2015)
- [9] Santella, M.-L., Engstrom, T., Storzjohann, D., Pan, T.-Y.: Effects of friction stir processing on mechanical properties of the cast aluminum alloys A319 and A356. *Scripta Mater.* 53, 201–206 (2005)
- [10] Chainarong, S., Muangjunburee, P., Suthummanon, S.: Friction stir processing of SSM356 aluminium alloy, 12th global congress on manufacturing and management, GCMM 2014. *Procedia Eng.* 97, 732–740 (2014) 11. Ma, Z.-Y., Sharma, S.-R., Mishra, R.-S.: Effect of friction stir processing on the microstructure of cast A356 aluminum. *Mater. Sci. Eng. A433* (1), 269–278 (2006)
- [11] Xu, B., et al.: Preparation and properties of sintered molybdenum doped with La₂O₃/MoSi₂. *Int. J. Refract. Met. Hard Mater.* 28, 150–154 (2010) 13. Chawla, N.: Industrial paper, “Metal Matrix Composites in automotive applications”, advanced materials and processes, pp. 26–31 (2006)
- [12] Yao Guinia, b*, Sun Keweia, Research on preparation of recycled glass / aluminum matrix composites with powder metallurgy, 2011 International Conference on Computer Distributed Control and Intelligent Environmental Monitoring.
- [13] Frederick T. Wallenberger, James C. Watson, and Hong Li, PPG Industries, Inc. *Glass Fibers*, © 2001 ASM International. All Rights Reserved. ASM Handbook, Vol. 21: Composites (#06781G)
- [14] 1Arivazhagan.K, 2Mahalashmi.S, 3Dr.L. Boopathi1 , Evaluation on Recycling of E-waste Aluminum in Metal Matrix Composite , International Research Journal of Engineering and Technology (IRJET) e-ISSN: 2395 -0056 Volume: 03 Issue: 04 | Apr-2016 www.irjet.net p-ISSN: 2395-0072 .
- [15] J.Jenix Rino1, D.Chandramohan2, K.S.Sucitharan3, An Overview on Development of Aluminium Metal Matrix Composites with Hybrid Reinforcement, Volume 1 issue 3, December 2012, international journal science and research(USR),India online ISSN:2319-7064.
- [16] Hieu Nguyen, April 8, 2005, Manufacturing Processes and Engineering Materials Used in Automotive Engine Blocks.
- [17] Petruadian, January 2010, manufacturing process and applications of composite materials, volume ix (xix).



10.22214/IJRASET



45.98



IMPACT FACTOR:
7.129



IMPACT FACTOR:
7.429



INTERNATIONAL JOURNAL FOR RESEARCH

IN APPLIED SCIENCE & ENGINEERING TECHNOLOGY

Call : 08813907089  (24*7 Support on Whatsapp)