



iJRASET

International Journal For Research in
Applied Science and Engineering Technology



INTERNATIONAL JOURNAL FOR RESEARCH

IN APPLIED SCIENCE & ENGINEERING TECHNOLOGY

Volume: 7 Issue: V Month of publication: May 2019

DOI: <https://doi.org/10.22214/ijraset.2019.5141>

www.ijraset.com

Call:  08813907089

E-mail ID: ijraset@gmail.com

Review Paper on Static Analysis and Design of Retaining Wall with and without Shelf using Software

Prachi S. Bhoyar¹, Dr. G. D. Awachat²

¹M. Tech. Student, Department of Civil Engineering, Gurunanak Institute of technology, Nagpur, India.

²Professor, Department of Civil Engineering, Gurunanak Institute of technology, Nagpur, India.

Abstract: This paper presents the results of Static analysis and Design of retaining wall with and without shelves. Cantilever retaining wall with pressure relief shelves is considered as a special type of retaining wall. The concept of providing pressure relief shelves on the backfill side of a R.C.C retaining wall reduces the total earth pressure on the wall, which results in a reduced thickness of the wall and ultimately in an economic design of a cantilever wall. The conclusions in this thesis drawn based on the discussion and results obtained analytically and using Staad-Pro. model study. The pressure distribution diagram changes much due to addition of shelves. The pressure relief shelves have been extended up to the failure plane to achieve the stability of the structure. In practice, there is limitation of using more number of shelves, but up to three shelves may be used economically for high retaining walls. It is also observed that, the average saving in cost of construction is 15% to 25% by the provision of relief shelves over the conventional cantilever retaining wall. Analytical results of active earth pressure, nodal reactions, and bending moments with pressure relief shelves have been in close agreement with the Staad-Pro. Software result.

Keywords: Special retaining wall, Relief shelves, Earth pressure, Stability of wall, Bearing pressure, Overturning moment and bending moment.

I. INTRODUCTION

Retaining walls are generally built to hold back soil mass. Retaining walls are structures that are constructed to retain such materials which are unable to stand vertically by themselves. They are also provided to maintain the grounds at two different levels. The study in this thesis is carried out mainly for improvisation of the 'retaining structure' as it is an indispensable feature of civil construction projects, especially all types of bridges, high walls in hilly terrain, etc. with suitable type, proper design and reasonable estimation. A retaining wall with pressure relief shelf is an uncommon type of retaining wall. The pressure relief shelf towards the backfill side of retaining wall reduces the total earth pressure on the stem wall which results in increasing the overall stability of wall. The less material goes into the stem wall due to provision of shelves to the retaining wall and some material acts vertically on the pressure relieving shelves and ultimately this results in an economical design.

A. Objective of Case Study

- 1) To analyze and design the modal retaining wall with and without shelf by Conventional Method.
- 2) To compare the results obtained from analysis and design of retaining wall with and without shelf and discuss the results.
- 3) To analyze of modal retaining wall with and without shelf using Software. Cost comparison between retaining wall with and without shelf.
- 4) To make the retaining wall stable so that soil bearing pressure gives equal pressure distribution on both sides.

II. LITERATURE REVIEW

MIKIO FUTAKI, OSAMU SAKAGUCHI (1992) [1]: This paper concerned with the experimental study on a real scale cantilever retaining wall for seismic loadings. In this paper, Soil-Structure Interaction has been done by model test. The present paper intends to investigate the safety and to evaluate the force acting on the wall for the seismic loadings.

RAJESH D. PADHYE, PRABHULING B. ULAGADDI (2010) [2]: The active earth pressure and lever arm are reduced due to provision of shelf and thereby achieve a considerable reduction in the moment about the base slab.

DR. D. N. SHINDE, MR. ROHAN R. WATVE (2015) [3]: This paper concerned with the analysis of cantilever retaining wall using Finite Element method. The retaining wall with and without shelves is analysed by using Staad-pro model and results for various parameters are to be compared in this paper.

SCOTTO DI SANTOLO, A. PENNNA, A. EVANGELISTA G.E. MYLONAKIS, S. BHATTACHARYA , C.A. TAYLOR (2012) [4]: Reinforced concrete cantilever retaining walls represent a popular type of retaining system. It is extensively considered as advantageous over conventional gravity walls as it gives economy and ease in construction and installation.

III. METHODOLOGY

A. Analysis and Design of cantilever Retaining wall without Shelves

This chapter concerned with stability of the cantilever retaining wall without shelves. The stability check for cantilever retaining wall without shelves is very important to study. The principle of design of cantilever retaining wall without shelves, various forces are acting on structure and the stability of cantilever retaining wall should be checked for sliding, overturning, bearing capacity failure, and tension has been explained below,

- 1) *No Sliding*: The retaining wall must be safe against sliding. The factor of safety against sliding must be greater than 1.5. In other words, $\mu R_v > R_h$, where R_v and R_h are vertical and horizontal component of R respectively & μ is friction factor between wall base and foundation soil.
- 2) *No Overturning*: The retaining wall must be safe against overturning about toe. The factor of safety against overturning must be greater than 2.
- 3) *No Bearing Capacity Failure*: The pressure caused by R_v at the toe of the wall must not exceed the allowable bearing capacity of the soil. The pressure distribution at base is assumed to be linear.
- 4) *No Tension*: There should be no tension at the base of the wall. When the eccentricity (e) is greater than $B/6$, tension develops at the heel.

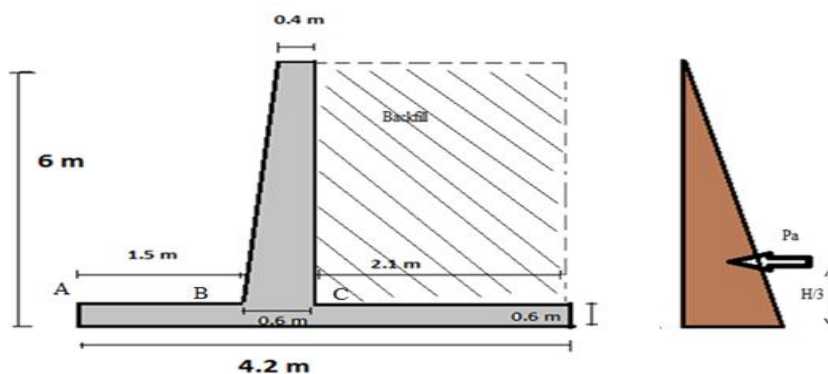


Figure 3.3.1 Cantilever retaining wall without pressure relief shelf Earth pressure diagram

B. Analysis and Design of Cantilever Retaining Wall with Shelves: (Reducing its Dimension up to some Extent)

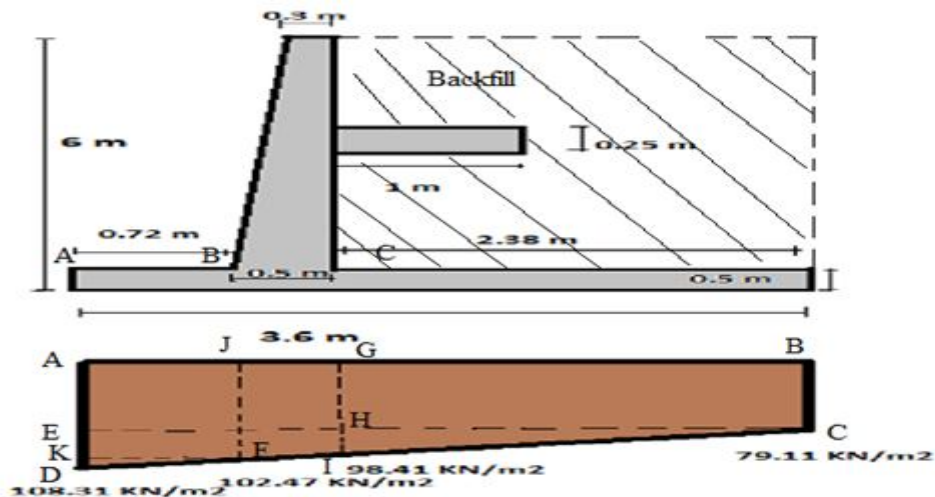


Figure 4.1.2 Retaining wall with base slab pressure diagram

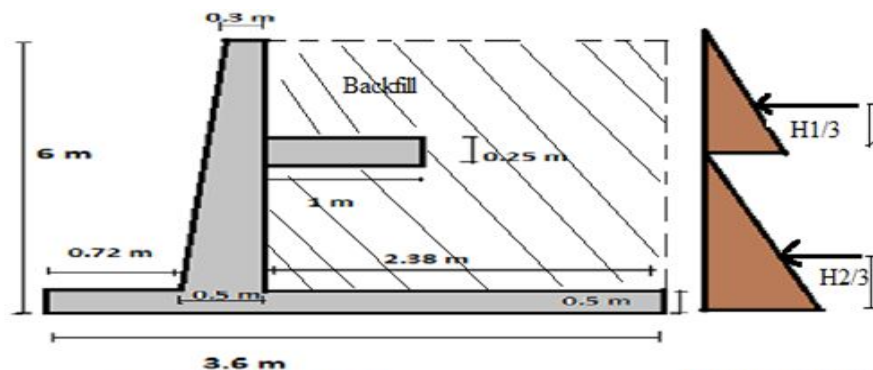


Figure 4.1.1 Retaining wall with shelves
(Reducing its dimensions up to some extent)

C. Analysis and Design of cantilever Retaining wall with Shelves: (Reducing its Dimension up to Maximum Value)

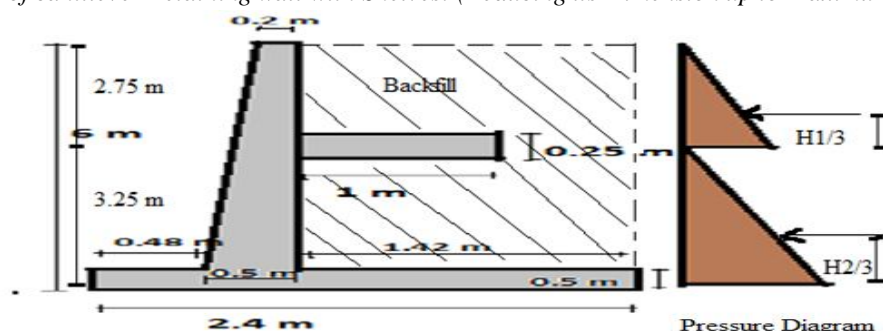


Figure 4.2.1 Retaining wall with shelves
(Reducing its dimensions up to maximum value)

D. Analysis and Design of cantilever Retaining wall with two Shelves

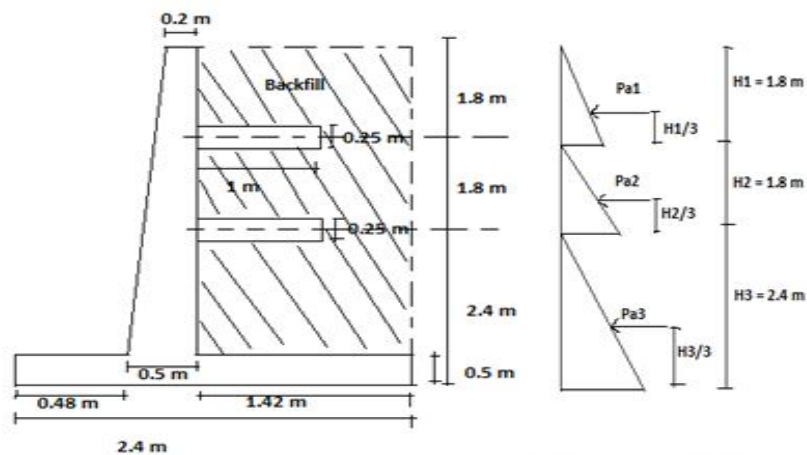


Figure 4.4.1 Retaining wall with two shelves Pressure diagram

IV. ANALYSIS OF RETAINING WALL WITH AND WITHOUT SHELVE USING STAAD-PRO SOFTWARE

In this chapter, the retaining wall with and without shelves are analysed using Staad-Pro. structural software in which retaining wall is prepared using plate element. Staad-Pro gives better and accurate results for analysis of retaining wall with and without shelves. The loading conditions are acted on retaining wall such as lateral load of soil on stem wall, vertical load on heel slab and shelf, vertically acted soil bearing pressure etc. are shown in model. Fixed support condition has been given to the junction of stem wall and base slab. The results of analysis of retaining wall with and without shelf in Staad-Pro. gives nodal reactions, plate stresses and bending moment.

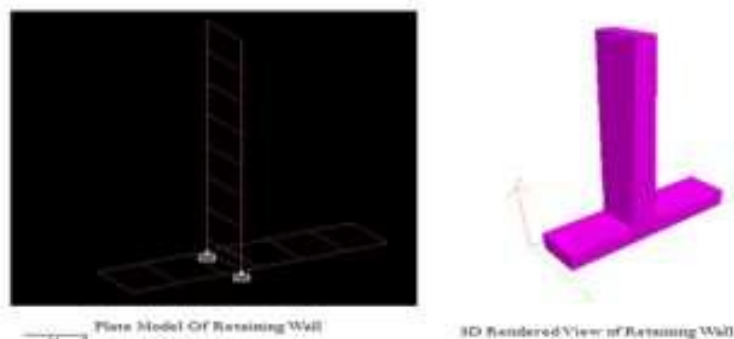


Figure 7.1.2 Plate model and 3-D rendered view of retaining wall

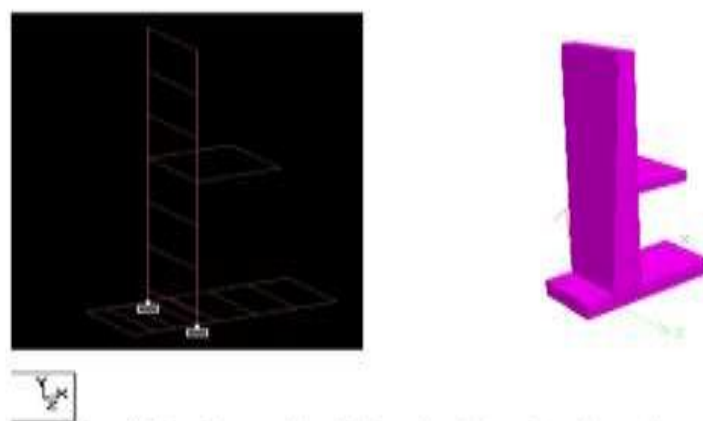


Figure 7.2.2 Plate model and 3-D rendered view of retaining wall

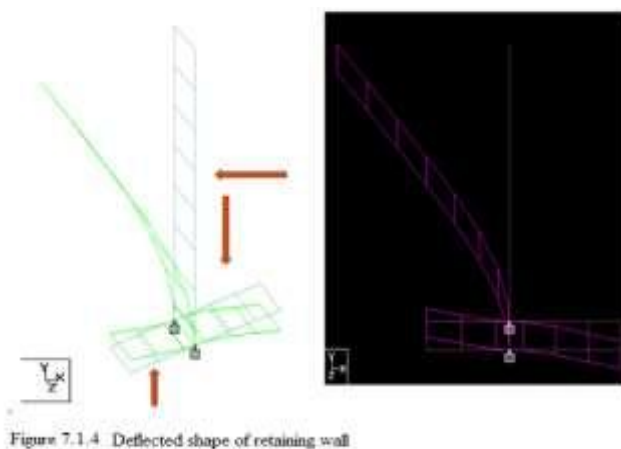


Figure 7.1.4 Deflected shape of retaining wall

V. ANALYSIS AND DESIGN OF RETAINING WALL USING EXCELL SPREADSHEETS

In this chapter, the basic calculations of analysis and design of retaining wall with and without shelf, and retaining wall with two shelves has been performed using Excel formulation.

Primary values such as height of retaining wall, unit weight of soil, unit weight of concrete, coefficient of friction, angle of internal friction, safe bearing capacity of soil etc. shall be put in Excel Spreadsheets and results for analysis and design of retaining wall shall be calculated.

A. Analysis of retaining wall.

	F	G	H
1) Ka=		0.333409377	
2) Active Earth Pressure =		12.00273758	24.00547517
3) Horizontal Force Per Unit Length =		12.00273758	48.01095034
4) Total Horizontal Force =		60.01368792	
LOAD CALCULATIONS			
1) Weight Of Wall (Wa) =		27.5	
2) Weight Of Wall (Wb) =		20.625	
3) Weight Of Base =		30	
4) Weight Of Soil =		136.08	
5) Weight Of Shelf =		6.25	
Total Weight =		220.455	
Friction Force =		110.2275	
Factor Of Safety Against Sliding=		1.836705989	Safe In Sliding
1) Overturning Moment =		56.01277539	64.01460045
2) Total Overturning Moments =		120.0273758	
3) Restoring Moments =		313.4502	
Factor Of Safety Against Overturning=		2.611489236	Safe In Overturning

REFERENCES

- [1] Futaki M. , Sakaguchi O. , (1992), "BEHAVIOUR OF CANTILEVER RETAINING WALL UNDER SEISMIC LOADING" , Earthquake Engineering, Tenth World Conference, (1992), Balkema, Rotterdam, ISBN 9054100605
- [2] Upadhyay A. , Krishna A. M. , Singh K. D. , (2011) , "BEHAVIOR OF CANTILEVER RETAINING WALLS UNDER SEISMIC CONDITIONS", 5ICEGE5th International Conference on Earthquake Geotechnical Engineering January 2011, 10-13, Santiago, Chile
- [3] Padhye R. D. (2010), Ph.D. thesis on "ANALYSIS AND DESIGN OF RETAINING WALL WITH PRESSURE RELIEF SHELVES". www.ijergs.org
- [4] Shinde D. N, Watve R. R., (2015), "OPTIMUM STATIC ANALYSIS OF RETAINING WALL WITH AND WITHOUT SHELF AT DIFFERENT LEVEL USING FINITE ELEMENT ANALYSIS" Research paper, Global Journal of Engineering Science and Research Management" July 2015.
- [5] Padhye R. D. & Ullagaddi P. B., (2005), "RETAINING WALL WITH PRESSURE RELIEF SHELF – A Review Study", All India Seminars on, Advances in Geotechnical Engineering. National Institute of Technology, Rourkela. pp 62 – 68
- [6] I. S Code 14458(Part 1)-1998, DESIGN OF RETAINING/BREAST WALLS. I. S Code 14458(Part 9), Design of RCC cantilever wall/buttressed walls/L-type walls
- [7] I. S Code 14458(Part 10), Design and construction of reinforced earth retaining walls
- [8] I. S Code 456-2000, PLAIN AND REINFORCED CONCRETE - CODE OF PRACTICE, Tenth Reprint APRIL 2007
- [9] IS 4651(Part 2):1989 Code of practice for planning and design of ports & harbors: Part 2 earth pressure (First revision).



10.22214/IJRASET



45.98



IMPACT FACTOR:
7.129



IMPACT FACTOR:
7.429



INTERNATIONAL JOURNAL FOR RESEARCH

IN APPLIED SCIENCE & ENGINEERING TECHNOLOGY

Call : 08813907089  (24*7 Support on Whatsapp)