

# Design of Dielectric Resonator Antenna with Plus Shaped Dielectric for Satellite Communication

Balwinder Kaur<sup>1</sup>, Manpreet Kaushal<sup>2</sup>

<sup>1,2</sup>Department of ECE, ASRA College of Engineering and Technology, Sangrur

**Abstract:** DRAs are basically radiating resonators that can transform the guided waves into unguided waves (RF signals). The dielectric resonator antennas have been used the material of ceramic which has property of high permittivity and high  $Q$  factor (between 20 and 2000) in the past[4]. This paper presents a wideband dielectric resonator antenna for satellite communication. The FR4 glass epoxy substrate is used to design the antenna with relative permittivity 4.4 and thickness 1.6mm. The proposed antenna has a compact size of  $45 * 50 * 1.6 \text{ mm}^3$  and is fed by circular feed network. The -10 dB impedance bandwidth of proposed antenna is simulated for the 1 GHz to 10 GHz. The antenna has the resonant frequency at 4.18 GHz and 7.8GHz. The antenna is designed and simulated by using HFSS (High Frequency Structure Simulator) version 13 software.

**Keywords:** Microstrip Antenna, Dielectric resonator antenna, wideband antenna, satellites applications

## I. INTRODUCTION

Dielectric resonator antennas (DRAs) have various advantages so that it can replace traditional radiating elements which were operated at very high frequencies, especially for millimeters wave applications and also for high frequency applications. There are some characteristic than make DRA a promising candidate in the field of antenna structure these are as follows. There are no conduction losses in the dielectric resonator antenna and the DRA's have high radiation efficiency when they are excited properly. The basic principle of operation of the cavity resonator and dielectric resonator antenna are almost same. DRAs are similar to the radiating resonators that can transform guided waves into unguided waves (RF signals).

Aftab Ahmad Khan et al. in [17] presented a novel dual-band multiple-input multiple-output (MIMO) rectangular dielectric resonator antenna (DRA) for Worldwide interoperability for microwave access (WiMAX) (3.4–3.7) GHz and wireless local area network (WLAN) (5.15–5.35) GHz applications is proposed and investigated. The design operates at fundamental  $TE_{\delta 11 x}$ ,  $TE_{1\delta 1 y}$  and higher order  $TE_{\delta 21 x}$ ,  $TE_{2\delta 1 y}$  modes, excited through two coaxial probes, symmetrically placed adjacent to the DRA. A compact design is achieved by stacking a high permittivity material. The obtained impedance bandwidth at 3.6 GHz is 9.97% and at 5.2 GHz is 8.88%. Measured antenna gain through both ports at 3.6 GHz is 5.7 dBi and at 5.2 GHz is 6.61 dBi, respectively. Isolation achieved at 3.6 GHz is -13 dB and at 5.2 GHz is -16 dB, respectively. Co- and cross-polarisation, radiation efficiency, diversity gain, envelope correlation and mean effective gain of the proposed design are measured. Results show that the proposed design is suitable for use in MIMO WiMAX/WLAN applications

In this paper, the proposed antenna consists of DRA design with plus shaped dielectric material having dielectric constant 30 by circular feed network. The design was simulated at high frequency structure simulator. The antenna, which has compact dimensions of  $45 * 50 \text{ mm}^2$ , is printed on the top of Substrate FR4\_epoxy of thickness 1.6 mm, relative permittivity 4.4 and tangent loss is 0.02. The dimension of the ground plane is same as the substrate dimension. The excitation of 50 ohms through co-axial probe feed is given to the patch. The design dimensions of the proposed antenna are obtained using HFSS (High Frequency Structural Simulator). The HFSS is based on the Finite Element Method (FEM) to simulate the proposed antenna.

## II. PROPOSED WORK

The research will start with comprehensive literature review and will be carried theoretically and through simulations using software simulation package like High Frequency structure simulator (HFSS). HFSS software will be used for selection of design parameters and simulation to analyze and optimize the antenna's characteristics and performance.

First of all antenna design parameters are to be selected such as antenna size, length and breadth of DRA structure over the ground plane, resonant frequencies, feed point location, shorting plate size and location.

- A. Selection of design parameters like size of antenna, substrate material, feed technique etc.
- B. Designing and modeling the antenna structure in the software.
- C. Simulating and optimizing the antenna structure to achieve desired frequency bands.

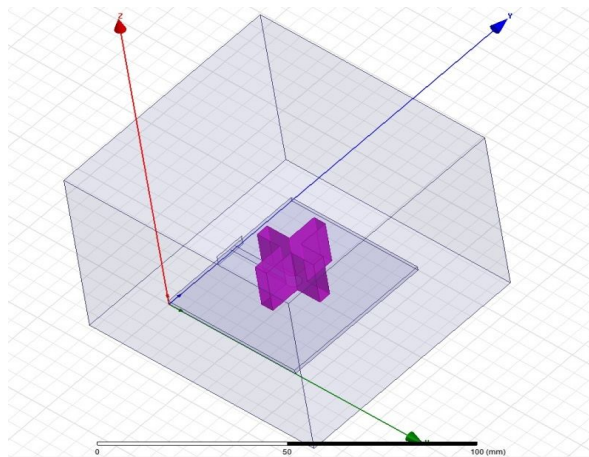


Figure 1. Proposed Design

### III. RESULTS

Figure 2 shows  $S_{11}$  parameters (return loss) for the dielectric resonator antenna that resonates at 4.18 GHz and 7.09GHz having value of -26.74 and -17.89 dB. The bandwidth of the antenna can be said to be those range of frequencies over which the return loss is less than -10 dB (corresponds to a VSWR of 2). The overall bandwidth coverage is 2 GHz which covers the satellite communication bands. Thus, the bandwidth of antenna is the difference between the maximum frequency and minimum frequency that can be calculated from return loss versus frequency plot. A rectangular high dielectric material is used placed on the top of circular feed design. The return loss is considered good when it shows the deep peak which means there is very less signal power return to the input side.

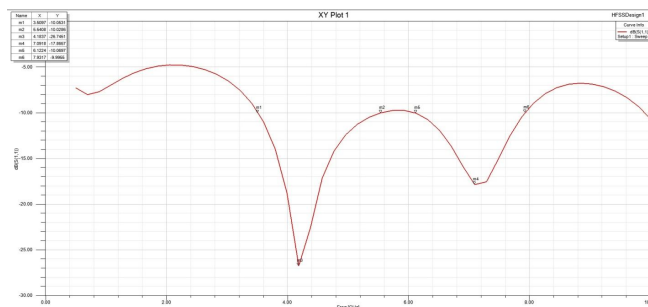


Figure 2 Return Loss

Fig. 3 indicates the voltage standing wave ratio (VSWR) of the proposed DRA antenna. The assessment of VSWR is below 3 that can be observed from the graph clearly. It shows 0.8 dB VSWR at resonant frequencies respectively. These values are below the acceptable level of 2 dB.

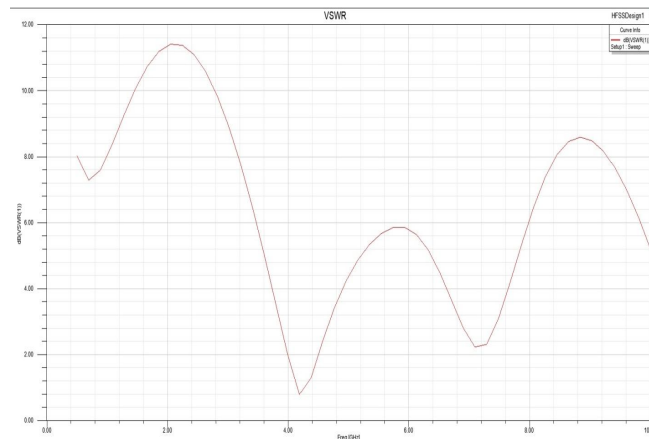


Figure 3 VSWR plot

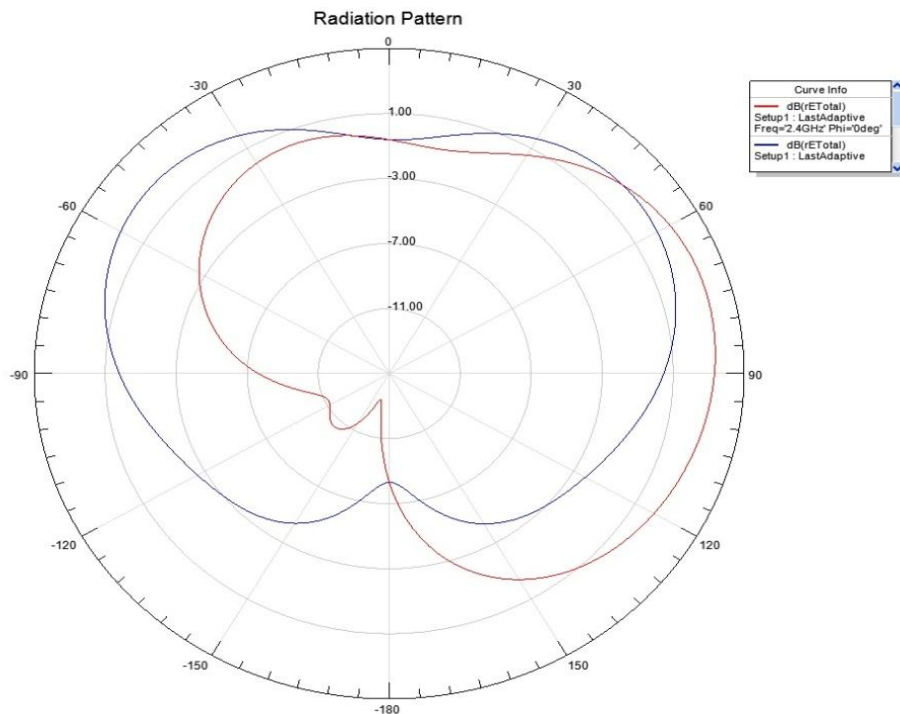


Figure 4 Radiation Pattern.

#### IV. CONCLUSION

In this paper, a compact DRA antenna for 4G LTE band with enhanced bandwidth is studied and analyzed. Overall dimensions of the proposed antenna are 50 mm × 45 mm. The simulated return loss of the proposed antenna is shown in Figure 4.3. Return loss of -26.74 dB is obtained at resonant frequency of 4.18GHz. Simulation results show that the proposed antenna covers impedance bandwidth of 2 GHz in satellite communication frequency range. There is considerable reduction in overall size, improvement in bandwidth and gain using the proposed DRA antenna with novel circular feed structure. The physical parameters examined in this study include the substrates and their dielectric constants; feed line and dielectric material dimensions. The antenna parameters like operating frequency, VSWR, Bandwidth, Return loss, radiation pattern and gain are determined.

#### REFERENCES

- [1] K.L.Wong, "Planar antennas for wireless communications," Wiley, New York, 2003.
- [2] H.Wong, K.M.Luk, C.H.Chan, Q.Xue, K.Kan.So, H.W.Lai, "Small antennas in Wireless Communications", Proceedings of the IEEE, Vol. 100, No. 7, pp. 2109 – 2121, July 2012.
- [3] A. Petosa, A. Ittipiboon, Y.M.M. Antar and D. Roscoe, "Recent Advances in Dielectric Resonator Antenna Technology", IEEE Antennas and Propagation Magazine, Vol. 40, n°3, 06/1998, pp. 35-48.
- [4] K.M Luk and K.W Leung, "Dielectric Resonator Antennas", Electronic & Electrical Engineering Research Studies.
- [5] R.K Mongia and A. Ittipiboon, "Theoretical And Experimental Investigations on Rectangular Dielectric Resonator Antenna", IEEE Transactions on Antennas and Propagation, Vol. 45, n°9, September 1997, pp. 1348-1356.
- [6] A. Petosa, "Dielectric Resonator Antenna Handbook", Artech House, Boston/London, 2007.
- [7] Ta-Yeh Lin, Tsenchueh Chiu et al. "A Dual-Band Millimeter-Wave High-Gain Dielectric Resonator Antenna Using Vertical Assembly Technology" IEEE CPMT Symposium, Japan(ICSJ),pg no. 131-132, 2017.
- [8] Abhishek Sharma, Anirban Sarkar et al. " A Polarization Diversity Substrate Integrated Waveguide fed Rectangular Dielectric Resonator Antenna", Proceedings of the Asia-Pacific Microwave Conference (APMC), IEEE, pg no 1-4,2016.
- [9] Rizwan Khan, Jalil ur Rehman Kazim et al. "A Reconfigurable Dielectric Resonator Antenna with Pattern Diversity for DVB-H Application" International Conference on Intelligent Systems Engineering (ICISE), 2016.
- [10] K. Mohit, V. R. Gupta and S. K. Rout, "Dielectric resonator antenna for angle diversity," 2015 International Conference on Signal Processing and Communication (ICSC), Noida, 2015, pp. 80-82.
- [11] Y. X. Sun, K. W. Leung and J. F. Mao, "Dual function Dielectric Resonator as Antenna and Phase-Delay-Line Load: Designs of Compact Circularly Polarized/Differential Antennas," in IEEE Transactions on Antennas and Propagation, vol. 66, no. 1, pp. 414-419, Jan. 2018.
- [12] Dhar, Sayantan, Rowdra Ghatak, Bhaskar Gupta, and Dipak Ranjan Poddar. "Circularly polarized Minkowski fractal dielectric resonator antenna." In Electromagnetic Theory (EMTS), Proceedings of 2013 URSI International Symposium on, pp. 470-472. IEEE, 2013.



- [13] X. S. Fang, K. W. Leung and K. M. Luk, "Theory and Experiment of Three-Port Polarization-Diversity Cylindrical Dielectric Resonator Antenna," in *IEEE Transactions on Antennas and Propagation*, vol. 62, no. 10, pp. 4945-4951, Oct. 2014.
- [14] W. W. Li and K. W. Leung, "Omnidirectional Circularly Polarized Dielectric Resonator Antenna With Top-Loaded Alford Loop for Pattern Diversity Design," in *IEEE Transactions on Antennas and Propagation*, vol. 61, no. 8, pp. 4246-4256, Aug. 2013.
- [15] L. Huitema, M. Koubeissi, M. Mouhamadou, E. Arnaud, C. Decroze and T. Monediere, "Compact and Multiband Dielectric Resonator Antenna With Pattern Diversity for Multistandard Mobile Handheld Devices," in *IEEE Transactions on Antennas and Propagation*, vol. 59, no. 11, pp. 4201-4208, Nov. 2011.
- [16] A. Sharma and A. Biswas, "Wideband multiple-input-multiple-output dielectric resonator antenna," in *IET Microwaves, Antennas & Propagation*, vol. 11, no. 4, pp. 496-502, 3 18 2017.
- [17] Khan, Aftab Ahmad, Rizwan Khan, Sajid Aqeel, Jamal Nasir, and Jawad Saleem. "Design of a dual-band MIMO dielectric resonator antenna with high port isolation for WiMAX and WLAN applications." *International Journal of RF and Microwave Computer-Aided Engineering* 27, no. 2 (2017).
- [18] S. R. Borkar, "Multiple input multiple output dielectric resonator antenna for 4G applications," 2015 International Conference on Information Processing (ICIP), Pune, 2015, pp. 675-679.
- [19] Nasir, Jamal, Mohd Haizal Jamaluddin, Mohsen Khalily, Muhamad Ramlee Kamarudin, and Irfan Ullah. "Design of an MIMO dielectric resonator antenna for 4G applications." *Wireless Personal Communications* 88, no. 3 (2016): 525-536.
- [20] J. C. Johnstone, S. K. Podilchak, M. Clénet and Y. M. M. Antar, "A compact cylindrical dielectric resonator antenna for MIMO applications," 2014 IEEE Antennas and Propagation Society International Symposium (APSURSI), Memphis, TN, 2014, pp. 1938-1939.
- [21] M.K. Meshram, R.K. Animeh, A.T. Pimpale, and N.K. Nikolova, "A Novel Quad-Band Diversity Antenna for LTE and Wi-Fi Applications With High Isolation", *IEEE Transactions on Antennas and Propagation*, Vol. 60, No. 9, pp. 4360 – 4371, 2012.
- [22] H.T. Chattha, I. Hameed, M. Nasir, Y. Huang, S. Alja'afreh, "Single element two port Planar Inverted-F diversity antenna for wireless applications," *Loughborough Antennas and Propagation Conference (LAPC)*, pp.321-324, 11-12 Nov. 2013.