



iJRASET

International Journal For Research in
Applied Science and Engineering Technology



INTERNATIONAL JOURNAL FOR RESEARCH

IN APPLIED SCIENCE & ENGINEERING TECHNOLOGY

Volume: 7 Issue: V Month of publication: May 2019

DOI: <https://doi.org/10.22214/ijraset.2019.5541>

www.ijraset.com

Call: ☎ 08813907089

E-mail ID: ijraset@gmail.com

Effect of different types of Cement in Concrete Chloride Permeability

Abdullah Ahmed Laskar¹, Dr Partha Ghosh²

^{1,2}Construction Engineering Department, Jadavpur University, Kolkata, WB, India

Abstract: This research paper presents the effect of different types of cement CEM-I, CEM-II/A-M, CEM-II/B-M, and CEM-III/A in concrete as per BSEN-197-1 on chloride permeability to Concrete. Chloride permeability in concrete is one of the major reasons for corrosion of embedded steel reinforcement in concrete & it results deterioration of concrete structure due to internal volume expansion of reinforced steel as because of corrosion in reinforcement steel. So in this research work a detail experimental work was conducted on penetrability of chloride ions in concrete made with different types of Cement CEM-I, CEM-II/A-M, CEM-II/B-M and CEM-III/A through RCPT as per ASTM C-1202 & calorimetric test by using 1% AgNO₃ solution. The research work shows that concrete made with Blast furnace slag cement CEM-III/A shows minimum permeability of chloride ions while concrete made with normal Portland cement CEM-I shows maximum permeability of chloride ions. Thus resistance of chloride permeability to concrete with different cement is of the following decreasing order CEM-III/A > CEM-II/B-M > CEM-II/A-M > CEM-I. This research work revealed that cement with higher amount of pozzolonic materials [3] like shows minimum chloride ion penetration in concrete due to higher capability of Chloride binding for Pozzolonic materials present in cement.

Keywords: CEM-I, CEM-II/A-M, CEM-II/B-M, CEM-III/A, Pozzolona, Fly Ash, GGBS.

I. INTRODUCTION

Corrosion of reinforcement steel in concrete structure in marine environment is a serious concern in construction industries due to chloride permeability in concrete. Considering this durability problem in concrete with regards to corrosion of embedded steel reinforcement in concrete, selection of cement in concrete plays an important role in durability of concrete. So in this research work Chloride permeability of concrete with different types of Cement of mostly available in market like Portland Cement CEM-I, Portland Composite cement CEM-II/A-M & CEM-II/B-M, Blast furnace slag cement CEM-III/A as per BSEN-197-I, was studied through RCPT as per ASTM C-1202 & calorimetric test by using 1% AgNO₃ solution. The research work shows that concrete made with Blast-furnace slag cement CEM-III/A shows minimum permeability of chloride ions in concrete while concrete made with normal Portland cement CEM-I shows maximum penetration of chloride ions in concrete. The experimental work also shows that concrete with cement having higher % of pozzolonic materials [2] shows minimum permeability of chloride ions in concrete due to Chloride binding capability of pozzolonic materials present in cement.

II. MECHANISM OF CHLORIDE INDUCED CORROSION

The corrosion of embedded reinforcement Steel in concrete is an electrochemical process. The embedded steel reinforcement is inherently protected against corrosion by passivation of the steel surface due to the high alkalinity (pH > 12.5) of the concrete. The major two cause of corrosion of steel is either due to reduction of concrete pH due to carbonation or by damaging of thin passivating layer of Iron oxide on embedded steel reinforcement due to ingress of chloride ions in concrete. The schematic representation of corrosion mechanism of embedded reinforcing steel is hereby explained.

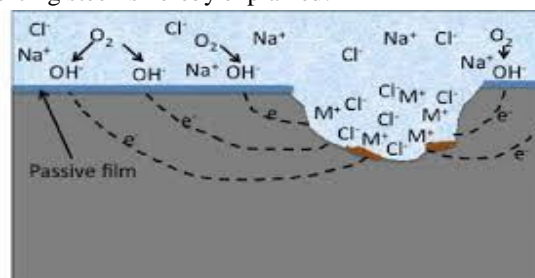


Figure 1: Mechanism of chloride induced corrosion of steel reinforcement

III. EXPERIMENTAL SETUP

Standardized testing procedures adopted as Rapid chloride permeability test (RCPT) of concrete as per AASHTO T277 & ASTM C 1202. According to ASTM C1202 test, a water-saturated, 50 mm thick, 100 mm thick diameter concrete specimen is subjected to a 60 v applied DC voltage for 6 hours using the apparatus and the cell arrangement as shown in Figure-2. In one reservoir is a 3.0 % NaCl solution and in the other reservoir 0.3 M NaOH solution is used. The total charge passed is determined and this is used to rate the concrete as per Table-I & resistivity of chloride ions penetrability in concrete. After the sample is removed from the cell at the end of the 6 hours the sample is again using for chloride penetrability test by calorimetric method using 0.1M AgNO₃ solution. In addition to the RCPT of concrete as per ASTM C1202 the compressive strength of concrete with different types of cement & partial replacement of Portland cement with pozzolonic materials Fly ash & GGBS at various proportion has been studied here. The size of sample used for evaluation of concrete compressive strength at different age is 150mm x 150mm x 150mm cube samples. The sample used for RCPT was cured for 28-days & the test was conducted after 28-days of curing only.



Figure-2: RCPT test of concrete as per ASTM C1202

TABLE I

RCPT rating as per ASTM C1202

Charge Passed (Coulombs)	Chloride Ion Penetrability
>4000	High
2000-4000	Moderate
1000-2000	Low
100-1000	Very Low
<100	Negligible

IV. MATERIALS

In this research experimental work a reference concrete grade was used of C-30/37 grade with normal Portland cement CEM-I. The different concrete samples was prepared by changing the normal Portland cement CEM-I with different other types of cement CEM-II/A-M, CEM-II/B-M & CEM-III/A keeping all other ingredients of Concrete including w/c ratio was remain same as per design mix of reference concrete grade C-30/37. The physical & chemical properties of all the materials used in this experiment are tabulated here.

TABLE II

Physical properties of different types of cement

Test Parameter	CEM-I	CEM-II /A-M	CEM-II /B-M	CEM-III /A
Sp. gr	3.15	2.72	2.8	2.92
Fineness (Cm ² /gm.)	3630	3230	3670	4282
Soundness mm	0.65	1.8	1.6	1.38
Compressive strength at 7 Days	48.5	39.3	37.5	28.2
Compressive strength at 28-days 28 Days	56.4	49.2	48.2	43.2

TABLE III
Chemical properties of different types of cement

Component %	CEM-I	CEM-II/ A-M	CEM-II/ B-M	CEM-III /A
CaO	63.8	62.4	57.8	53.52
SiO ₂	21.6	20.7	23.6	24.42
Al ₂ O ₃	5.2	4.32	6.41	8.96
Fe ₂ O ₃	3.92	3.22	3.55	2.15
MgO	1.82	2.42	1.46	2.92
SO ₃	1.22	3.2	2.35	2.82
Na ₂ O	0.171	0.334	0.096	0.284
K ₂ O	0.432	1.03	1.06	0.662

TABLE IV
Physical properties of Coarse Aggregate

Test Parameter	Test Results
Sp Gravity	2.86
Dry rodded Bulk Density in Kg/cum	1672
Water absorption in %	0.44
Aggregate Impact value in %	12.21
Loss Angel Abrasion in %	0.426
Flakiness Index in %	20.24
Elongation Index in %	22.25
Magnesium Sulphate Soundness in %	13
Grading Requirement (19-4.75 mm)	Satisfactory as per ASTM C33

TABLE V
Physical properties of Fine Aggregate

Test Parameter	Test Results
Sp Gravity	2.62
75 micron passing in % by weight	1.73
Fineness Modulus	2.72
Water absorption in % by weight	1.58

TABLE VI
Test report of mixing water

Test Parameter	Test Results
pH	7.5
Chloride Content in mg/l	250
Sulphate content (SO ₄ -2) in mg/l	1.8
Total solids in mg/l	750
Total Alkalinity as CaCO ₃ in mg/l	285

TABLE VII
Design mix of Reference concrete C-30/37

Name of the Ingredient	Quantity in Kg/Cum
Cement content	438
Water content	175
Water Cement Ratio (W/C)	0.4
Total amount of Coarse aggregate	1142
Coarse Aggregate 19 mm [60%]	685.2
Coarse Aggregate 12.5 mm[40%]	456.8
Fine Aggregate	685
Super plasticiser @ 0.8 % by weight of cement	3.5

TABLE VIII
Design mix of Reference concrete C-30/37

Sample Details	w/c Ratio	Cement	CA	FA	Superplasticiser
S ₁ CEM-I, 52.5N (100%)	0.4	438	1142	685	3.5
S ₂ CEM-II/A-M (100%)	0.4	438	1142	685	3.5
S ₃ CEM-II/B-M (100%)	0.4	438	1142	685	3.5
S ₄ CEM-III/A (100%)	0.4	438	1142	685	3.5

V. RESULTS & DISCUSSIONS

A. Compressive Strength of Concrete.

The average compressive strength of concrete at 7-days for sample mix S₁ with normal Portland cement CEM-I & Sample mix S₂ with Portland composite Cement of type CEM-II/A-M shows slightly higher strength at early age of 7-days as compared with other two types Sample mix S₃ & S₄ with Portland Composite cement of type CEM-II /B-M & Blast furnace slag cement CEM-III /A. The experimental works also shows that at 28-days concrete mix S₁ with normal Portland cement CEM-I (M1) shows maximum strength , however mix with Portland composite cement of type CEM-II/A-M also shows slightly higher strength than sample mix S₃ & S₄ with other two types of cement like Portland composite cement of type CEM-II/B-M & Blast-furnace slag cement CEM-III/A .The strength gaining of concrete at both 7-days & 28-days are in lower side with cement CEM-II/B-M & CEM-III/A due to lower part of clinker & increased part of pozzolonic materials for both CEM-II/B-M(Clinker-65-79% & Pozzolonic materials part-21-35%)[2] & CEM-III/A(Clinker-35-64% & Blast furnace slag part-36-65%)[2]. Hence, for cement with higher the part of Pozzolonic materials & lower part of clinker shows lower strength at 7-days & 28-days but at the same time strength gaining after 7-days is prominently higher in cement with CEM-II/B-M & CEM-III/A.

TABLE IX
Compressive Strength of concrete at 7-days & 28-days

Sample Mix	7-Days Strength in N/mm ²	28-Days Strength in N/mm ²
S ₁	56.4	68.2
S ₂	52.2	66.2
S ₃	44.2	62.4
S ₄	37.2	48.6

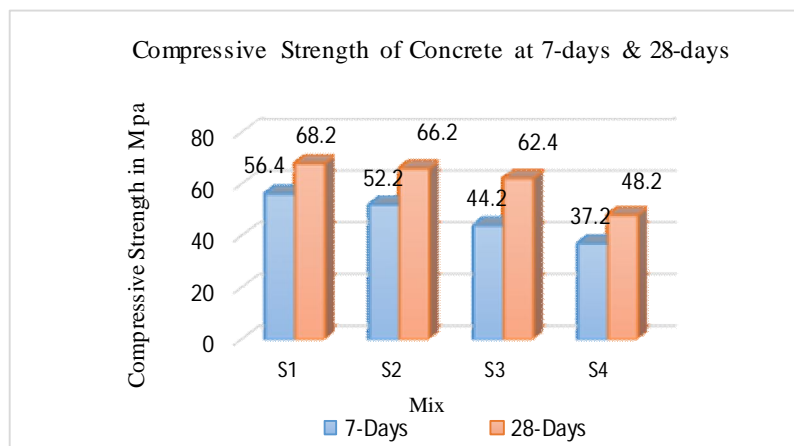


Figure-3: Compressive strength of different concrete mix at 7-days & 28-days.

B. Chloride Permeability to Concrete.

The experimental work on Chloride penetrability to concrete through RCPT as per ASTM C-1202 & also through Calorimetric test by using 0.1M AgNO_3 solution shows that concrete mix S4 made with Blast-furnace slag cement CEM-III/A & mix S3 with Portland composite cement CEM-II/B-M shows minimum permeability of Chloride ions than concrete mix S1 & S2 made with normal Portland cement CEM-I & with Portland composite cement of type CEM-II/A-M. The results indicate that cement with higher % of clinker part shows maximum penetration of chloride ions due to lower binding of Chloride ions, while in cement CEM-II/B-M (Clinker-65-79% & Pozzolonic mix part-21-35%) [2] & cement CEM-III/A (Clinker-35-64% & Blast furnace slag part-36-65%) [2] Shows minimum chloride penetration due to higher % of pozzolonic materials present in cement & its higher capability of chloride binding through pozzolonic materials present in cement CEM-II/B-M & CEM-III/A. Even the chloride permeability in concrete with Blast-furnace slag cement shows minimum but at the same time the negative effect of such cement is pH reduction in concrete & it is again a prominent condition for damaging of passivating layer on steel reinforcement. So by using Slag cement CEM-III/A & composite cement CEM-II/B-M in marine environment is having other negative effect of reduction in pH than concrete with normal Portland cement CEM-I which is a good condition for corrosion of steel reinforcement.

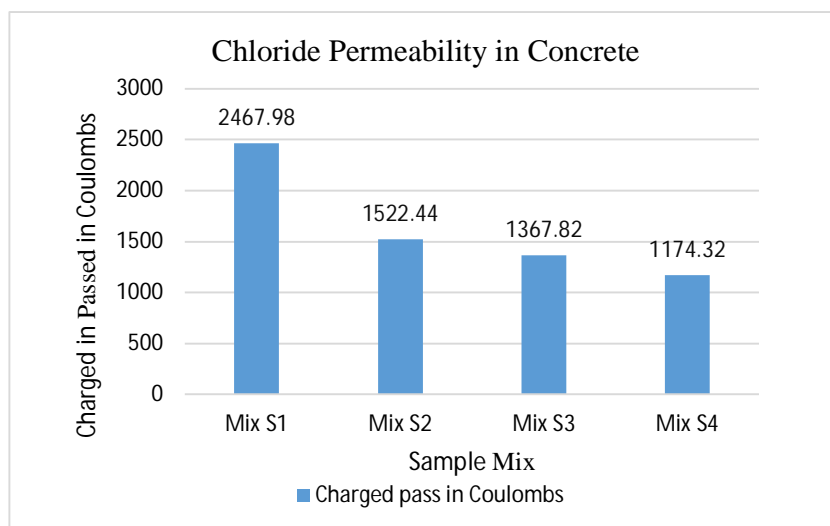


Figure-4: RCPT value in Coulombs as per ASTM C-1202

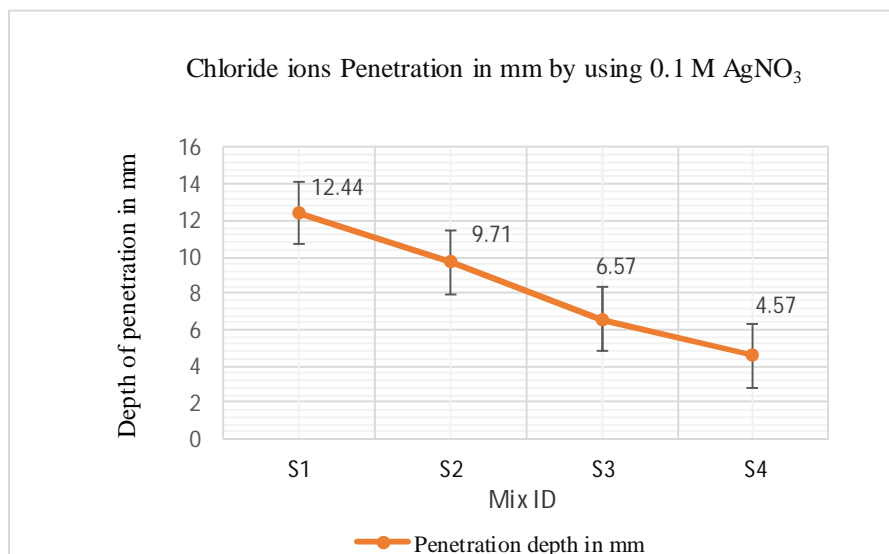


Figure-9: Average depth of chloride ions penetration in mm.



Figure-10: Silver Nitrate test for Chloride permeability in concrete for all four types of cement mix S1 to S4 (left to Right).

VI.CONCLUSIONS

The chloride permeability of concrete made with cement having higher % pozzolonic material shows minimum penetration of chloride ions due to increased level of chloride binding capacity of pozzolonic materials present in cement CEM-III/A & CEM-II/B-M due to presence of high composition of Al_2O_3 in Pozzolonic materials used in cement, while concrete made with normal Portland cement shows maximum penetration of Chloride ions with same w/c ratio. It is also concluded that even normal Portland cement CEM-I shows maximum penetration of chloride ions but still the pH of the pore fluid is maximum with normal Portland cement CEM-I & with high pH the passivating layer on steel is stable enough to protect steel from corrosion phenomenon. So cement with high content of pozzolonic materials even it restrict the chloride penetration through mechanism of chloride binding capability of pozzolonic materials due to its rich content of Al_2O_3 but at the same time it lower the pH of the concrete in other way, which is again vulnerable situation for corrosion of steel.

REFERENCES

- [1] Kim-Séang Lauch1,Vinciane Dieryck1 Belgian Building Research Institute, Limelette, Belgium “Durability Of Concrete Made With Ternary Cements Containing Slag Or Fly Ash And Limestone Filler”
- [2] BSEN-197-I
- [3] ASTM C1202-2012
- [4] Menéndez,G.,Bonavetti, V. and Irassar, E.F., Strength development of ternary blend cement with limestone filler and blast-furnace slag, Cement and Concrete Composites 25 (2003), 61-67
- [5] Mounanga, P. et al., Improvement of the early-age reactivity of fly ash and blast furnace slag cementitious systems using limestone filler, Materials and Structures 44 (2011), 437-453
- [6] Courard, L. and Michel, F., Limestone fillers cement based composites: effects of blast furnace slag on fresh and hardened properties, Construction and Building Materials 51 (2014), 439-445
- [7] Zhuqing Yuland Guang Ye2 “Chloride Penetration and Microstructure Development of Fly Ash Concrete” Second International Conference on Microstructural-related Durability of Cementitious Composites, 11-13 April 2012, Amsterdam, The Netherlands.
- [8] Book “Understanding Cement” “Nicholas B Winter.
- [9] Book “Concrete Microstructure, properties & Materials “by P. Kumar & Paulo J. M. Monteiro.



10.22214/IJRASET



45.98



IMPACT FACTOR:
7.129



IMPACT FACTOR:
7.429



INTERNATIONAL JOURNAL FOR RESEARCH

IN APPLIED SCIENCE & ENGINEERING TECHNOLOGY

Call : 08813907089  (24*7 Support on Whatsapp)