



iJRASET

International Journal For Research in
Applied Science and Engineering Technology



INTERNATIONAL JOURNAL FOR RESEARCH

IN APPLIED SCIENCE & ENGINEERING TECHNOLOGY

Volume: 7 Issue: XII Month of publication: December 2019

DOI: <http://doi.org/10.22214/ijraset.2019.12021>

www.ijraset.com

Call:  08813907089

E-mail ID: ijraset@gmail.com

Simulation and Design of Artificial Intelligence Based MPPT System for Partial Shaded Solar Photovoltaic System

Lokesh Kumar Jain¹, Vikas Kumar Sharma², Dr. Rakesh Kumar Saxena³

¹M.Tech. (Scholar), ²Assistant Professor, ³Professor, Department of Electrical Engineering, Global Institute Of Technology, Jaipur, Rajasthan, India

Abstract: Design of beneficial MPPT system helps in sending new geometries shape for the appraisal of different methods to oblige improvement of yield power and engages better utilization of solar range when joining into contraption shows. Operational efficiency improvement systems have been analyzed using powerful assurance of MPPT count for variable irradiance and variable temperature condition. Vital improvement in yield and minimization of losses was practiced using simulation and strategy simulation organize using proposed methodology. The aim of this work is to made logical model for diode equivalent Photovoltaic system in MATLAB programming and analyzed the qualities. Model of cross section related solar photovoltaic system was made using deficient shading and variable irradiance condition. The MPPT point following is done by continuous conductance, bother and passerby and improved PSO (particle swarm optimization) procedure has been executed in MATLAB.

Keywords: Solar Photovoltaic, MPPT, Partial Shading, Grid Connected Solar PV System

I. INTRODUCTION

The advancement in generally speaking energy sales and enlargement thought concerning natural issues have incited the assessment of practical power sources, for example, solar and wind. Be that as it may, photovoltaic systems are progressively utilized in an assortments of uses, the high establishment cost and low conversion efficiency of photovoltaic modules are basic impediments to the utilization of photovoltaic power sources [1, 2]. Subsequently, examine on Photovoltaic power age systems is all around effectively brought up in request to limit these wounds. So as to sufficiently use PV control, the Maximum Power Point Tracker (MPPT) is ordinarily utilized with DC-DC converters [3, 4]. Lift converters are exhaustively utilized [5] as MPPTs to accomplish better return voltages and lessen the measure of sheets in a blueprint string. The focal objective of the MPPT is to guarantee that the system dependably draws most remarkable power from the show. Notwithstanding, in perspective on changes in ecological conditions, for example, solar radiation and temperature, the most over the top power point (MPP) in the P-V trademark curve differs nonlinearly with these conditions, consequently testing the going with figuring [6-8]. Unmistakable MPPT plans, for example, disturbing effects and observations [9, 10], relentless conductance [11, 12], short-circuit current [13] and open circuit voltage [14] have been settled to work the PV pack on various organizes in the MPP. Under conditions. These plans are effectvly work under uniform introduction condition where just a single apex shows up at the MPP voltage of the pack [15]. The MPPT issue of photovoltaic shows working under non-uniform sunlight conditions [20-26] has been tended to in the arrangement. Veritable most silly power point. The going with system [20] first perceives changes in PV voltage and current to see the event of fragmentary shading. By at that point, change the working point as exhibited by a destined direct utmost, and after that change the step by step plan.

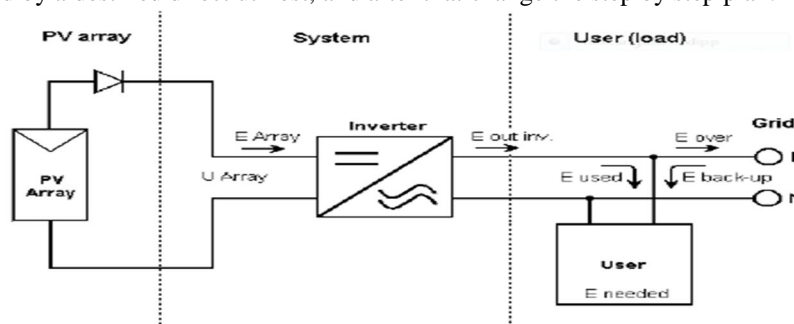


Figure 1.Grid Connected Solar photovoltaic System

Photovoltaic systems incorporate photovoltaic gatherings, inverters and other system balance (BoS) segments, for example, mounting systems, charge controllers, associations, transformers and legitimate aggregators. The selection of segments relies on the system and must be picked self-rulingly for every task. Figure 1.1 shows an occasion of a system related solar system.

II. PARTIAL SHADING CONDITION & MPPT

Fragmentary shading is state of shading of PV module in which low control, weakness, complex PV and IV bends are make. For the most part, fragmentary shading happens when certain PV cells on a board or a show are secured from direct sunlight. Research shows that most shading happens due to including of trees, shady spread, building/houses, winged creature droppings, development, water and the tilt motivation behind solar panel. Complete shading made a practically identical issue yet isn't consider in incomplete shading here, trees, structures and mists are the standard reasons of divided shade.

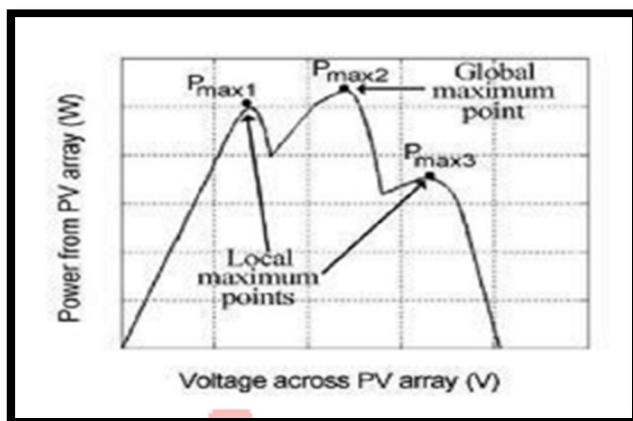


Fig. 2 PV characteristics of PV arrayarray

The Maximum power facilitates needs toward be thought about and dissected all together as to check the conceivable yield unnecessarily find MPP open all through the system at certain condition. In light of this explanation, a MPPT tally must be related with a system to help in following the MPP in all conditions which should accomplishes an all-inclusive yield and an improved efficiency. Above figure displays the two close-by and one worldwide most unprecedented point through which we can say that general point is accomplish again contrast is happen and again neighborhood point is accomplish. Unmistakable most incredible power isn't accomplish under fragmentary shading conditions. change happen over and over and in perspective on that system efficiency is rot . So to accomplish most critical power point we should apply certain calculations to accomplish the overall most prominent power point. PSO is utilized to deal with optimization issues. In the PSO in the entirety of the potential solutions are pursuing down a vacant room optimization as a particle called the adolescent. All particles have the breaking point of being advanced by picking proper attributes (adaptable qualities), every atom having a speed that picks its bearing and flight empty. The particles by then look for after the to and fro development perfect atom search for in solution space. The PSO is instated by a lot of optional particles (sporadic solutions) and after that iterated to locate the perfect solution. In every highlight, the atom animates itself by following the two limits ; the first is basically the perfect solution found by the particle itself , the solution is known as the individual silly ; the other exceptional is the best finding of the whole masses by and by lit up. This is a general unbelievable. Or on the other hand obviously you can do the whole individuals, yet basically utilize a subset of the particles as neighbors, and some time later all points of confinement of the neighbors are close-by maxima. The atom "Flying Particles " speed is a dimensional vector showing that the thing particles have been believed to be the best position so far. Until this point in time, pursuing down the general perfect situation of the whole atom swarm displays that the perfect estimations of the two particles stimulate their speed and position as indicated by conditions underneath. Wherein: learning and learning factor, besides called extending rate tireless, [4][12] is a uniform self-self-assured number inside the range. The equation on the privilege incorporates three fragments. The PSO is instated with a lot of sporadic particles (solutions) and after that pursuit down the best an inspiring power by strengthening the polynomial math. In every highlight, every particle is resuscitated by following two "best" values. The first is the best solution (versatile) it has accomplished so far. (The wellbeing respect is additionally dealt with.) This respect is called Pbest. PSO another Optimizer following "best" respect is by a wide edge the amount of inhabitants in any grain hazardous attributes secured. This best respect is the best on earth and is called gbest. Right when a bit of the amount of tenants in particles as when its topological neighbors, the best respect is the near to perfect respect, called Pbest.

$$V_i^{(u+1)} = w * V_i^{(u)} + C_1 * \text{rand}() * (pbest_i - P_i^{(u)}) + C_2 * \text{rand}() * (gbest - P_i^{(u)})$$

$$P_i^{(u+1)} = P_i^{(u)} + V_i^{(u+1)}$$

In the above condition the term $\text{rand}() * (p_{\text{best}} - P_i(u))$ is molecule positions and the term $\text{rand}() * (g_{\text{best}} - P_i(u))$ is said to be the gathering impact. $V_i(u)$ is the emphasis time 'T' must be in the scope of speed of the particles.

- 1) Parameters V_{max} decides the ebb and flow position and goal resolution search districts or between a standard situation for the degree
- 2) If V_{max} is excessively high, the particles may fly a decent solution. In the event that V_{min} is excessively little, the particles may not be totally out of the recognition topical solution.
- 3) In numerous PSO's understanding, V_{max} is regularly accommodated each measurement dynamic range around the 10-20 %.
- 4) Constant $C1$ and $C2$ speaks to increasing speed factor of the particles p_{best} and g_{best} position..

III. SIMULATION & RESULT

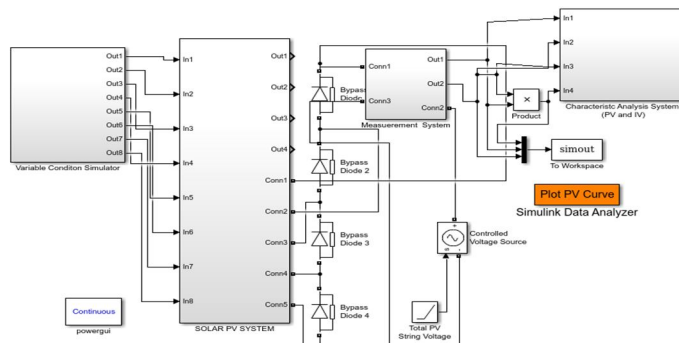


Figure 3. Mathmeatical Model of Partial Shading Condition in Solar PV System

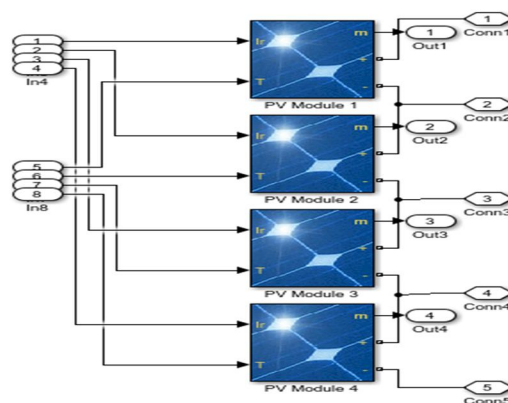


Figure 4. Connection of PV String

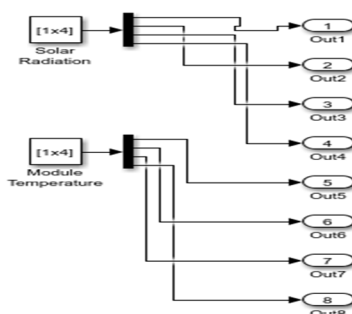


Figure 5. Connection of Variable Irradiance and Variable temperature in PV String

An increasingly broad mostly concealed PV string with n diverse irradiance estimations of G_1, \dots, G_n , $G_1 > G_2 > \dots > G_n$, is separated into n sub-strings and their PV module quantities of their substrings are, individually, N_1, \dots, N_n . In light of the simulation results exhibited in this segment.

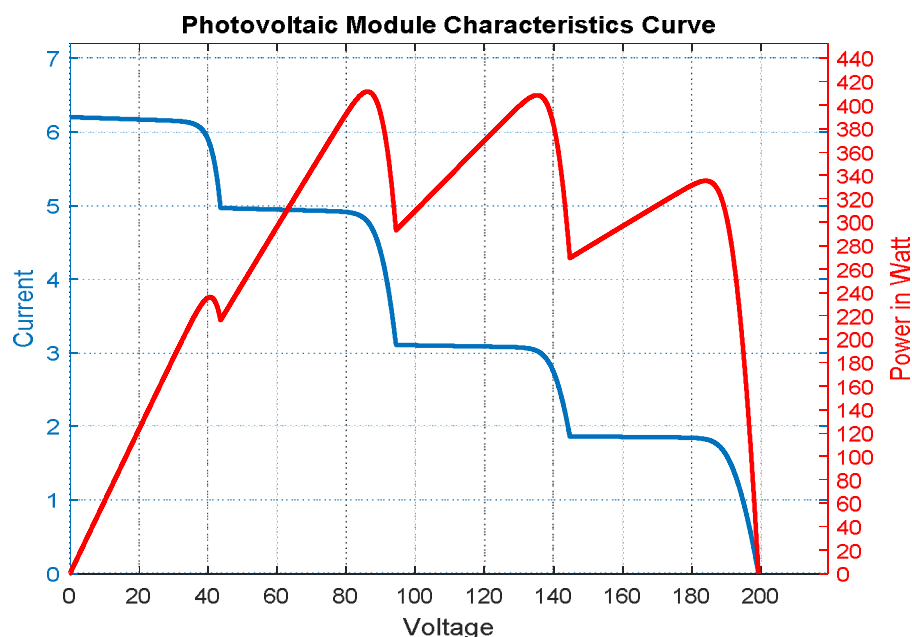


Figure 6. P-V & I-V Characteristics of PV Array Under Partial Shading condition

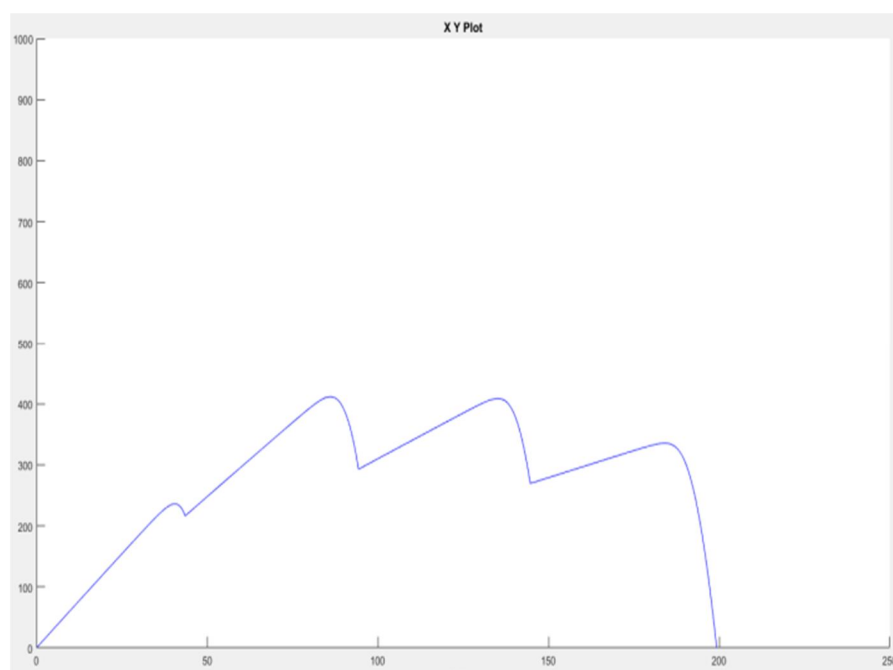


Figure 7. P-V Characteristics of PV Array Under Partial Shading condition

Given a PV exhibit comprising of N PV modules are masterminded into N_p PV module strings associated in parallel, each string with N_s PV modules in arrangement, where $N = N_s \times N_p$. It is required to get the whole V-I and V-P qualities bends for one to learn and under-stand the conduct of a PV exhibit in a mind boggling situation end. It tends to be seen that the exhibition of PSO calculation accomplishes track the most extreme power after transient reaction quicker than different strategies. There are a few emphasess before the achievement of unfaltering state reaction in molecule swarm optimization.

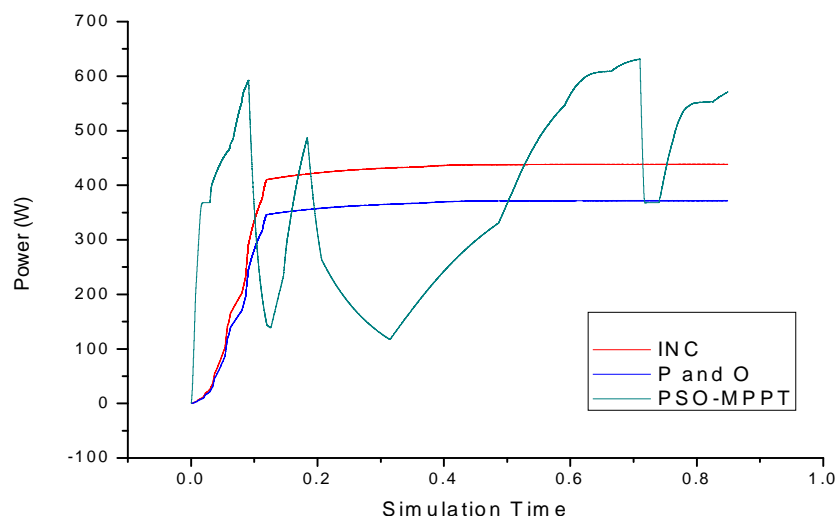


Fig.8 Comparative Assessment of MPPT Techniques

Figure 8 addresses the close to assessment of customary systems, for instance, disturb and consider just to be progressive conductance technique with sensitive enrolling based methods, for instance, particle swarm optimization under fragmentary shading condition. It might be seen that the customary estimation fails to accomplish the accompanying of most outrageous power in the deficient shading condition from beginning state. It joins before the satisfaction of definitive zenith for instance the overall most outrageous power point. The time taken to accomplish the unwavering state is 1.75 seconds. While the amount of chase emphasess during the strategy using particle swarm optimization is 33-35 cycles. It might be seen that the there are a couple of good and terrible occasions before the achievement of immovable state bungle so it might be contemplated that the atom swarm optimization had the alternative to pursue the most outrageous power point following under factor irradiance and variable temperature conditions.

Table-1-Comparative Assessment of MPPT Methods in Partial Shading Condition (Test Case--625 Watt)

Method	Peak Power Tracked	Reaction Time	Stability Time
P & O	355 Watts	0.185 Seconds	0.155 Second
INC	420 Watts	0.195 Seconds	0.165 Second
Particle Swarm Optimization	630 Watts	0.001 Seconds	1.55Seconds

Table 1 addresses the comparative evaluation of conventional methods, for instance, disturb and consider just to be slow conductance methodology with fragile figuring based systems, for instance, particle swarm optimization under midway shading condition. It might be seen that the introduction of sensitive figuring based interest count achieves track the most extraordinary power after transient response is accurate, exact and snappy when stood out from various systems in midway shading and variable irradiance conditions. The reasonability of this technique is moreover taken a stab at various variable test systems and related condition for effective assessment of precision and exactness of proposed system. We have done abstract similarly as quantitative examination of the sufficiency and accuracy of the proposed system.

IV. CONCLUSION

This paper from the start shows the incomplete shading condition evaluation instruments like MATLAB and PV-Syst for analyzing insufficient shading condition. This paper base on the run of the mill for photovoltaic system. A mathematical model has been explored utilizing MATLAB to get with the impact of variable irradiance and variable temperature on PV and IV run of the mill for solar photovoltaic system. This evaluation is significant in considering incomplete shading condition influence on following most conspicuous power point in such situation. This appraisal will help in use of MPPT figuring in divided shading scenatio for efficiency improvement objective..

REFERENCES

- [1] M. G. Villalva, J. R. Gazoli, and E. R. Filho, "Comprehensive approach to modeling and simulation of photovoltaic arrays," *IEEE Trans. Power Electron.*, vol. 24, no. 5, pp. 1198-1208, May 2009.
- [2] T. Eser and P. L. Chapman, "Comparison of Photovoltaic Array Maximum Power Point Tracking Techniques," *IEEE Trans. Energy Convers.*, vol. 22, no. 2, pp. 439-449, 2007.
- [3] Bilal, Babar. "Implementation of artificial bee colony algorithm on maximum power point tracking for PV modules." In *Advanced Topics in Electrical Engineering (ATEE)*, 8th International Symposium on, pp. 1-4. IEEE, 2013.
- [4] Z. Cheng, H. Zhou, and H. Yang, "Research on MPPT control of PV system based on PSO algorithm," *2010 Chinese Control Decis. Conf. CCDC 2010*, pp. 887-892, 2010.
- [5] Li, Shuhui, and Huiying Zheng. "Energy extraction characteristic study of solar photovoltaic cells and modules." In *Power and Energy Society General Meeting, 2011 IEEE*, pp. 1-7. IEEE, 2011.
- [6] M. Miyatake, F. Toriumi, T. Endo, and N. Fujii, "A Novel maximum power point tracker controlling several converters connected to photovoltaic arrays with particle swarm optimization technique," *2007 Eur. Conf. Power Electron. Appl.*, pp. 1-10, 2007.
- [7] C.-L. Liu, Y.-F. Luo, J.-W. Huang, and Y.-H. Liu, "A PSO-based MPPT algorithm for photovoltaic systems subject to inhomogeneous insolation," *6th Int. Conf. Soft Comput. Intell. Syst. 13th Int. Symp. Adv. Intell. Syst.*, no. 1, pp. 721-726, 2012.
- [8] M. C. Di Vincenzo and D. Inf, "Artificial Neural Network for real time modelling of photovoltaic system under partial shading," *2010 IEEE Int. Conf. Sustain. Energy Technol.*, pp. 1-5, 2010.
- [9] A real maximum power point tracking method for mismatching compensation in PV array under partially shaded conditions," *IEEE Trans. Power Electron.*, vol. 26, no. 4, pp. 1001-1009, 2011.
- [10] Q. Duan, J. Leng, P. Duan, B. Hu, and M. Mao, "An Improved Variable Step PO and Global Scanning MPPT Method for PV Systems under Partial Shading Condition," in *7th International Conference on Intelligent Human-Machine Systems and Cybernetics*, pp. 382-386, 2015.
- [11] P. Lei, Y. Li, and J. E. Seem, "Sequential ESC-based global MPPT control for photovoltaic array with variable shading," *IEEE Transactions on Sustainable Energy*, vol. 2, no. 3, pp. 348-358, 2011.
- [12] B. N. Alajmi, K. H. Ahmed, S. J. Finney, B. W. Williams, and B. Wayne Williams, "A Maximum Power Point Tracking Technique for Partially Shaded Photovoltaic Systems in Micro grids," *IEEE Transactions on Industrial Electronics*, vol. 60, no. 4, pp. 1596-1606, 2011.
- [13] K. Chen, S. Tian, Y. Cheng, and L. Bai, "An Improved MPPT Controller for Photovoltaic System Under Partial Shading Condition," *Sustain. Energy, IEEE Trans.*, vol. 5, no. 3, pp. 978-985, 2014.
- [14] J. Ahmed, S. Member, and Z. Salam, "An Improved Method to Predict the Position of Maximum Power Point During Partial Shading for PV Arrays," *IEEE Trans. Ind. Informatics*, vol. 11, no. 6, pp. 1378-1387, 2015.
- [15] Hariharan, M. Chakkarapani, G. S. Ilango, C. Nagamani, and S. Member, "A Method to Detect Photovoltaic Array Faults and Partial Shading in PV Systems," *IEEE J. Photovoltaics*, pp. 1-8, 2016.
- [16] Uzunoglu, M., and M. S. Alam. "Dynamic modeling, design, and simulation of a combined PEM fuel cell and ultracapacitor system for stand-alone residential applications." *IEEE Transactions on Energy Conversion* 21.3 (2006): 767-775.
- [17] Onar, O. C., M. Uzunoglu, and M. S. Alam. "Modeling, control and simulation of an autonomous wind turbine/photovoltaic/fuel cell/ultra-capacitor hybrid power system." *Journal of Power Sources* 185.2 (2008): 1273-1283.
- [18] Hidaka, Yasuhito, and Koji Kawahara. "Modeling of a hybrid system of photovoltaic and fuel cell for operational strategy in residential use." *Universities Power Engineering Conference (UPEC)*, 2012 47th International. IEEE, 2012.
- [19] Gaonkar, D. N., and Sanjeev Nayak. "Modeling and performance analysis of microturbine based Distributed Generation system," "a review". *Energytech*, 2011 IEEE. IEEE, 2011.
- [20] Khan, M. J., and M. T. Iqbal. "Pre-feasibility study of stand-alone hybrid energy systems for applications in Newfoundland." *Renewable energy* 30.6 (2005): 835-854.



10.22214/IJRASET



45.98



IMPACT FACTOR:
7.129



IMPACT FACTOR:
7.429



INTERNATIONAL JOURNAL FOR RESEARCH

IN APPLIED SCIENCE & ENGINEERING TECHNOLOGY

Call : 08813907089  (24*7 Support on Whatsapp)