



# **iJRASET**

International Journal For Research in  
Applied Science and Engineering Technology



---

# **INTERNATIONAL JOURNAL FOR RESEARCH**

IN APPLIED SCIENCE & ENGINEERING TECHNOLOGY

---

**Volume: 8      Issue: V      Month of publication: May 2020**

**DOI: <http://doi.org/10.22214/ijraset.2020.5144>**

**[www.ijraset.com](http://www.ijraset.com)**

**Call:  08813907089**

**E-mail ID: [ijraset@gmail.com](mailto:ijraset@gmail.com)**

# Trackizely: Document Reporter and Recovery

Mr. Manthan Surti<sup>1</sup>, Abdeali Kapadia<sup>2</sup>, Dhruvin Patel<sup>3</sup>, Jenil Patel<sup>4</sup>, Ayub Shaikh<sup>5</sup>

<sup>1</sup>Project Coordinator, Department of I.T, Laxmi Institute of Technology, Sarigam

<sup>2, 3, 4, 5</sup>Student, Department of I.T, Laxmi Institute of Technology, Sarigam

**Abstract:** Replacing a lost document is a lengthy process. It costs time and money, and it is also stressful. If a document is lost, we may or may not find the document. Also if we found someone's lost document we may or may not be able to find the owner of the document and return it. We are developing a project named Trackizely that will make this process easy for everyone. If someone finds a lost document he/she can submit the details about the document on Trackizely. If a user lost his/her document, he/she can search for the document on Trackizely. If someone has submitted the details about that particular document, the details of that document will be shown to the user, along with the details of the person who found his document. The user can now contact the person who found his document, and he can recover his original document and avoiding the need to replace a lost document.

**Keywords:** Lost Documents, Found Documents, Report Documents, Recover Documents, Browse Documents

## I. INTRODUCTION

Nowadays the need for documents is increasing. Documents like Aadhar Card, PAN Card are essential for various verification purpose like KYC. Mostly everyone carry documents with them. And there is a chance they may lose the document. If a document is lost we may be unable to recover it. And replacing the lost documents cost both time and money. And if a lost document is found by someone it is difficult to find the owner of the document without any contact information. So we need a service that can be helpful and simplify the process of recovering lost documents.

## II. METHODOLOGY

### A. Algorithm I – Report Document

- 1) Step 1: User logs in after account is created.
- 2) Step 2: User opens the report document page and enters the necessary details required in the form for reporting a document.
- 3) Step 3: After details has been submitted, user can logout.

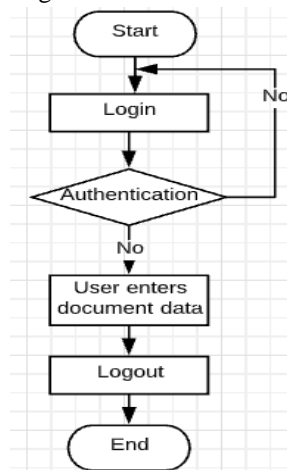


Fig 1. Report Document

### B. Algorithm II – Recover Document

- 1) Step 1: User logs in after account is created.
- 2) Step 2: User opens the recover document page and enters the necessary details required in the form for recovering a document.
- 3) Step 3: After details have been submitted the document is searched in the database.
- 4) Step 4: If details provided by user is matched with the data present in the database, user will be displayed the data of the user who found his lost document.
- 5) Step 5: If there is no match, a document not found page will be displayed to the user.

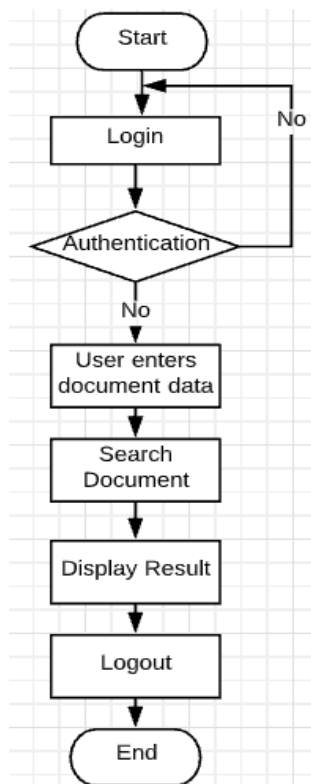
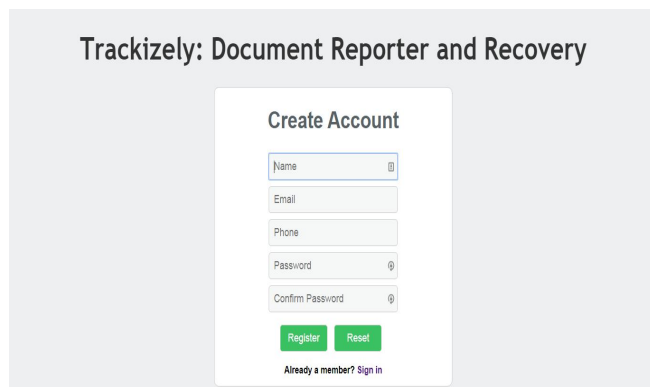


Fig 2. Recover Document

### III. IMPLEMENTATION

Trackizely is a service for recovering and reporting lost documents. Trackizely includes service for reporting a document that a user found. Report Document is a service for reporting someone's lost document that has been found by another user.

Users can provide the information of the document in Report Document Section. If a user found a lost document he can go to the Report Document Section. This section provides a list of different document types, user can select the correct document type. On selecting the document type, user will be redirected to a new page. A form will be provided to the user. User can fill the document details and submit it. On submitting, the data will be stored in the database. Recover Document is a service for recovering a lost document. If a user lost a document he can go to the Recover Document Section. This section provides a list of different document types, user can select the correct document type. On selecting the document type, user will be redirected to a new page. A form will be provided to the user. User can fill the document details and search for the document. On submitting, if the information provided by user is matched with the data present in the database, user will be displayed the data of the user who found his lost document. Now he can recover the document. In the Browse Document section users can view the documents that has been reported by other users.



**Trackizely: Document Reporter and Recovery**

**Create Account**

Name

Email

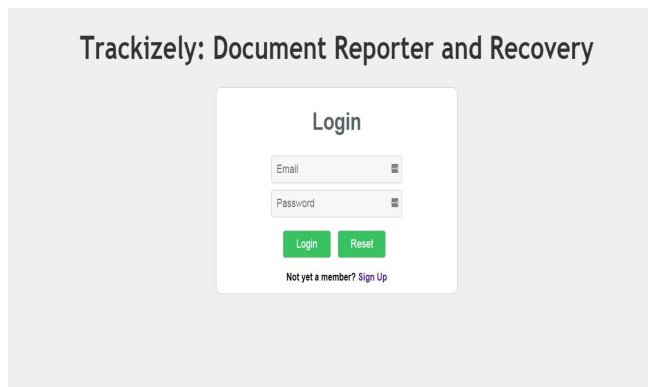
Phone

Password

Confirm Password

Already a member? [Sign In](#)

Fig 3. Registration Page



**Trackizely: Document Reporter and Recovery**

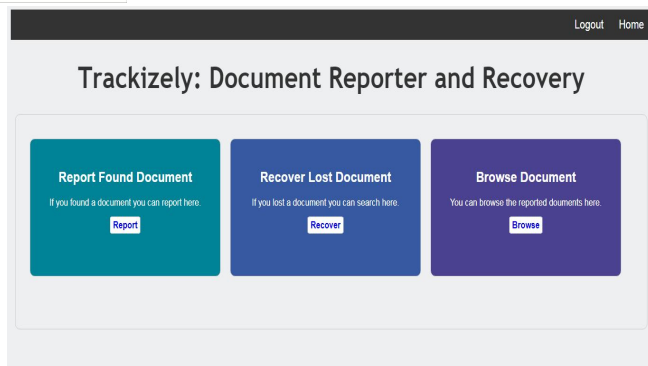
**Login**

Email

Password

Not yet a member? [Sign Up](#)

Fig 4. Login Page



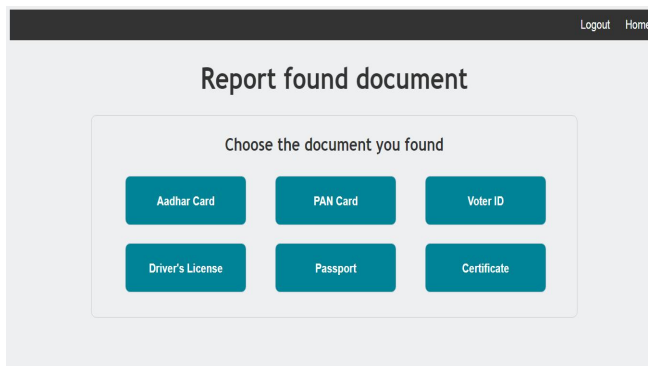
Trackizely: Document Reporter and Recovery

Report Found Document  
If you found a document you can report here.  
Report

Recover Lost Document  
If you lost a document you can search here.  
Recover

Browse Document  
You can browse the reported documents here.  
Browse

Fig 5. Home Page



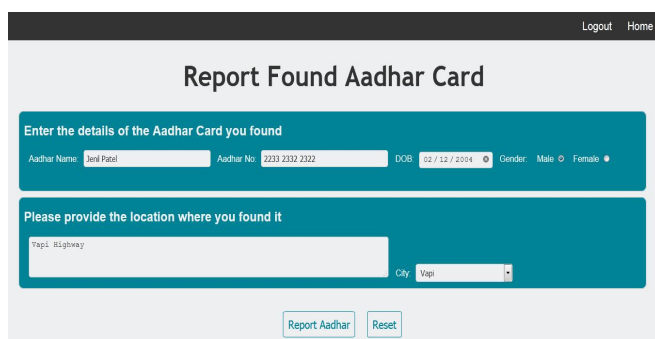
Report found document

Choose the document you found

Aadhar Card PAN Card Voter ID

Driver's License Passport Certificate

Fig 6. Report Document Page



Report Found Aadhar Card

Enter the details of the Aadhar Card you found

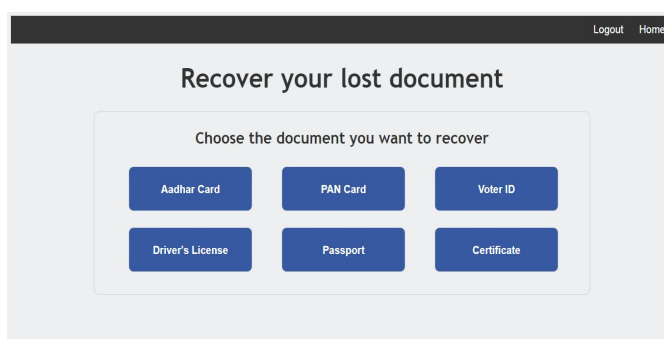
Aadhar Name: Jini Patel Aadhar No: 2233 2332 2322 DOB: 02 / 12 / 2004 Gender: Male Female

Please provide the location where you found it

Tract: Bighway City: Vapi

Report Aadhar Reset

Fig 7. Report Aadhar Page



Recover your lost document

Choose the document you want to recover

Aadhar Card PAN Card Voter ID

Driver's License Passport Certificate

Fig 8. Recover Document Page



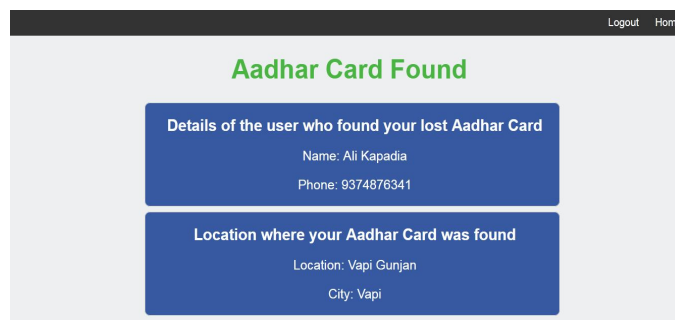
Recover Lost Aadhar Card

Enter details of your lost Aadhar Card

Aadhar Name: Jini Patel Aadhar No: 2233 2332 2322 DOB: 12 / 02 / 2004 Gender: Male Female

Search Reset

Fig 9. Recover Aadhar Page



Aadhar Card Found

Details of the user who found your lost Aadhar Card

Name: Ali Kapadia  
Phone: 9374876341

Location where your Aadhar Card was found

Location: Vapi Gunjan  
City: Vapi

Fig 10. Document Found Page

#### IV. CONCLUSION AND FUTURE WORK

Trackizely is a system that will make this process of reporting and recovering documents easy for everyone. If someone finds a lost document he/she can submit the details about the document on Trackizely. If a user lost his/her document, he/she can search for the document on Trackizely. If someone has submitted the details about that particular document, the details of that document will be shown to the user, along with the details of the person who found his document. We have implemented the functionalities like Reporting Document and Recovering Documents and we are working on making improvements in existing project and also add new features.

#### REFERENCES

- [1] "How Does Matter Lost and Misplace Items Issue and Its Technological Solutions in 2015 -A Review Study" : "Author: Saleem Ahmad, Muhammad Ziaullah, Leena Rauniyar, Meng Su, Yue Zhang", "Journal name: IOSR-JBM ", "e-ISSN: 2278-487X", "PP: 79-84" : <http://iosrjournals.org/iosr-jbm/papers/Vol17-issue4/Version-1/L017417984.pdf>
- [2] "LOST AND FOUND ANDRIOD APPLICATION" : "Author: Nehal Athani, Mangesh Gore, Prashant Sengar, Shankar Ingole", "Journal name: IRJET", "e-ISSN: 2395 -0056", "page number: 3243-3247" : <https://www.irjet.net/archives/V4/i4/IRJET-V4I4778.pdf>
- [3] "Free Lost & Found" : <http://free-lost-found.com/>
- [4] "Uber Help" <https://help.uber.com/riders/article/contact-driver-about-a-lost-item?>





10.22214/IJRASET



45.98



IMPACT FACTOR:  
7.129



IMPACT FACTOR:  
7.429



# INTERNATIONAL JOURNAL FOR RESEARCH

IN APPLIED SCIENCE & ENGINEERING TECHNOLOGY

Call : 08813907089  (24\*7 Support on Whatsapp)