



iJRASET

International Journal For Research in
Applied Science and Engineering Technology



INTERNATIONAL JOURNAL FOR RESEARCH

IN APPLIED SCIENCE & ENGINEERING TECHNOLOGY

Volume: 8 Issue: V Month of publication: May 2020

DOI: <http://doi.org/10.22214/ijraset.2020.5393>

www.ijraset.com

Call: ☎ 08813907089

E-mail ID: ijraset@gmail.com

Premonition of Terrorist Exertion Applying Supervised Machine Learning Proficiency

Supriya H S¹, Priyanka², Swati³, T Chandana Reddy⁴, Varsha B U⁵

^{1, 2, 3, 4, 5}Department of Computer Science, Sir M. Visvesvaraya Institute of Technology, VTU, Bengaluru, India,

Abstract: *This undertaking examines an incorporating AI approach for arrangement and investigation of Global Terrorist Activity. Machine learning-based data processing is usually applied to predict acts of terrorist events by which the experts expect to urge a transparent picture of what the terrorists are pondering to accentuate defense against these organized acts. This project focuses on the prediction of terrorist activities from the Global Terrorism Database (GTD) with Supervised Machine Learning algorithms. Random Forest, k-Nearest Neighbor, Logistic Regression, Support Vector Classification, Decision trees, Linear Regression, Gaussian Naive Bayes, Linear Discriminant Analysis are adopted during this project. Finally an in-depth comparison of classification performance is presented, where classification precision ranges between 84-93% which validates the feasibility of applying machine learning to the terrorism field.*

Keywords: *Terrorism; prediction; machine learning; accuracy*

I. INTRODUCTION

Terrorism is an evolving phenomenon, i.e. it's not like terrorism is to happen before, but terrorism was happening, is going on and it'll happen within the future too. So developing such future onslaught prediction model goes to be useful which insist military people be alert by providing the knowledge about what kind of attack might happen within which location, its probability of happening, so there'll be some chance of preventing upcoming onslaught by we'll reduce the consequence of an attack like security threat sort of a lifetime of a victim and stability threat like future and short term economic instability of country being attacked, infrastructure destruction so on.

The historical backdrop of terrorists might be a background marked by notable and generally noteworthy people, elements, and occurrences related, regardless of whether appropriately or wrongly, with psychological warfare. Researchers concur that psychological oppression is additionally a contested term, and not many of these marked terrorist oppressors depict themselves characteristically. It's regular for challenger during a brutal clash to explain the decision side as psychological militants or as rehearsing terrorism. In our inclusion of psychological oppression, we depend unequivocally on information from the Global Terrorism Database (GTD), which represents psychological warfare as "acts of violence by non-state actors, perpetrated against civilian populations, intended to cause fear, to grasp a political objective." Its definition avoids brutality started by governments (state fear based oppression) and open battle between restricting troopers, though on the off chance that they're non-state on-screen characters. In our definitions segment we give the GTD's increasingly detailed definition, moreover to others like that of the United Nations.

Terrorist attacks are increasing at an excellent pace across the planet. According to the worldwide association meaning of "Terrorism," any activity with a political objective that is expected to make passing or genuine substantial mischief regular folks". inside the most recent year, around 22 thousand occasions happened comprehensively, causing more than 18 thousand losses. The variables bringing about fear-based oppression change after some time since they're needy upon various political and social reasons. Other than anticipating the clarification behind the assault, the ID of the dependable organizations is moreover troublesome. There has been a death of the data regarding patterns of widespread terrorist behavior.

The current investigations are either contextual investigations or the usage of quantitative techniques like regression analysis. The previous of those are particular to certain events, while the last methodology is limited to meetings of regular citizens affected by the assault. A large portion of those investigations depends on factors like weapons utilized for the assaults and furthermore the number of people hurt. Different sorts of observation remember the inquiry of peculiar examples for singular practices or addressing prisoners to gather information on the assaults. This exploration is focused on sifting through the connection between's terrorism and its causal variables.

Existing endeavors haven't been satisfactory for expectations. AI approaches can advertisement in foreseeing the probability of a demonstration of psychological oppression, given the predefined information. The after-effects of this work can help security organizations and policymakers to annihilate terrorism by taking important and successful measures.

The motivation behind this work is to anticipate the world and nation of demonstrations of fear-based oppression utilizing approaches in AI. The examination was administered out on the Global Terrorism Database (GTD), an open database that contains a stock of psychological oppressor exercises. Eight AI calculations are applied to some chosen sets of highlights from the data set to achieve the greatest precision of 93%.

This venture gives a way to deal with breaking down psychological oppression areas and nations with the AI strategies and terrorist explicit information to bring decisions about terrorist behavior patterns. Through the investigation of occasions utilizing Global Terrorism Database, eight directed AI models (Gaussian Naïve Bayes, Linear Discriminant Analysis, k-Nearest Neighbors, Linear Regression, Support Vector Machines, Decision Tree, Random Forest, and Logistic Regression) were manufactured and assessed on their exhibitions.

II. LITERATURE SURVEY

Forecast of psychological oppression exercises is a significant territory of worry for specialists. A tremendous number of events make it difficult to foresee the dread based oppressor bundle at risk for some mental oppressor activity. The work in [1] has tried AI approaches for ordering and examining worldwide psychological oppressor action. The creators have investigated regulated AI ways to deal with study psychological oppressor action and afterward built up a model to group authentic occasions in the Global Terrorism Database. They have discharged another dataset too named QFactors Terrorism, which works together occasion explicit highlights got from the GTD with populace level segment information from sources like the United Nations and World Bank. Naive Bayes, decision trees, Linear Discriminant Analysis, k-nearest neighbors, and random forest approaches have been implemented. Random forest model has been prosperous in arranging the explanation liable for a recognized incident with up to 68% accuracy after being trained.

An evaluation of terrorist acts that occurred in 2016 is presented in [2]. In this paper, the authors have taken into consideration the data of terrorist attacks that occurred in Turkey in 2016. They have used data mining techniques to detect the most useful machine learning algorithm. WEKA tool has been used for analysis and approaches used are J48, Bayes Net, Support Vector Machines, k-Nearest Neighbors, and Naive Bayes. The lowest accuracy came out for KNN although it had been good in other measures [4].

The presentation in [5] has utilized AI approaches for the expectation of psychological oppressor assaults. The report has underlined that future research should concentrate on clarifying the nonlinear impacts of factors, for example, deaths and all over different parameters, for example, majority rules system and monetary organizations. Through their methodology, the policymakers would have the option to anticipate fear based oppressor assaults and how to deflect them and will likewise assist with designating effective psychological oppression battling assets [5].

The work in [4] records the underlying drivers of contention and fear-mongering to assist policymakers with specifying measures for decreasing costs relating to brutality. They have thought about the devices of applied game hypothesis or test financial aspects which all together aides in dissecting issues identified with strife or terror based oppression. An assortment of studies identified with this zone, clarifying the connections between them is recorded in [6].

A sudden connection between traditionalist strict duty and terrorist activism is shown in [7]. Jihadist terrorism, Baruch Goldstein's 1994 assault in Hebron, Christian character bunches in the US, and Aim Shinrikyo in Japan has been considered as conspicuous models. The speculation developed has been named as "TERS (Terrorist Efficiency, Religion, and Self-control)" which upgrades poise and raises their adequacy as setbacks per assault. It similarly explained that the exacting terror based oppressor get-togethers, for instance, AL Qaeda and ISIS have higher suitability than nonreligious social occasions.

Psychological oppressor assaults in Egypt are antagonistically influencing its economy and influencing its remote exchange [8]. In this paper, factual methods have been applied to traveler assault data of Egypt over the most recent four decades. The database utilized is the Global Terrorism Database (GTD). Affiliation mining calculations have been utilized to recognize visit concealed examples in the information to comprehend the idea of terror based oppressor assaults.

The impact of terrorism oppression on Europe's inside and far-right gatherings are investigated in [9]. These stages are made to draw in help for decisions. The work has contemplated the conduct of voters, for example, how they react to terrorist attacks and focus and far-right gatherings. It was discovered that far-right gatherings get more advantages than focus on the right gatherings. The information taken was more than 30 European nations, from 1975 to 2013.

The work in [10] circumvents the significant occurrences that occurred in common flight, and because of which the security strategies of avionics have changed over the period. It incorporates the dangers and breaks because of fear-mongering, and the countermeasures and strategies made. The 9/11 assault has been concentrated to investigate dangers to common avionics and

universal endeavors to stay away from them. It likewise explains the effective execution of safety efforts for the security of flying as avionics later on.

The work in [11] attempts to clarify purposes behind brutality and making procedures to forestall them and which is hard to anticipate as they are constantly changing and are multidimensional. Strategies to improve this are characterized in this paper those are new AI procedures, concentrating on reasons for clashes and their goals and the other one is hypothetical models that exhibit the unpredictability of social communications and dynamic.

The work in [12] has contemplated geospatial measurements for investigating Spatio-fleeting development assaults on the Indochina Peninsula. Arbitrary Forest has been applied to anticipate psychological oppressor assaults on the Indochina Peninsula with 15 driving elements. According to the outcomes, Thailand has been set apart as a perilous zone for psychological militant assaults followed by Middle Cambodia and Myanmar. The examination in this paper shows the hotspots for terror based oppressor assaults geologically.

III. PROPOSED METHODOLOGY

The objective of our investigation is to foresee the locale and nation of psychological oppressor assaults.

A. Existing System

Get-together data about the personality, objectives, plans, and vulnerabilities of terrorists are profoundly troublesome. However, no other single police power is progressively basic for forestalling, seizing, and reacting to assaults. The Commission has decided huge impediments to the gathering and circulation of unsurprising information on psychological oppression to examiners and policymakers. These snags must be evacuated. Likewise, this data frequently gathered at extraordinary hazards to operators, and officials inside the circle must be defended. Introduction of insight and implementation information abbreviates its worth, imperil sources, distance amicable countries and repress their participation, and endanger the U.S. Government's capacity to acquire additional data.

Complex bureaucratic strategies presently set up send a prominent message to the Central Intelligence (CIA) officials inside the area that enlisting secret wellsprings of terror based oppressor data is propelled in principle yet debilitated by and by. The Federal Bureau of Investigation (FBI), which is answerable for examining terror based oppression inside the U.S., likewise experiences bureaucratic and social impediments to getting psychological warfare data.

B. Proposed System

The objective of our study is to predict the success of terrorist attacks. In the process of predicting the success we have implemented eight different machine learning algorithms. We have considered some of the parameters to check the efficiency of a machine learning algorithm. The project has 7 main modules:

- Gathering data
- Exploratory Data Analysis
- Preparing the data
- Choosing a model
- Training
- Prediction
- Evaluation of the model

- 1) *Gathering Data:* The Global Terrorism Database (GTD) is a database that is open source and remembers data for terrorist occasions for the years 1970-2017. It incorporates healthy information for residential occurrences, transnational, and universal terrorist episodes that occurred in this term. The quantity of cases included is 180,000{bombings (88,000), deaths (19000), and kidnappings (11000)}. The parameters incorporate the date of the episode, the long stretch of the assault, area of the occurrence, and a nation of the occurrence, a locale of an episode the weapons utilized in the episode, the idea of the objective, sort of assault, the number of setbacks, the gathering, or individual answerable for the episode. The information hotspot for GTD has been an assortment of open media sources, over 4,000,000 news stories, and 25,000 news sources

- 2) *Exploratory Data Analysis*: Before building the model and increasing an elevated level comprehension of dataset highlights we played out some exploratory information investigation.

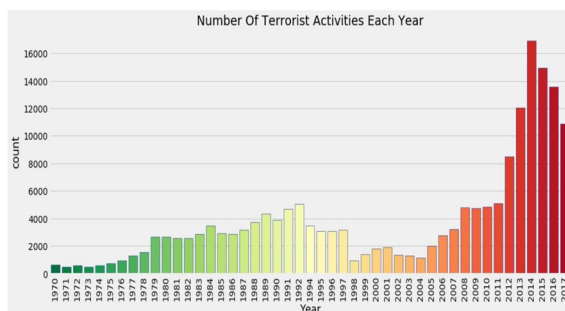
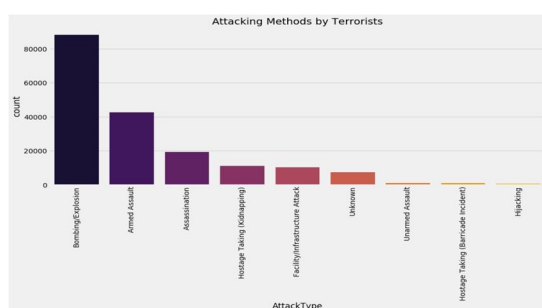
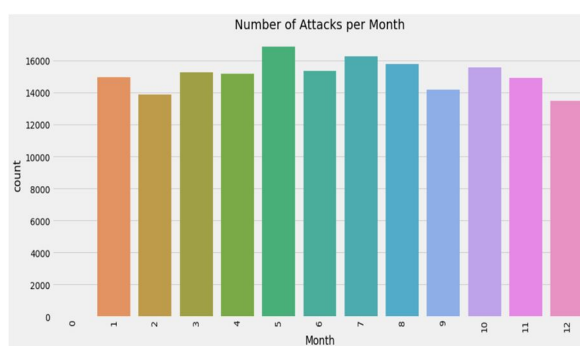


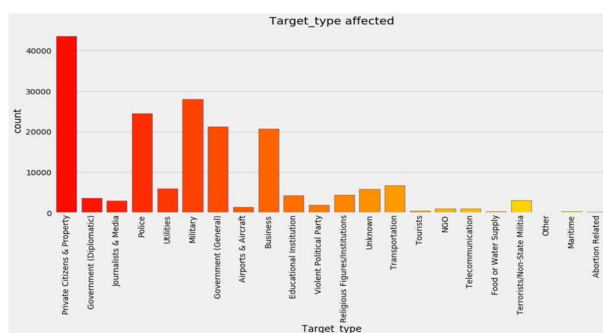
Fig-1 portrays a noteworthy increment in the number of psychological oppressor assaults from 2008 and arrives at a top in 2014



The type of attacks that mostly happened from 1970 to 2017 is widely conducted by Bombing/explosions (Fig-2). It is interesting to see that armed assault and Kidnapping are the type of attacks that widely used by terrorists after bombings and explosions.

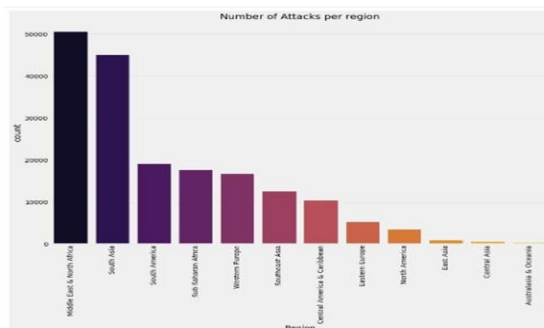


May and July are the months that faced terrorist attacks most frequently from 1970 to 2017, as can be seen in Fig-3.



The graph in Fig-4 gives the overview of regions that are targeted by terrorists; being Africa the top targeted region and South Asia being the second across other regions.

Citizens are targets among the targets and military/armed forces are the second most favorable target of the terrorist attacks from 1970 to 2017, as depicted by Fig-5.



3) *Preparing the Data:* Data preparation is the way toward cleaning and revamping crude data before preparing and examination. It's an imperative advance before handling and now and then includes reformatting information, making amendments information, and hence the joining of information sets to contradiction information. Data preparation is typically an extensive endeavor for information experts or business clients, yet it's basic as an essential to putting information in setting to show it into bits of knowledge and wipe out predisposition coming about because of poor information quality. The information planning process ordinarily incorporates normalizing information designs, improving source information, as well as evacuating the NAN esteems. Whichever way can't be taken care of into an AI model. Tidying up the information is generally the first run through expending some portion of the information planning process, yet it's critical for evacuating broken information and filling in holes.

Significant undertakings here include

Removing extraneous data and outliers.

Filling in missing values.

Conforming data to a standardized pattern.

Masking private or sensitive data entries.

When information has been purged, it must be approved by testing for blunders inside the information arrangement process up to the current point. Regularly, a slip inside the framework will get clear during this progression and can be settled before pushing ahead.

4) *Choosing a Model*

We have chosen eight different machine learning algorithms here. They are namely

Random Forest

K Nearest Neighbor

Logistic Regression

Support Vector Classification

Decision Tree

Linear Regression

Gaussian Naive Bayes

Linear Discriminant Analysis

a) *Random Forest:* Random forests instead random decision forests hold an aggregate training system as classification, regression, and separate responsibilities that function over building an aggregation like decision tree at training experience including outputting every category that each tactic of the conditions (classification) approximately indicate prophecy of the specific decision trees. Random decision treesuitable during decision trees tradition regarding overfitting over their instruction collection. First, this Random Forest algorithm may be a supervised classification algorithm. us can understand it of its name, which signifies to style one cover in a system including performing this randomly. There's a personal connection within each volume like trees within that cover and therefore these issues this can accept: some more substantial the abundance of trees, the innumerable perfect the event. Simply whole matter to regard is that developing the growth isn't the same as building some

decision among information gain or gain index strategy. The creator gives 4 connects to help individuals that are working with choice trees for the essential time to be told it, and learn it well. the decision tree could be a choice help system. It utilizes a tree-like chart to work out the potential results. On the off chance that you embed a preparation dataset with targets and highlights into the decision tree, it'll detail any arrangement of rules. These practices might be wont to perform expectations. The creator utilizes one model to exhibit this point: accept you might want to anticipate whether your little girl will like a vivified film, you should gather the sooner enlivened motion pictures she wishes, and take captivating highlights because of the info. At that point, through the decision tree calculation, you'll make the standards. you'll at that point input the highlights of this film and talk about whether it'll be adored by your little girl. the technique for computing these hubs and framing the standards is rehearsing Information increase and Gini record figurings. The differentiation between the Random Forest estimation and the decision tree count is that in Random Forest, the methods for getting the reason hub and breaking the component hubs will run heedlessly.

- (i) *Benefits Of Random Forest:* A random forest can clarify the two sorts of complexities that are arrangement and relapse and readies a decent assessment on the two fronts. One of the additions of Random Forest which exists me a few is that the ability to deal with huge informational collections with more noteworthy dimensionality. It can oversee a large number of info factors and distinguish the different significant factors so it's recognized together of the dimensionality decrease strategies. Further, the model yields the value of the variable, which might be a very helpful element. It has an effective strategy for deciding missing information and oversees precision when a larger than average extent of the data is dropping. It has strategies for computing blunders in informational indexes where classes are imbalanced. The ability of the over might be expanded to unlabeled information, starting to solo grouping, information perspectives, and exception identification. The irregular woods incorporates the testing of the information with a substitution called bootstrap inspecting. Here 33% of information isn't acknowledged for preparing and may be rehearsed for testing. These are known as the OUT OF BAG models. Mistake considered on these yield pack tests is thought of as out of sack blunder. The investigation of mistake assessments by out of the pack offers proof to show that the out of sack computation is as solid as utilizing a test set of indistinguishable size in light of the preparation set. In this way, utilizing the out of pack mistake measure evacuates the need for a put aside test set.
 - (ii) *Limitations of Random Forest:* This certainly prepares an immeasurable capacity toward analysis simply no since concerning the regression problem because that seems not gives specific constant character prediction. within the state from regression, that doesn't foretell behind these purposes the practice data, which they'll overfit particularly noisy input positions. The random forest can desire a recorder procedure for statistical modelers we've got very limited control over what the model does. you'll be able to at the best try different parameters including random seeds.
- b) *K Nearest Neighbors:* K-Nearest Neighbors is one in everything about essential things yet fundamental essential classification algorithms in Machine Learning. This belongs to the supervised learning area and obtains intense purpose in model recognition, data processing, and interference detection. This is regularly unimportant, meanwhile particular, circumstances following it's non-parametric, suggesting, this doesn't ensure about any concealed premises about the mix of data (as compromising various estimations are like Gaussian movement, which anticipate a Gaussian movement of the gave data). Some past data are given to us (similarly called getting ready data), which headings perceived by a property.
- (i) *Algorithm:* Let m be the quantity of preparing information tests. Let p be an obscure point.
Gather the preparation tests in a variety of information focuses are[]. This shows every component of here exhibit speaks to a tuple (x, y).
for i=0 to m:
Compute Euclidean separation $d(arr[i], p)$.
Get estimate E of S littlest separations accomplished. Every one of these separations thinks about a previously ordered information point.
Return the dominant part name among S.
 - (ii) *Benefits of KNN:* No Training Period: KNN is named Lazy Learner (Instance-based learning). It appears to not pick up anything inside the preparation time frame. It doesn't get any discriminative capacity from the information of preparation. At the last, there's no planning period for it. It gathers the preparation dataset and concentrates from it exclusively at the hour of making constant forecasts. This does the KNN calculation much dynamic calculations which are different that require arranging for example of SVM, relapse, and etc. Since the KNN forecast needs no preparation before making

forecasts, new information might be consolidated flawlessly which can not influence the correctness about particular estimation. KNN comprises really simple to actualize. There transpire correctly brace parameters expected to perform KNN concerning sample what could be equaled to KNN and consequently the detachment performance (concerning example Euclidean or Manhattan etc.)

- (iii) *Limitations of KNN*: It doesn't work well with the enormous dataset: In huge datasets, the benefit of deciding the space between the new point and each present time is colossal which lessens the delineation of the calculation. It appears to not work out in a good way for enormous measurements: The KNN calculation doesn't perform admirably with huge dimensional information because, including an outsized number of measurements, it changes over hard for the calculation to see the space in each measurement. Need include scaling: we'd prefer to attempt to do highlight scaling (normalization and standardization) ere demanding the KNN estimation toward several datasets. If we don't seem equally such, KNN may devise off base forecasts.

Fragile to boisterous information, missing qualities, and exceptions: KNN is touchy to commotion inside the datasets. we wish to corporally relegate fumbling qualities and remove exceptions.

c) *Logistic Regression*: It's an arrangement calculation, that is drilled any place the affirmation variable is unmitigated. The idea of Logistic Regression is to prompt relationship interfacing highlights and accordingly the likelihood of a chose result. For example, when we should anticipate if an understudy succeeds or bombs in a test when the amount of hours utilized considering is given as a component, the affirmation variable has two qualities, pass and fall flat. this sort of inquiry is referred to as Binomial Logistic Regression, where the reaction variable has pair esteems 0 and 1 or pass and come up short or valid and bogus. Multinomial Logistic Regression adventures with circumstances where the affirmation variable can have at least three further potential qualities.

- (i) *Benefits of logistic regression*

Simple and effective.

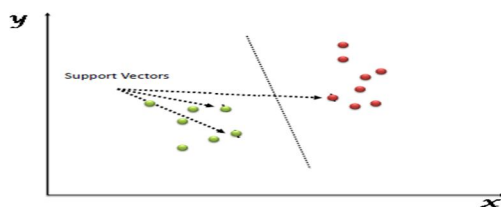
Low difference.

It actualizes a likelihood score for perceptions..

- (ii) *Limitations of Logistic Regression*: It doesn't analyze an outsized number of categorical features/variables well.

It requests the change of non-linear features.

- d) *Support Vector Classification*

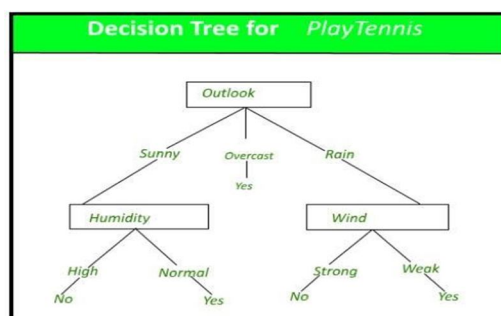


Support Vector are just that directions of individual perception. The SVM classifier is a wilderness that best isolates the two classes (hyper-plane line).

"Support Vector Machine" (SVM) might be a distributed calculation of AI which will stay employed toward both arrangement or regression challenges. Hold such since that may, it's often utilized in order issues. Inside this SVM calculation, we will be plot all data input as some degree into the n-dimensional term (wherever n is that the number of highlights yourself has) among some assessment from individual component meaning some interpretation about a demanding system. Afterward, us work characterization with getting the hyper-plane that recognizes the two classes o.k. (take a gander at the beneath preview).

- (i) *Advantages of Support Vector Machine (SVM)*: Regularization capacities: SVM has an L2 Regularization include. Thus, it turns out to be acceptable speculation tendencies that keep it from over-fitting. Handles non-straight information productively: SVM can effectively deal with non-direct information utilizing the Kernel stunt. Works both arrangement and Regression issues: SVM will be acquainted with comprehending both characterization and relapse problems.SVM is utilized for grouping issues while SVR (Support Vector Regression) is finished for relapse issues. Soundness: a little change to the information doesn't impressively impact the hyperplane and thus the SVM. that the SVM model is strong.

- (ii) *Disadvantages of Support Vector Machine (SVM)*: Determining an acceptable Kernel function is challenging: Choosing an acceptable Kernel function (to handle the non-linear data) isn't a simple task. It might be difficult and sophisticated. Just in case of employing a high dimension Kernel, you would possibly create too many support vectors which decreased the training activity drastically.
- Expanded Memory Specification: Algorithmic complexity and memory requirements of SVM are very powerful. You would like lots of memory because you have got to assemble all the support vectors within the memory which number begins abruptly with the training dataset size.
 - Requires Feature Scaling: One must do trait scaling of variables before applying SVM.
 - Long training time: SVM exerts an extended training
 - Time on large datasets.
 - Difficult to Interpret: The SVM model is challenging to know and understand by citizenry, unlike Decision tree.



- e) *Decision Tree*: Deciding an adequate Kernel work is testing: Choosing a worthy Kernel work (to trade among some non-straight learning) is certifiably not a basic assignment. It might be irksome and the present day. only if there ought to emerge an event of using a high estimation Kernel, you would conceivably make too many assistance vectors which decreased the planning development unquestionably. Expanded memory assurance: Algorithmic unusualness and memory essentials of SVM are amazingly earth-shattering. you may need lots from mindfulness because thee should gather total every assistance vectors inside every remembrance which amount beginnings abruptly including individual planning dataset scope. Challenges Feature Computing: One requirement does quality scaling of components ere stamping SVM. Large getting ready extent: SVM applies one widely inclusive planning living on the tremendous dataset.

- (i) *Construction of Decision Tree*: Each tree will be "scholarly" with isolating particular reference placed within subsets upheld a quality worth test. the strategy is copied on each determined subset in an exceptionally recursive technique called recursive parceling. The recursion is made when the subset at an association all has the indistinguishable evaluation about the spurious variable, or when parting doesn't join an incentive to the forecasts. the improvement of decision tree classifiers doesn't need either area information or parameter condition and henceforth is appropriate for exploratory data disclosure. Decision trees can trade among huge dimensional information. by and large, the Decision tree classifier has great exactness. Decision tree enlistment might be typical inductive gratitude to gaining learning approaching the order.
- (ii) *Decision tree representation*: Decision trees class events by mentioning them under the tree from the foundation to any leaf center, which presents the game plan of the case. A model is overviewed by beginning at the foundation center of the tree, testing the standard dictated by this center point, by then running down the limb regard the estimation of the quality as explained inside the above figure. This system is then replicated for the subtree built up at the new center point.

The decision tree inside the above figure combines a mentioning morning in a state of harmony with whether it's real for acknowledging tennis and passing on the portrayal differentiated and the veritable leaf. (for this circumstance Yes or No).

For example consider the instance below:

(Outlook = Rain, Temperature = Hot, Humidity = High, Wind = Strong) would be distributed down the leftmost branch of this decision tree and would, therefore, be listed as a negative instance.

In other words, we will assume that the choice tree represents a disjunction of combinations of restrictions on the attribute values of instances.

$(\text{Outlook} = \text{Sunny} \wedge \text{Humidity} = \text{Normal}) \vee (\text{Outlook} = \text{overcast}) \vee (\text{Outlook} = \text{Rain} \wedge \text{Wind} = \text{Weak})$

(iii) *Strengths and Weakness of the choice Tree approach the strengths of decision tree methods are:*

Decision trees can produce sensible guidelines.

Decision trees perform characterization apparently requiring a lot of calculation.

Decision trees can deal with both nonstop and clear cut factors.

Decision trees give reasonable proof of which areas are different fundamental for expectation or characterization.

(iv) *The Weaknesses Of Decision Tree Methods* : Decision trees are few relevant for evaluation responsibilities where the goal is to predict the worth of endless attribute. Decision trees are at risk of mistakes in classification difficulties with many classes and a relatively touch of coaching examples. A decision tree will be computationally valuable to coach. the method of building a choice tree is computationally high. At each node, each candidate splitting entries must be sorted before its best split will be found. Meanwhile, any algorithms, series of fields are used including investigation requirement last constituted toward optimal merging weights. Pruning algorithms can even be valuable since multiple candidates' sub-trees necessities are formed and associated.

f) *Linear Regression*: The representation might be a condition that interfaces a particular arrangement of data esteems (x) the answer for which is that the anticipated yield for that arrangement of data esteems (y). In that capacity, both the information esteems (x) and furthermore the yield esteem are numeric.

The direct leveling does out one multiplier factor to any info worth or section, called a coefficient and spoke to by the capital Greek letter Beta (B). One extra coefficient is moreover determined, giving the street an additional level of opportunity (for example going all over on a two-dimensional plot) and is here and there called the capture or the predisposition coefficient. for instance, in an extremely factual relapse issue (a solitary x and one y), the arranging of the figure would be:

$$y = B_0 + B_1 * x$$

In higher measurements once we have very one information (x), the street is named a plane or a hyper-plane. The portrayal, in this way, inside the sort of the examination and furthermore the specific qualities utilized for the coefficients (for example B_0 and B_1 inside the above model).

It is easy to talk about the intricacy of a relapse model like relapse toward the mean. This alludes to the measure of coefficients utilized in the model.

At the point when a coefficient gets zero, it totally evacuates the impact of the information variable on the model, and henceforth from the forecast got from the model ($0 * x = 0$). This presentations pertinent in the event that you study regularization techniques that change the instructive calculation to beat the unpredictability of relapse models by putting pressure on totally the size of the coefficients, driving some to zero.

(i) *Benefits Of Linear Regression*: Linear Regression works appropriately when the dataset is straightly detachable. we will love to search out the quintessence of the association between the factors. Linear Regression is less confused to perform, decipher, and extremely successful to mentor. Linear Regression is slanted to over-fitting even though it will be promptly pulled back utilizing some dimensionality pressure strategies, regularization(L1 and L2)techniques, and cross-approval.

(ii) *Limitations Of Linear Regression*: The chief constraint of relapse toward the mean is that the speculation of linearity between the variable and the free factors. inside the material world, the information is rarely directly distinct. It infers that there's a straight-line relationship among the reliant and free factors which is mistaken on numerous occasions. Inclined to clamor and overfitting: If the quantity of notes is lesser than the measure of qualities, relapse toward the mean mustn't be utilized, except if it should bring about overfitting because it rises concerning commotion during this circumstance while building the model. Inclined to exceptions: relapse toward the mean is extraordinarily at risk to exceptions (oddities). Along these lines, anomalies ought to be examined and avoided before applying relapse toward the intend to the dataset. Inclined to multicollinearity: Before applying relapse toward the mean, multicollinearity ought to be evacuated (utilizing dimensionality decrease procedures) since it infers that there's no relationship among autonomous factors.

g) *Naïve Bayes*: Naïve Bayes might be an order calculation for paired (two-class) and multi-class characterization issues. The strategy is most straightforward to discover when clarified using double or supreme info inputs. This is portrayed as Naive Bayes or idiot Bayes because the thought of the opportunities for the exact speculation is disclosed to make their expectation tractable. To some degree than attempting to see the estimations of each trademark esteem $P(d_1, d_2, d_3|h)$, they're viewed as briefly self-ruling given the objective worth and determined as $P(d_1|h) * P(d_2|H)$ and afterward on. This is a fairly firm speculation that is generally unfathomable in genuine information, for example that the properties don't impart. Regardless, the strategy works shockingly well on information where this theory doesn't hold. One of the foremost straightforward ways of selecting the foremost feasible hypothesis provided the data that we've that we are able to practice as our antecedent

information concerning the matter. Bayes' theorem presents some way that we are able to estimate the probability of a condition given our antecedent knowledge.

Bayes' Theorem is stated as

$P(h|d) = (P(d|h) * P(h)) / P(d)$ where,

- **$P(h|d)$** is the probability of hypothesis h given the data d . This is called the posterior probability.
- **$P(d|h)$** is the probability of data d given that the hypothesis h was true.
- **$P(h)$** is the probability of hypothesis h being true (regardless of the data). This is called the prior probability of h .
- **$P(d)$** is the probability of the data (regardless of the hypothesis).

You can see that we are interested in calculating the posterior probability of $P(h|d)$ from the prior probability $p(h)$ with $P(D)$ and $P(d|h)$.

After calculating the posterior probability for some different hypotheses, you can select the hypothesis with the highest probability. This is the maximum probable hypothesis and may formally be called the maximum a posteriori (MAP) hypothesis.

This can be written as:

$MAP(h) = \max(P(h|d))$ or

$MAP(h) = \max((P(d|h) * P(h)) / P(d))$ or

$MAP(h) = \max(P(d|h) * P(h))$

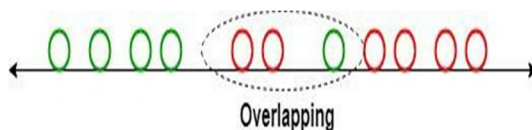
The $P(d)$ is a normalizing term which allows us to calculate the probability. We can drop it when we are interested in the most probable hypothesis as it is constant and only used to normalize.

Back to classification, if we have an even number of instances in each class in our training data, then the probability of each class (e.g. $P(h)$) will be equal. Again, this would be a constant term in our equation and we could drop it so that we end up with:

$MAP(h) = \max(P(d|h))$

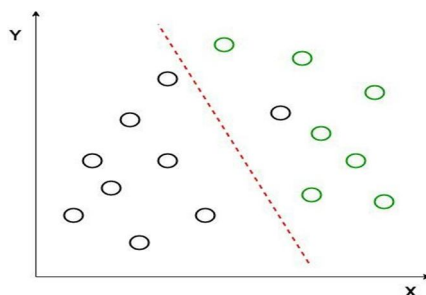
This is a useful exercise, because when reading up further on Naive Bayes you may see all of these forms of the theorem.

- Advantages of Naive Bayes:** On the off chance that the possibility of free indicators proceeds, a Naive Bayes classifier performs better as associated to different models. Naïve Bayes needs a little measure of training information to see the test information. In this way, the preparation time frame is progressively restricted. Innocent Bayes is also simple to actualize.
- Disadvantages of Naive Bayes:** The central impersonation of Naive Bayes is that the suspicion of free indicators. Naive Bayes certainly expect that every one the characteristics are commonly free. In world, it's practically unimaginable that we get an assortment of totally free indicators. In the event that the unequivocal variable contains a class inside the test informational collection, which wasn't seen inside the preparation informational index, at that point the model will allot a 0 (zero) likelihood and can be not able to make an expectation. this can be frequently called Zero Frequency. to determine this, we can utilize the smoothing strategy. one in all the best smoothing procedures is named Laplace estimation.
- Linear Discriminant Analysis:** Normal Discriminant Analysis or Discriminant Function Analysis may be a dimensionality compression method which implies usually practiced to the supervised classification problems. it's practiced for modeling differentiation against organizations i.e. grouping couple or larger classes. it's wont to project the features in an remarkably higher dimension while into a more profound dimension season. For example, we've couple classes including that we order to diverge them efficiently. Classes can should multiple features. Managing solely one feature to report apart them may surface in some projecting as shown inside the subsequently figure. So, we'll operate on improving the number of characters for uncommon classification
- Example**



Suppose we produce two collections of knowledge points per two different classes that we would like to match. As shown within the given 2D graph, when the information objects are plotted on the 2D plane, there is not any line that may depart the 2 classes of the information points. Hence, during this case, LDA (Linear Discriminant Analysis) is employed which decreases the 2D graph into a 1D graph to maximize the separability among the 2 classes.

Here, Linear Discriminant Analysis practices both the axes(X and Y) to provide a brand new axis and project data onto a broad new axis in an exceedingly process to maximize the division of the 2 categories and hence, reducing the 2D graph into a 1D graph.



IV. RESULTS

Results of test sets are listed in the following tables, the results show that Random forest has a higher training accuracy and SVC gives the least training accuracy.

Table-1. Results of test sets

Algorithms	Accuracy	Recall	Precision
Random forest	93.00	0.983185	0.934986
K-Nearest neighbors algorithm	81.86	0.851764	0.933632
Linear regression	86.88	0.868800	0.868800
Linear discriminant analysis	86.89	0.868480	0.868480
Decision tree classifier	90.00	0.886069	0.886069
Naïve Bayes	86.90	0.868865	0.868865
Support vector classifier	84.67	0.846667	0.846667
Logistic regression	87.00	0.868865	0.868865

V. CONCLUSION

After training our models on the month variables, Target type, Attack type and many more independent features to predict the success of Attack. It is estimated that the Random forest offer 93 percent accuracy in predicting the success of Attack. The findings of the presented project can be used in the coming times to improve security against terrorist attacks.

REFERENCES

- [1] S. Sayad. Naïve Bayesian, from predicting the Future. [online],
- [2] E. fix and J. hodes. Discriminatory analysis:Nonparametric discrimination: consistency properties. PsycEXTRA Dataset, (1951)
- [3] <https://cogsci.yale.edu/sites/default/files/files/Thesis2018Peng.pdf>
- [4] Mohammed, D. Y., & Karabatak, M. (2018, march). Terrorist attacks in Turkey: An evaluate of terrorist acts that occurred in 2016. In 2018 6th International Symposium on Digital Forensic and Security (ISDFS) (pp. 1-3)
- [5] Bang, J., Basuchoudhary, A., David, J., & Mitra, A. (2018). Predicting terrorism: a machine learning approach.
- [6] Mathews, T., & Sanders, S. (2019). Strategic and experimental analyses of conflict and terrorism. Public Choice, 179(3-4), 169-174.
- [7] Ravenscroft, I. (2019). Terrorism, religion, and self-control: An unexpected connection between conservative religious commitment and terrorist efficacy. Terrorism and Political Violence, 1-16
- [8] Khalifa, N. E. M., Taha, M. H. N., Taha, S. H. N., & Hassanien, A. E. (2019, March). Statistical Insights and Association Mining for Terrorist Attacks in Egypt. International conference on Advanced Machine Learning Technologies and Applications (pp. 291-300). Springer, cham
- [9] Wheatly, W., Robbins, J., Hunter, L. Y., & Ginn, M. H. (2019). Terrorism's effect on Europe's center-and far-right parties. European political Science, 1-22.
- [10] Klenka, M. (2019). Major incidents that shaped aviation security. Journal of Transportation security, 1-18.
- [11] Ghada M. Tolan and Omar S. soliman.: An Experimental study of Classification Algorithms for Terrorism Prediction. International Journal of Knowledge Engineering, Vol. 1, pp. 107-112. DOI: 10.7763/IJKE.2015.V1.18 (2015)
- [12] A. Malathi and Dr. S. Santosh Baboo.: Evolving Data Mining Algorithms on the prevailing Crime Trend – An Intelligent Crime Prediction Model.



International journal of Scientific & Engineering Research, June, Vol. 2(2011).

- [13] A. Sachan and D. Roy.: TGMP: Terrorist group prediction model of counter-terrorism. International Journal of Computer Applications, Vol. 44, no. 10(2012).
- [14] Kumar., V., Zinovyev., R., Verma., Tiwari., P.: Performance Evaluation of Lazy And Decision Tree Classifier: A Data Mining Approach for Global Celebrity's Death Analysis. IEEE Xplore: In International Conference on Research in Intelligent and Computing in Engineering (RICE), pp 1-6, 2018. DOI: 10.1109/RICE.2018.8509082 (2018).
- [15] B. Thuraisingham.: Web Data Mining Technologies and Their Applications in Business Intelligence and Counter-terrorism. CRC Press, June 2003.
- [16] Joachims, T.: Training linear SVM in linear time. In Proceedings of the 12th ACM SIGKDD international conference on knowledge discovery and data mining (pp. 217-226). ACM, (2006).



10.22214/IJRASET



45.98



IMPACT FACTOR:
7.129



IMPACT FACTOR:
7.429



INTERNATIONAL JOURNAL FOR RESEARCH

IN APPLIED SCIENCE & ENGINEERING TECHNOLOGY

Call : 08813907089  (24*7 Support on Whatsapp)