



# **iJRASET**

International Journal For Research in  
Applied Science and Engineering Technology



---

# **INTERNATIONAL JOURNAL FOR RESEARCH**

IN APPLIED SCIENCE & ENGINEERING TECHNOLOGY

---

**Volume: 8      Issue: VI      Month of publication: June 2020**

**DOI: <http://doi.org/10.22214/ijraset.2020.6148>**

**[www.ijraset.com](http://www.ijraset.com)**

**Call:  08813907089**

**E-mail ID: [ijraset@gmail.com](mailto:ijraset@gmail.com)**

# Directory Address Generator

Sukanya Adiga<sup>1</sup>, Ms. Ramya<sup>2</sup>, Anam Alvira<sup>3</sup>, Mr. Joel Sequeria<sup>4</sup>

<sup>1,3</sup> PG Scholar, <sup>2</sup> Asst. Professor, Department Of MCA NMAMIT Nitte

<sup>4</sup> Managing Director, Pinnacle Media, Udupi

**Abstract:** DAG (Directory Address Generator) is a project which exports the addresses of the individuals and users on to the label. Individuals and users who are grouped together under some criteria along with their informations are stored in the address book, accordingly any message that has to be sent to the individuals can be sent by exporting their addresses on to the labels only by the admin or the user.

**Keywords:** Address generator, duplicity, individual or user or group status, MVC Framework, sticker label.

## I. INTRODUCTION

Directory Address Generator is used to export the address of the individuals in a group to a label. One can choose an address to have your order shipped to navigating through the address labels. The address label stores address using which you can identify it easily.

The two main subjects here are admin and users. The admin has overall control on the system, his functionalities include almost all the major works like creating the groups, creating users, adding individuals to the groups, deactivating groups, users and individuals. When an admin creates the group it is based on the group id, group name, group description and group status making sure that unique id is assigned to unique groups. When an individual is added to the group unique ids are specified to them and their personal information are stored for the further use. There are possibilities that an individual may be present in many groups. Deactivation of a group/user/individual is only handled by admin where he assigns 1 for an active state and 0 for inactive state. The next subject is user whose functionalities include creating group, add individuals but he can neither add other users nor deactivate group/individuals.

Both the admin and the user have the rights to generate the address and export the labels. When they do so they access the information from different database related to different groups and have to make sure that when an individual is present in more than one group the system has to provide the alert message stating that the particular individual is present in more than one group, so does the operator want to export the duplicate or unique address on to the sticker label.

## II. REVIEW of EXISTING SYSTEM

The existing system is maintained manually and lacks in data and time is wasted in getting the address. All the address are entered on the label manually.

### A. Limitations

- 1) Wastage of Time.
- 2) Cannot provide updates.
- 3) Inaccuracy of raw data.

## III. METHODOLOGY

Directory Address Generator was implemented using PHP MVC framework i.e code igniter and MySQL which is used for storage purpose. The two main subjects of this web application are Admin and User. Admin have right to create group, create user or admin and add individual to the group, Deactivating group, user/admin and individual, and generate address and export it onto the sticker label. User have righted to create group, add individual to the group, generate address and exporting it onto the sticker label. The modules of web application include:

### A. Create Group Module

Both admin and user can create group by providing details like a group name, group description and status i.e set to one. Only admin have right to set group status to zero.



Fig. 1 Create Group

#### B. Create new User/Admin Module

Only Admin can create new user by providing credentials like username, password and user level which should either one means new user is a admin or two that means new user is user.

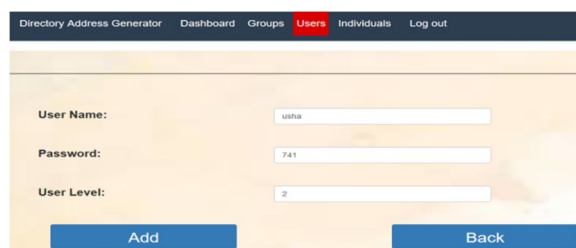


Fig. 2 Add User

#### C. Adding Individual

Both Admin and user can create individual and based on requirement they are added to the group. Admin have right to deactivate individual.

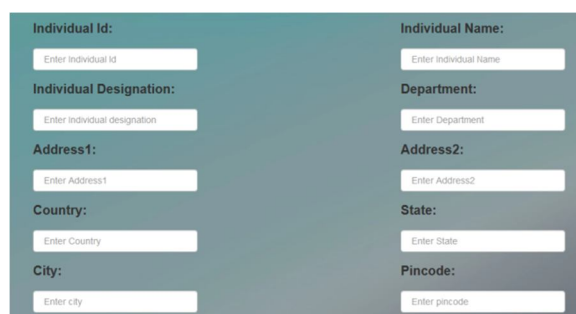


Fig. 3 Add Individual

#### D. Generate Address And Export Label Module

Group address can be generated by using group name and individual address can be generated by providing an individual I'd. While generating address of two or more groups, if an individual is present in more than one group application will asks Do you want A Duplicate address or not ? Confirmation message. Address are generated from the position specified by admin or the user.

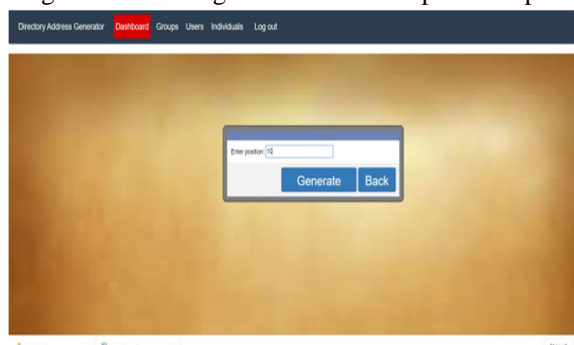


Fig.4 Address Generator



#### IV. CONCLUSIONS

The features for collecting the addresses of various individuals and placing them into various groups with the help of admin or the user to generate the address labels using those individuals have been successfully developed. "Directory Address Generator (DAG)" helps the two accessible subjects admin and the user who have all the functionalities same, but only differing in few functionalities where admin adds user to the application and also can deactivate any user or group or any individual. Both the admin and the user login to the application, they then add individuals information, place those individuals in any group if necessary to generalize and for further use. Later on these individuals are accessed by using their ID's and then their address proceeds to generate labels.

#### REFERENCES

- [1] Kevin Conti • Director, Communications Intelligence Pitney Bowes Business Insight
- [2] Anirudh Kadadi, Rajeev Agrawal, Christopher Nyamful, Rahman Atiq\* Department of Computer Systems Technology North Carolina A & T State University, Greensboro, NC, USA \*University of Arkansas at Pine Bluff, Pine Bluff, AR, USA
- [3] Lerdorf, Rasmus, Kevin Tatroe, and Peter MacIntyre. Programming Php. " O'Reilly Media, Inc.", 2006.
- [4] Vaswani, Vikram. How to do Everything with PHP & MySQL. McGraw-Hill/Osborne, 2005.





10.22214/IJRASET



45.98



IMPACT FACTOR:  
7.129



IMPACT FACTOR:  
7.429



# INTERNATIONAL JOURNAL FOR RESEARCH

IN APPLIED SCIENCE & ENGINEERING TECHNOLOGY

Call : 08813907089  (24\*7 Support on Whatsapp)