



# **iJRASET**

International Journal For Research in  
Applied Science and Engineering Technology



---

# **INTERNATIONAL JOURNAL FOR RESEARCH**

IN APPLIED SCIENCE & ENGINEERING TECHNOLOGY

---

**Volume: 4      Issue: VII      Month of publication: July 2016**

**DOI:**

**[www.ijraset.com](http://www.ijraset.com)**

**Call: ☎ 08813907089**

**E-mail ID: [ijraset@gmail.com](mailto:ijraset@gmail.com)**

# **Advanced Low Power CMOS Design to Reduce Power Consumption in CMOS Circuit for VLSI Design**

Pramoda N V

*Department of Electronics and Communication Engineering, MCE Hassan Karnataka India*

**Abstract:** *Low power has emerged as a principal theme in today's electronic industry. Energy efficiency is one of the most critical features of modern electronic systems designed for high speed and portable applications. Reduction of power consumption makes a device more reliable and efficient. The minimum amount of power consumption was a major driving force behind the development of CMOS technologies. As a outcome, CMOS technology are best known for low power consumption devices. However, for minimizing the power consumption of system or device, simply knowing that CMOS devices may consume less power than equivalent devices from other technologies does not help much. It is important to know not only how to calculate power consumption, but also to calculate how various factors such as input voltage level, input rise time, source leakage current, Gate current, Switching power, short-circuit power, power-dissipating capacitor, and output loading affect the power requirement of a device. This paper presents an energy efficient and eco-friendly technique for overcoming power consumption in CMOS devices, focusing on calculation of power-dissipation in various components and, finally, the determination of various ways to reduce the total power consumption in a CMOS device. This technique has less power dissipation when compared to the conventional CMOS design style also the proposed technique is advantageous in many of the low power digital circuit design applications.*

**Keywords:** *Low power, power dissipation, energy efficient, source leakage current, gate current, switching power, gate capacitance, power reduction.*

## **I. INTRODUCTION**

Power consumption is one of the most important issues in VLSI circuit design for which CMOS is the prominent technology. Today's focus on low power consumption is not only because of recent growing demands of mobile application but also for mobile battery powered electronic devices. Mobile industry itself provides path for innovation and potential for profitable jobs. Future progress in mobile electronics will depend on the development of inexpensive devices with complex functionality and long battery life. Even before mobile era power consumption was a major concern in all complex logic circuits. Even though many researchers proposed several energy efficient techniques they were not universally accepted. The aim of this paper is to show how devices circuits and architectures with in this design space may be optimized for minimum energy consumption. Traditional scaling of high performance FET's uses a combination of supply voltage( $V_{dd}$ ) and threshold voltage( $V_{th}$ ) reduction to accommodate both performance and power requirements, but rapid rise of sub threshold and gate leakage has placed limits on this scaling strategy. It's clear that the new strategies are necessary to address the power concerns in high performance devices.

## **II. THE HISTORY AND TREND OF POWER DESIPATION OF DIFFERENT COMPONENT OF CMOS**

For several decades Moore's law has served as a beacon to predict device density and its sub sequent power dissipation. According to Moore's law semiconductor transistor density and performance doubles for every 18 months. This prediction was done in 1970's the chip complexity chart below shows the trend in transistor integration on a single chip over more than the past two decades fig(1)

# International Journal for Research in Applied Science & Engineering Technology (IJRASET)

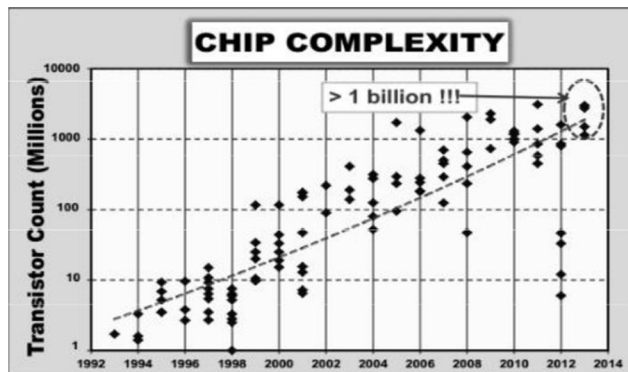


Fig1: Chip complexity and trend in transistor integration over more than 2 decades.

Power dissipation has propelled due to transistor scaling, chip transistor count and due to clock frequencies. Sophisticated strategies to lower leakage and manage voltage and variability have strengthened in total power consumption. Since power reduction is mandatory in each application the trend for adjusting near constant clock frequencies also continues as shown below in frequency trend plot. Fig(2)

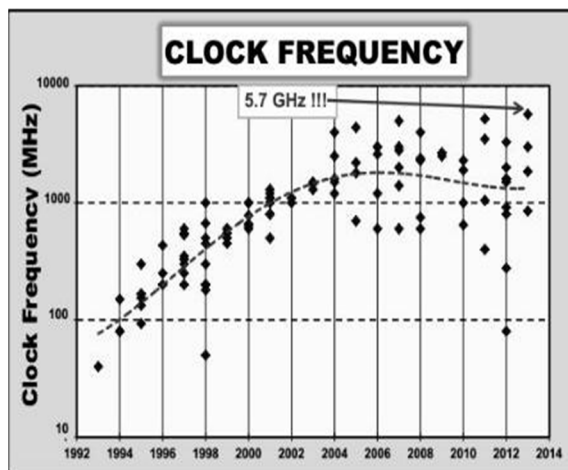
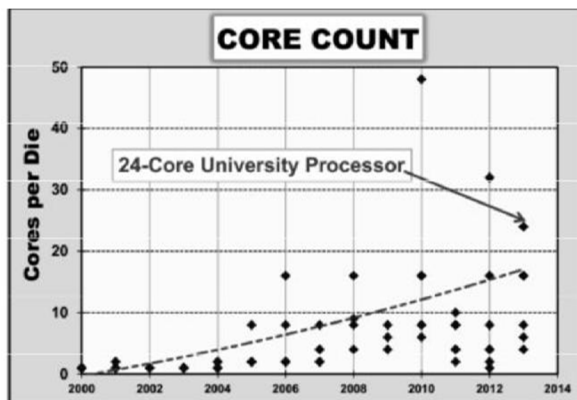


Fig2: Clock frequency Trend

Processors are choosing to trade off performance by reducing supply voltage. The performance loss due to voltage and clock frequency reduction is compensated by further increasing parallelism in the processor. As of today devices are having more than 8 core processors. The respective chart is given below. Fig (3)



Fig(3): core count

# International Journal for Research in Applied Science & Engineering Technology (IJRASET)

In addition to the trend to integrate more cores on a single chip and multiple die within a single package large cache integration was done as shown in fig(4)

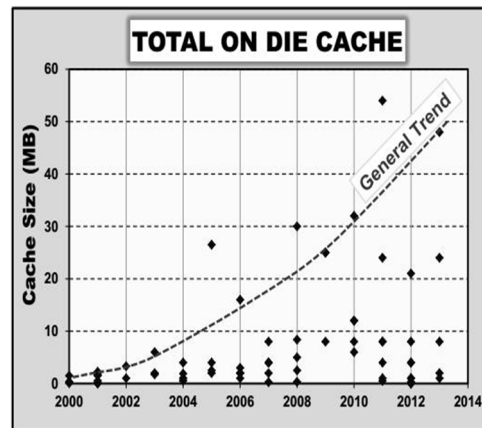


Fig (4): Cache capacity

In early electronics era power dissipation was very high since most of the devices contained only bipolar junction transistors this lead to the introduction of CMOS. The power dissipation comparison graph given below Fig(5)

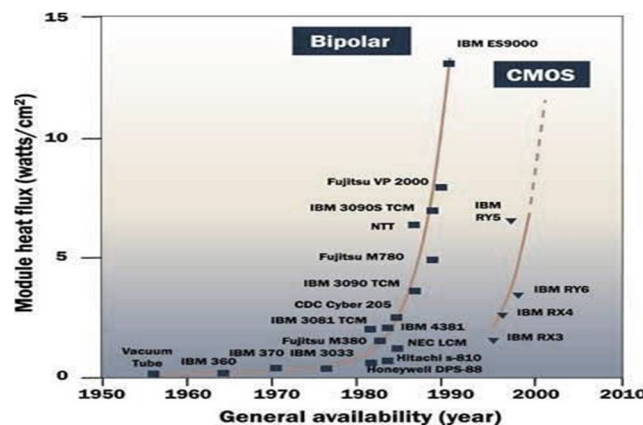


Fig (5): Comparison of CMOS and BJT's power dissipation.

## III. MECHANISMS OF POWER DESSIPATIONS

Mechanisms of power dissipation are divided into two classes: dynamic and static power dissipation. Dynamic dissipation of power mainly occurs operational mode of the circuit eg. When the circuit is performing some other operation on the data. Static power dissipation becomes an issue when circuit is in inactive mode.

### A. Dynamic Power Dissipation

It can be further divided into 3 major categories as: switched power dissipation, short circuit dissipation, and glitch power dissipation all these depends much on load capacitance, supply voltage and signal timing.

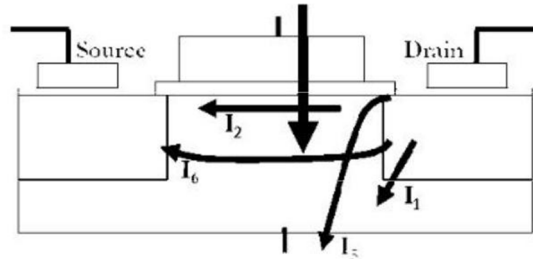
### B. Static Power Dissipation

Static power components becomes important when the circuits are at rest then in the circuits they are all biased to the specific state of the circuit.



## International Journal for Research in Applied Science & Engineering Technology (IJRASET)

- 1) *Leakage Power*: Leakage power as a fraction of total power increases when the clock frequency falls. Scaling down of FET's requires lowering threshold voltage, which in turn increases leakage power.



Fig(6): Leakage Power Component

- 2) *Junction Leakage*: The PN junctions between diffusion, substrate and well are all junction diodes. These are reverse biased as substrate is connected to ground and well is connected to Vdd. But reverse bias leads to small amount of current.

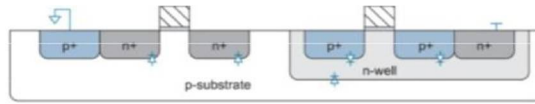


Fig (7): Junction leakage due to reverse biasing.

### IV. POWER REDUCTION TECHNIQUES FOR VARIOUS POWER DISSIPATING COMPONENTS

In the beginning of last decade, battery powered hand held devices evolved rapidly. This called for low power operation and lot of design methods on different hierarchy levels.

#### A. Voltage Scaling And Reduced Voltage Swing

Reducing the supply voltage is an attractive solution to reduce the power dissipation since both the switched and the short circuit power dissipation have a strong dependence on threshold voltage ( $V_{th}$ ). Another way of sustaining the throughput is to do an architectural voltage scaling.

#### B. Clock Frequency Reduction

Reducing the clock frequency is not as beneficial as reducing supply voltage. However many processors in now a days have different power down modes where the clock signal is inactive to block the application that are unused at that moment. This process is known clock gating which can be used in most cases as conjunction with other low power techniques.

#### C. Switched Capacitance Reduction

Reducing the switched capacitance is similar power efficient as reducing the clock frequency of the circuit. Many advanced techniques have been proposed to reduce the switched capacitance. The selection of logic style can significantly affect the critical capacitances.

The table below shows energy comparison by varying Vdd and frequency: Table1:

Voltage ( $V_{dd}$ )	Frequency (f)	Power ( $P_d$ )	Energy ( $E_d$ )
$V_{dd}$	$f_{max}$	$P_d$	$E_d$
$V_{dd}/2$	$f_{max}^*$	$P_d/4$	$E_d/4$
$V_{dd}/2$	$f_{max}/2$	$P_d/8$	$E_d/4$
$V_{dd}$	$f_{max}/2$	$P_d/2$	$E_d$

## International Journal for Research in Applied Science & Engineering Technology (IJRASET)

### D. Method To Modulate IS Leakages

We can reduce reverse IS leakage by varying the bias voltage both for high and low threshold voltage devices as given below

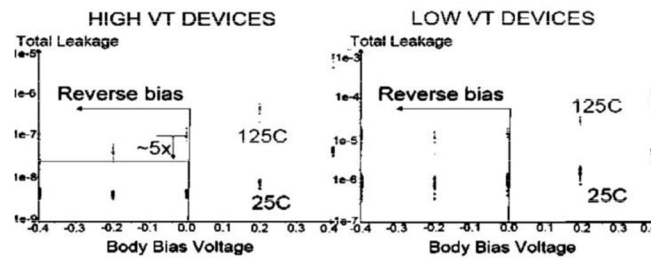


Fig (8): High and low Vth devices with respect to leakage current.

### E. Reducing Gate Leakage Using Nitrogen And High K

Gate current depends more on dielectric material concentration (K) and temperature. We can limit gate current leakage by scaling appropriate material by selective use of ultra-thin surface modification layers and increased nitrogen concentration. Optimized dielectric stack reduces threshold shift by 200 to 300mV. Leakage current variation is in the diagram and graph is the variation of gate voltage wrt capacitance density.

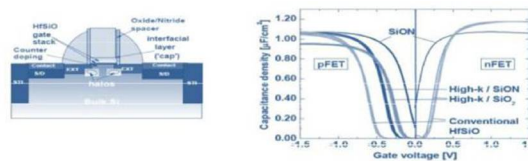


Fig (9): gate vtg v/s capacitance density

### F. Methods To Reduce Junction Leakages

Leakage modulation is primarily done at transistor doping level and band to band tunneling increases with doping levels.

## V. VLSI CIRCUIT DESIGN TECHNIQUES FOR LOW POWER

### A. Adiabatic Circuits

In adiabatic circuits power is reused instead of dissipating. It can be done by externally controlling length and shape of signal transitions. Diodes are not used in the design of adiabatic circuits because of thermodynamically irreversible in nature. MOSFET's are not switched on when there is a potential difference between source and drain voltages and should not be turned off when there is a small amount of current flow in the circuit.

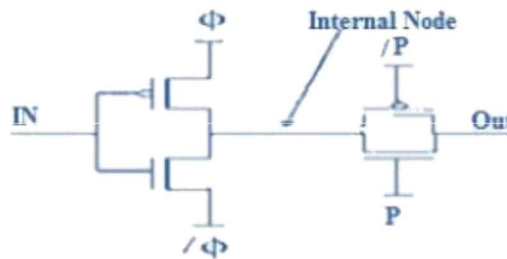


Fig (10): Adiabatic circuit- charge recovery logic

From the fig (10) /P and  $\phi$  are at Vdd similarly P and  $/\phi$  are at Vss. Pass gate P is turned off as soon as output is sampled.

### B. Logic Design For Low Power

## International Journal for Research in Applied Science & Engineering Technology (IJRASET)

In case of static CMOS circuits power dissipation due to short circuit current is about 10% of total power consumption. But in dynamic CMOS we eliminated this problem since there is no direct DC path from supply voltage to ground.

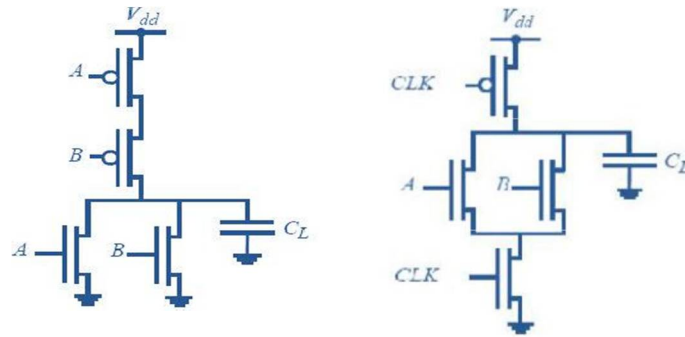


Fig (11.a) Static Circuit (NOR gate) Fig (11.b) Dynamic Circuit (NOR gate)

### C. Reducing Glitches

Glitches usually occurs when two parallel driving common gate arrive at different times. This leads to incorrect output before resulting the actual one. The glitches can be reduced by using buffer circuit as shown below.



Fig (12): Buffer circuits

### D. Logic Level Power Optimization

Power optimization is done by adjusting the parameters such as supply voltage and size of the gates path equalization by using buffer insertion, remapping transformation where high active node is removed and replaced by new mapping onto an AND or OR gate.

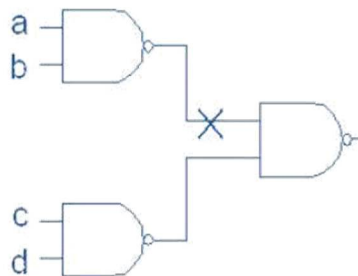


Fig (13): Remapping transformation

In the fig 'X' indicates high active node

### E. Standby Mode Leakage Supression

Leakage power originates from substrate currents and sub threshold leakages. Multiple treshold and variable treshold circuit techniques are often used to meet leakage power constraints.

### F. Variable Body Biasing

Variable threshold dynamically control threshold voltage of transistors through substrate biasing and hence overcome shortcoming associated with multi threshold design circuits. This can be used only when variable threshold circuit is in standby mode and in the circuits NMOS is negatively biased where as PMOS positively biased to reach  $V_{th}$ .

## International Journal for Research in Applied Science & Engineering Technology (IJRASET)

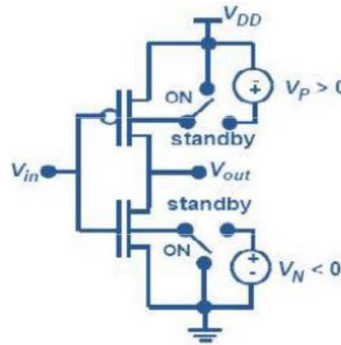


Fig (14): Variable body biasing.

When circuit is in standby mode both the MOS's are biased by third supply voltage to increase  $V_{th}$  as shown in the fig (14).

### G. Sleep Transistors

Sleep transistors are high threshold voltage transistors connected in series with low  $V_{th}$  devices. When low  $V_{th}$  devices are ON sleep transistors will also be ON resulting normal operation. Since high  $V_{th}$  in series with low  $V_{th}$  leakage power is measured across high  $V_{th}$  devices thus resulting in lowering the static power dissipation.

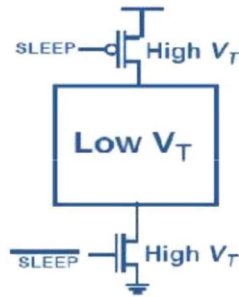


Fig (15): Sleep transistors

### H. Short Circuit Power Suppression

When pairs of PMOS and NMOS transistors are conducting simultaneously it leads to short circuit current then into short circuit power. The methods to reduce short circuit losses is to keep the input and output rise or fall time same. If  $V_{dd} < V_{tn} + |V_{tp}|$  then short circuit power can be eliminated. Similarly when load capacitance is very large output fall time is larger in comparison with input rise time then drain-source voltage of PMOS will be zero thus short circuit power also zero.

## VI. A LOOK AT THE FUTURE

With what technologies we have today it is better to take some projection for next 10 years. If no steps have been taken in the circuit design technology then power dissipation will be bottleneck in chip design industries. As chip size reduces power dissipation should be in the managing limit so that chip will be reliable.

## VII. CONCLUSION

Power consumption is associated with load capacitance, operation frequency, clock speed, supply voltage, threshold voltage, gate current and other factors like input and output rise time, output loading affect. Reduction of any of these is beneficial and provides economic, reliable circuits extended battery life of the electronic devices and helps to overcome problem associated with high temperature and need of heat sinks.

## REFERENCES

- [1] International Journal of Advance Research in Computer and Communication Engineering Vol.3 rd issue 2014
- [2] Chu, R.C., Simons, R.E., and Chrysler, G.M., "Experimental Investigation of an Enhanced Thermo syphon Heat Loop for Cooling of a High Performance



## International Journal for Research in Applied Science & Engineering Technology (IJRASET)

- Electronics Module,” Proceedings of the 15th IEEE Semiconductor Thermal Measurement and Management Symposium
- [3] S.Samanta“ Power Efficient VLSI Inverter Design using Adiabatic Logic and Estimation of Power dissipation using VLSIEDA Tool” Special issue of International Journal of computer communication Technology.vol 2.issue 2,3,4.pp300-303. 2010.
- [4] John P Uyemure “Introduction to



10.22214/IJRASET



45.98



IMPACT FACTOR:  
7.129



IMPACT FACTOR:  
7.429



# INTERNATIONAL JOURNAL FOR RESEARCH

IN APPLIED SCIENCE & ENGINEERING TECHNOLOGY

Call : 08813907089  (24\*7 Support on Whatsapp)