



iJRASET

International Journal For Research in
Applied Science and Engineering Technology



INTERNATIONAL JOURNAL FOR RESEARCH

IN APPLIED SCIENCE & ENGINEERING TECHNOLOGY

Volume: 1

Issue: III

Month of publication: October 2013

DOI:

www.ijraset.com

Call: ☎ 08813907089

E-mail ID: ijraset@gmail.com

INTERNATIONAL JOURNAL FOR RESEARCH IN APPLIED SCIENCE AND ENGINEERING TECHNOLOGY (IJRASET)

Edge Detection using Memetic Algorithm

Shivani Rathi*, Mr. Pawan Dahiya ,Mr. Pradeep Kumar,

Abstract: Edge detection is one of the open issues in image processing. GA, inspired by biological evolution has been typically used for addressing this problem. MA, inspired by biological and / or social evolution, having been tried successfully for many optimization problems, is yet to be tried for this typical problem. Experimental results show the feasibility of the approach in identifying edges in an image. With suitable parameter values, the algorithm was able to successfully identify edges in the test image. It must be noted that the appropriate parameter values depend on the nature of the image, and thus, may vary per application. Experimental result shows that memetic algorithm is slightly superior for finding edges in comparison of genetic algorithm because search technique is incorporated in genetic algorithm and the solution space is better searched. Result indicates that memetic algorithm is extremely powerful technique for edge detection.

I. INTRODUCTION

Detection of edge is a terminology in image processing and computer vision particularly in the areas of feature detection and extraction to refer to the algorithms which aims at identifying points in a digital image at which the image brightness changes sharply or more formally has discontinuities. The need of edge detection is to find the discontinuities in depth, discontinuities in surface orientation, changes in material properties and variations in scene illumination.

Detection of edge is a critical element in image processing since edges contain a major function of image information [3]. It is a fundamental tool, which is commonly used in many image processing applications to obtain information from images and frames [4]. The separation of the image into object and background is a critical step in image interpretation [5]. An edge may be regarded as boundary between two dissimilar regions in an image. Edge detection is a terminology in image processing and computer vision, particularly in areas of feature detection and feature extraction.

Edge detection refers to the process of identifying and locating sharp discontinuities in an image. The techniques and analyze the performance of the various techniques in different conditions. Discontinuities are abrupt changes in pixel intensity which characterize boundaries of objects in a scene.

Classical methods of edge detection involve convolving the image with an operator (a 2-D filter), which is constructed to be sensitive to large gradients in the image while returning values of zero in uniform regions. There are an extremely large number of edge detection operators available,




Figure 1.1: Edge Detection [2]

INTERNATIONAL JOURNAL FOR RESEARCH IN APPLIED SCIENCE AND ENGINEERING TECHNOLOGY (IJRASET)

each designed to be sensitive to certain types of edges. Variables involved in the selection of an edge detection operator include Edge orientation, Noise environment and Edge structure. The geometry of the operator determines a characteristic direction in which it is most sensitive to edges. Operators can be optimized to look for horizontal, vertical or diagonal edges. Edge detection is difficult in noisy images, since both the noise and the edges contain high frequency content. Attempts to reduce the noise result in blurred and distorted edges. Operators used on noisy images are typically larger in scope, so they can average enough data to discount localized noisy pixels. This results in less accurate localization of the detected edges. Not all edges involve a step change in intensity.

recognition. From a pixel level perspective, edges can be viewed as the regions of an image where the image values undergo a sharp variation. Normally, such regions form lines, curves and contours, which represent outlines of solid objects, marks on surfaces, and shadows. Moreover, line drawings are common and suggestive images for humans. Notice that image noise too causes intensity variations. Noise is among the most significant obstacles of edge detection. Another factor that complicates the edge detecting operation is digitization. A wide edge in a digital image would have the appearance of a staircase, and might be interpreted as multiple edges.

Edges are places in the image with strong intensity contrast. Edges often occur at image locations representing object boundaries; edge detection is extensively used in image segmentation when we want to divide the image into areas corresponding to different objects. Representing an image by its edges has the further advantage that the amount of data is reduced significantly while retaining most of the image information.

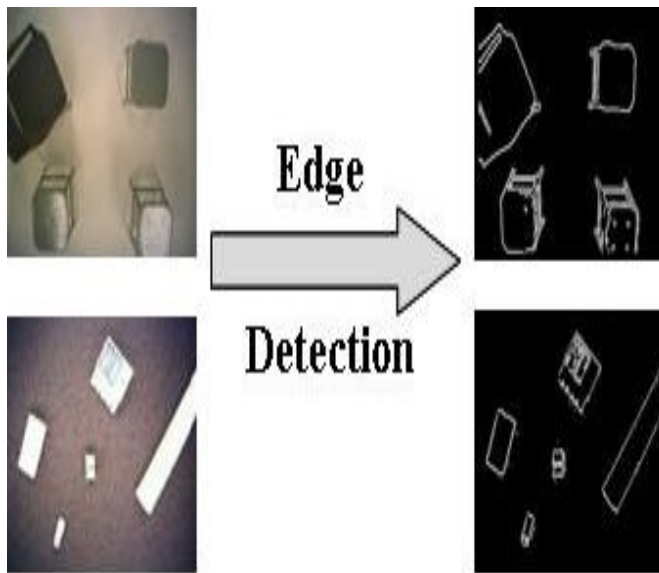


Figure 1.2: Edge detection [6]

Edges in an image provide a representation of object boundaries within that image. Therefore, edge detection is an essential component in many computer image processing operations such as stereopsis, calibration, motion analysis and

II. EXPERIMENT

A. Objective

Image processing usually refers to digital image processing. The acquisition of images is referred to as imaging. The typical objectives of edge detection are as under:

- Make an image better, i.e., image sharpening and image restoration.
- Measure the interesting objects in an image: Pattern measurement.

INTERNATIONAL JOURNAL FOR RESEARCH IN APPLIED SCIENCE AND ENGINEERING TECHNOLOGY (IJRASET)

- Distinguish or recognize the objects in an image, i.e., image recognition or image understanding.
- Search for the image of interest, i.e., image retrieval.
- To see objects which are not seen, i.e., visualization.

In addition to these standard objectives of edge detection, the current work is also going to meet the following objectives:

- Application of evolutionary techniques (GA, MA, etc.) for edge detection problem.
- Comparison of these techniques keeping the parameters same.

B. Problem Formulation

Edge detection is used to identify the edges in an image, i.e., a technique for marking sharp intensity changes, and is important in further analyzing image content. Traditional edge detection approaches always result in broken pieces, possibly the loss of some important edges.

The purpose of detecting sharp changes in image brightness is to capture important events and changes in properties of the world. It can be that under general assumptions for an image formation model, discontinuities in image brightness are likely to correspond to:

- discontinuities in depth,
- discontinuities in surface orientation,
- changes in material properties and
- Variations in scene illumination.

In the ideal case, the result of applying an edge detector to an image may lead to a set of connected curves that indicate the boundaries of objects, the boundaries of surface markings as well as curves that correspond to discontinuities in surface orientation. In an image, an edge is a curve that follows a path of rapid change in image intensity. Edges are often associated with the boundaries of objects in a scene.

An edge detection algorithm to an image may significantly reduce the amount of data to be processed and may filter out information that may be regarded as less relevant, while preserving the important structural properties of an image. If the edge detection step is successful, the subsequent task of interpreting the information contents in the original image may be substantially simplified.

III COMPARISON AND RESULTS

In this paper we optimize response of an edge detection using memetic algorithm (MA). The experimental result clearly indicates that MA gives better result as compared to GA for edge detection.

In the current work, problem formulation for ED as discussed in chapter 3 is addressed by two of the evolutionary computation techniques GA & MA. The typical parameters taken for this work are derived from the experimental study of different researchers for similar kind of problem and are as under:

Standard parameters of GA are as under:

Number of generations, $N = 1000$

Population size, $N = 100$,

INTERNATIONAL JOURNAL FOR RESEARCH IN APPLIED SCIENCE AND ENGINEERING TECHNOLOGY (IJRASET)

Probability of crossover (P_c) = 0.4,

Probability of mutation (P_m) = 0.003.

Then Different parameters of MA are as under:

Number of generations, $N = 100$,

Population size, $N = 100$,

Probability of crossover (P_c) = 0.4,

Probability of mutation (P_m) = 0.003,

Probability of local search (P_{ls}) = 0.1

5.2 Comparison

Here we are taking a gray scale test image of a photographer and then compare the edge detection technique using GA and MA resp.



Figure 5.1: Gray Scale Test Image




Figure5.2:Edge Image using GA-based Optimization.



Figure5.3: Edge Image using MA-based Optimization

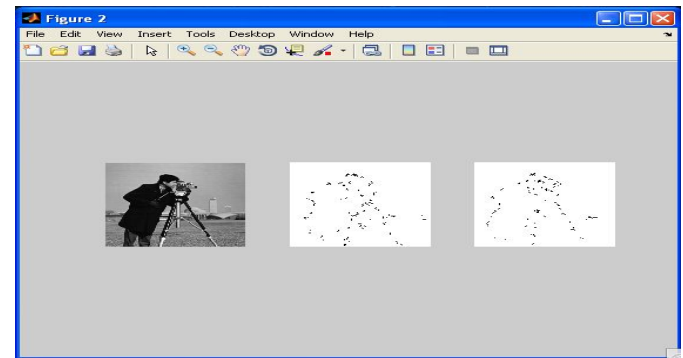


Figure5.4: Comparison.

5.3 Results

From the above figure it is concluded that Memetic Algorithm for finding edges is more robust and effective than finding edges for genetic algorithm. The figure 5.4 confirms the above said statement. The genetic operators (selection,

INTERNATIONAL JOURNAL FOR RESEARCH IN APPLIED SCIENCE AND ENGINEERING TECHNOLOGY (IJRASET)

crossover, mutation etc.) are good enough to find the edges of any image. However, the addition of local search operator refines the results. The extent of refinement is limited as the local search operator needs to be judiciously applied as it makes the algorithm more complex in terms of time and there is every possibility that the algorithm may become sluggish.

IV. CONCLUSION

Edge detection is one of the open issues in image processing. GA, inspired by biological evolution has been typically used for addressing this problem. MA, inspired by biological and / or social evolution, having been tried successfully for many optimization problems, is yet to be tried for this typical problem. Experimental results show the feasibility of the approach in identifying edges in an image. With suitable parameter values, the algorithm was able to successfully identify edges in the test image. It must be noted that the appropriate parameter values depend on the nature of the image, and thus, may vary per application. Our experimental result shows that the memetic algorithm is slightly superior for finding edges in comparison to the genetic algorithm because the search technique is incorporated in the genetic algorithm and the solution space is better searched. Results indicate that the memetic algorithm is an extremely powerful technique for edge detection.

The proposed work can also be a template and ready reference for a novice researcher in the field of image processing to use MA for other problems in image processing field.

FUTURE DIRECTION

We intend to extend our work described in this paper in the following areas: (i) parallelization of the MA based approach to edge detection, (ii) The results of above evolutionary technique compared with different techniques gives a clear cut idea in interpretation (iii) Then the parameters of the GA and MA may be fine tuned after experimentation for further improving the results.

In conclusion, we feel that memetic algorithm-based optimization techniques have a major role to play in image processing and computer vision. With the use of suitable parallel hardware, memetic algorithms can be used to design robust processing techniques for most vision applications.

REFERENCES

- [1] E. Argyle. "Techniques for edge detection," Proc. IEEE, vol. 59, pp. 285-286, 1971.
- [2] <http://images.gamedev.net/features/programming/imageproc/image008.jpg>.
- [3] Mohamed Roushdy, "Comparative Study of Edge detection Algorithms Applying on Gray scale Noisy image using Morphological Filter", GVIP Journal , Volume 6, Issue 4, December ,2006.
- [4] T.A. Mohmoud ;S.Marshall, "Edge-Detected Guided Morphological Filter For Image sharpening", Hindawi Publishing Corporation EURASIP Journal on image and video Processing volume 2008.

INTERNATIONAL JOURNAL FOR RESEARCH IN APPLIED SCIENCE AND ENGINEERING TECHNOLOGY (IJRASET)

- [5] S.Lakshmi,Dr. V .Sankaranarayanan, "A study of Edge Detection Techniques for Segmentation Computing Approaches", IJCA special issue on " Computer Aided Soft Computing Techniques for imaging and Biomedical Applications"CASCT.
- [6]<http://www.adac.ncsu.edu/projects/Edge%20Detection/Images/EdgeDetection.JPG>.
- [7]"Global Optimization Algorithms Theory and Application" Thomas Weise second edition Version: 2009-06-26,pg 21-23,40-42.
- [8]Moscato, P. (1989). "On Evolution, Search, Optimization, Genetic Algorithms and Martial Arts: Towards Memetic Algorithms". Caltech Concurrent Computation Program (report 826) pp 31-42.
- [9] "Optimum Design of Balanced Surface Acoustic Wave Filters using DE and GA" Tagawa in 2008 978-1-4244-2959-2/09/c 2008 IEEE,pp 462-468.
- [10]Banzhaf, W.,Nordin, P.Keller, R.E., and Francone, F.D. (1998), Genetic Programming: "An Introduction: On the Automatic Evolution of Computer Programs and Its Applications".Computers and Operations Research 13, 533-549.
- [12] Glover, F. (1989a). "Tabu Search - Part I," ORSA Journal on Computing, 1(3), 190- 206.
- [13] Glover, F. (1990b). "Tabu Search: A Tutorial," Interfaces, Vol. 20, No. 1, 74-94,july-august 1990.
- [14] Gendreau, M. (2002), "Recent Advances in Tabu Search", in Essays and Surveys in Metaheuristics, C.C. Ribeiro and P. Hansen (eds.), Kluwer Academic Publishers, pp. 369-377.
- [15] Glover, F. (1990a). "Tabu Search-Part II," ORSA Journal on Computing, 2, 4-32.
- [16] Glover, F(1995) "Tabu search fundamentals and uses" C. Reeves, ed., Blackwell Scientific Publishing 5- 17.
- [17] Battiti, R. and G. Tecchiolli (1994), "The Reactive Tabu Search", ORSA Journal on Computing 6, 126-140.
- [18] Glover, F. (1989b). "Candidate List Strategies and Tabu Search," CAAI Research Report, University of Colorado, Boulder, July.
- [19] Glover, F. and M. Laguna (1993). "Tabu Search," Modern Heuristic Techniques for Combinatorial Problems", C. Reeves, ed., Blackwell Scientific Publishing, 70-141.
- [20] Lee, K. S. and Geem, Z. W."A new structural optimization method, based on harmony searchalgorithm"april, 2004,pp 781-798, vol.82,Maryland.
- [21]Beni, G., Wang, J. "Swarm Intelligence in Cellular Robotic Systems", Proceed. NATO Advanced Workshop on Robots and Biological Systems, Tuscany, Italy, June 26-30 (1989).
- [22] Kennedy, J.; Eberhart, R. (1995). "Particle Swarm Optimization".Proceedings of IEEE International Conference on Neural Networks. IV. pp. 1942-1948.

INTERNATIONAL JOURNAL FOR RESEARCH IN APPLIED SCIENCE AND ENGINEERING TECHNOLOGY (IJRASET)

- [23] Shi, Y.; Eberhart, R.C. (1998). "A modified particle swarm optimizer". Proceedings of IEEE International Conference on Evolutionary Computation. pp. 69-73.
- [24] Hamed Shah-Hosseini, "The intelligent water drops algorithms: a nature-inspired swarm-based optimization algorithm" International Journal of Bio-Inspired Computation (IJBIC), vol. 1, 2009.
- [25] A. Coloni, M. Dorigo et V. Maniezzo, "Distributed Optimization by Ant Colonies", actes de la première conférence, Paris, France, Elsevier Publishing, 134-142, 1999. Events", European Journal of Operations Research, 99, 89-112.
- [26] Moscato, P. (1989). "On Evolution, Search, Optimization, Genetic Algorithms and Martial Arts: Towards Memetic Algorithms". Caltech Concurrent Computation Program (report 826) pp 31-42.
- [27] D. Ziou and S. Tabbone (1998) "Edge detection techniques: An overview", International Journal of Pattern Recognition and Image Analysis, 8(4):537-559, 1998.
- [28] Heung-Soo Kim, Jong-Hwan Kim., "A Two-step detection algorithm from the intersecting chords". Pattern Recognition Letters.2001, 22:787-798.
- [29] M.B. Ahmad and T.S. Choi, "Local Threshold and Boolean Function Based Edge Detection", IEEE Transactions on Consumer Electronics, Vol. 45, No 3. August 1999.
- [30] "Edge detection" (Trucco, Chapt 4 AND Jain et al., Chapt 5).
- [31] T.M.Mahmoud and S.Marshall, "Edge -Detected Guided Morphological Filter for Image Sharpening" in the EURASIP Journal on Image and Video Processing, 2008.
- [32] J.Canny, "A Computational Approach to Edge Detection", IEEE PAMI, VOL.8,NO.6, 1986.
- [33] V.S. Nalwa and T.S. Binford, "On Detecting Edge", IEEE Trans. PAMI. VOL. 8,NO. 6, 1986.
- [34] http://en.wikipedia.org/wiki/Sobel_operator
- [35] http://en.wikipedia.org/wiki/Prewitt_operator
- [36] Machine Perception of Three-Dimensional Solids Massachusetts Institued of Technology Lincoln Laboratory Lawrence G. Roberts 22 May 1963, Reissued May 1965.
- [37] LS. Davis, "A survey of edge detection techniques", Computer Graphics and Image Processing", vol 4, no. 3, pp 248-260, 1975.
- [38] http://en.wikipedia.org/wiki/Roberts_Cross
- [39] Marr, D., and Hildreth, E. "Theory of Edge Detection," Proceedings of the Royal Society London 207 (1980) 187-217.
- [40] F. Bergholm. "Edge focusing," in Proc. 8th Int. Conf. Pattern Recognition, Paris, France, 1986.
- [41] Haralick, R. M., and Shapiro, L. G. "Computer and Robot Vision", vol.1(MA: Wesley, 1992).
- [42] Jean Ponce, "Lecture 26: "Edge Detection II", 12/2/2004.
- [43] <http://euclid.ii.metu.edu.tr/~ion528/demo/lectures/6/3/>
-

INTERNATIONAL JOURNAL FOR RESEARCH IN APPLIED SCIENCE AND ENGINEERING TECHNOLOGY (IJRASET)

- [44] J. Babaud, A. P. Witkin, M. Baudin, and R. O. Duda, "Uniqueness of the Gaussian kernel for scale-space filtering," *IEEE Trans. Pattern Anal. Machine Intell.*, vol. PAMI-8, pp. 26–33, Jan. 1986.
- [45] http://en.wikipedia.org/wiki/Canny_edge_detector
- [46] R. Owens, "Lecture 6", *Computer Vision IT412*, 10/29/1997.
- [47] R. A. Kirsch. "Computer determination of the constituent structure of biomedical images". *Comput. Eiorned. Res.*, vol. 4, pp. 315-328, 1971.
- [48] M. H. Hueckel. "A local visual operator which recognizes edges and line". *J. ACM*, vol. 20, no. 4, pp. 634-647, Oct. 1973.
- [49] Y. Yakimovsky, "Boundary and object detection in real world images". *JACM*, vol. 23, no. 4, pp. 598-619, Oct. 1976
- Raman Maini& Dr. Himanshu Aggarwal *International Journal of Image Processing*.
- [50] A. Yuille and T. A. Poggio. "Scaling theorems for zero crossings". *IEEE Trans. Pattern Anal. Machine Intell.*, vol. PAMI-8, no. 1, pp. 187-163, Jan. 1986.
- [51] D. Marr and E. Hildreth. "Theory of Edge Detection". *Proceedings of the Royal Society of London. Series B, Biological Sciences*. Vol. 207, No. 1167. (29 February 1980), pp. 187-217.
- [52] M. Heath, S. Sarkar, T. Sanocki, and K.W. Bowyer. "A Robust Visual Method for Assessing the Relative Performance of Edge Detection Algorithms". *IEEE Trans. Pattern Analysis and Machine Intelligence*, vol. 19 no. 12, pp. 1338-1359, Dec. 1997.
- [53] M. Heath, S. Sarkar, T. Sanocki, and K.W. Bowyer. "Comparison of Edge Detectors: A Methodology and Initial Study". *Computer Vision and Image Understanding*, vol. 69, no. 1, pp. 38-54.
- [54] M.C. Shin, D. Goldgof, and K.W. Bowyer. "Comparison of Edge Detector Performance through Use in an Object Recognition Task". *Computer Vision and Image Understanding*, vol. 84, no. 1, pp. 160-178, Oct. 2001.
- [55] T. Peli and D. Malah. "A Study of Edge Detection Algorithms". *Computer Graphics and Image Processing*, vol. 20, pp. 1-21, 1982.
- [56] R. A. Kirsch. "Computer determination of the constituent structure of biomedical images". *Comput. Eiorned. Res.*, vol. 4, pp. 315-328, 1971.
- [57] T. Peli and D. Malah. "A Study of Edge Detection Algorithms". *Computer Graphics and Image Processing*, vol. 20, pp. 1-21, 1982.
- [58] Tom N. Cornsweet, "Visual Perception", New York : Academic Press, 1970.
- [59] A. Jain, "Fundamentals of Digital Image Processing", Prentice Hall Inc, 1989.
- [60] R.C. Gonzalez and R.E. Woods, "Digital image Processing", Addison-Wesley
-

INTERNATIONAL JOURNAL FOR RESEARCH IN APPLIED SCIENCE AND ENGINEERING TECHNOLOGY (IJRASET)

Publishing Company, 1992, second edition.

[61] Applied Mathematical Sciences, Vol. 2, 2008, no. 31, 1507 – 1520 “Edge Detection Techniques: Evaluations and Comparisons”.

[62] IEEE SIGNAL PROCESSING LETTERS, VOL. 14, NO. 5, MAY 2007 “The Fast Multilevel Fuzzy Edge Detection of Blurry Images” Jinbo Wu, Zhouping Yin, and Youlun Xiong.

[63] “Mathematical-morphology-based edge detectors for detection of thin edges in low-contrast regions” J.-A. Jiang, C.-L. Chuang, Y.-L. Lu and C.-S. Fahn.

[64] 2009 International Conference on Industrial and Information Systems “Research of The Fast Algorithm of Edge Detection for Microscopic Images based on First Order Differential Coefficient” LI Ji, LI Weiying, ZHANG Wei, GUO Tao, ZHAO Yani.

[65] IEEE TRANSACTIONS ON INSTRUMENTATION AND MEASUREMENT, VOL. 61, NO. 5, MAY 2012 “An Autoadaptive Edge-Detection Algorithm for Flame and Fire Image Processing” Tian Qiu, Yong Yan, Fellow, IEEE, and Gang Lu, Senior Member, IEEE.

[66] Manisha Kaushal et al. / International Journal of Engineering Science and Technology Vol. 2(6), 2010, 2077-2082 “Adaptive Thresholding for Edge Detection in Gray Scale Images” Manisha Kaushal¹, Arjan Singh², Baljit Singh³.

[67] International Journal of Image Processing (IJIP), Volume (3): Issue (1) 1 “Study and Comparison of Various Image Edge Detection Techniques”.

[68] IJCST Vol. 2, Issue 2, June 2011 “Various Methods for Edge Detection in Digital Image Processing”.

[69] “Novel Edge Detection Paradigm” BY Imran Touqir 2005-PhD-Elect-O7 Department of Electrical Engineering University of Engineering & Technology Lahore – Pakistan 2008.

[70] Dawkins, Richard (1989), *The Selfish Gene* (2 ed.), Oxford University Press, p. 192, ISBN 0-19-286092-5, "We need a name for the new replicator, a noun that conveys the idea of a unit of cultural transmission, or a unit of imitation. 'Mimeme' comes from a suitable Greek root, but I want a monosyllable that sounds a bit like 'gene'. I hope my classicist friends will forgive me if I abbreviate mimeme to meme. If it is any consolation, it could alternatively be thought of as being related to 'memory', or to the French word *même*. It should be pronounced to rhyme with 'cream'."

[71] Graham, Gordon (2002), *Genes: a philosophical inquiry*, New York: Routledge, p. 196, ISBN 0-415-25257-1.

[72] “The American Heritage Dictionary of the English Language: Fourth Edition”, 2000.

[73] McNamara A (2011) Can we measure memes?. *Front. Evol. Neurosci.* 3:1. doi: 10.3389/fnevo.2011.00001.

INTERNATIONAL JOURNAL FOR RESEARCH IN APPLIED SCIENCE AND ENGINEERING TECHNOLOGY (IJRASET)

- [74] Dawkins, Richard (1989), "11. Memes: the new replicators", *The Selfish Gene* (2nd ed., new ed.), Oxford: Oxford University Press, p. 368, ISBN 0-19-217773-7p. 352.
- [75] Wilkins, John S. (1998), "What's in a Meme? Reflections from the perspective of the history and philosophy of evolutionary biology", *Journal of Memetics* 2.FF
- [76] Blackmore, Susan J. (1999), *The meme machine*, Oxford [Oxfordshire]: Oxford University Press (published 1999-04-08), p. 288, ISBN 0-19-850365-2 [trade paperback ISBN 0-9658817-8-4 (1999), ISBN 0-19-286212-X (2000)].
- [77] Wilson, Edward O. (1998), *Consilience: the unity of knowledge*, New York: Knopf, p. 352, ISBN 0-679-45077-7.
- [78] "Mutation, Selection, And Vertical Transmission Of Theistic Memes In Religious Canons" in *Journal of Memetics - Evolutionary Models of Information Transmission*, Volume 5, Issue 1, 2001. Online version retrieved 2008-01-27.
- [79] Nikos Salingaros: "Theory of Architecture, chapter 12: Architectural memes in a universe of information", ISBN 3-937954-07-4, Umbau-Verlag, 2006, 2008, pages 243 and 260.
- [80] "Meme Maps: A Tool for Configuring Memes in Time and Space" John Paull, Fenner School of Environment and Society, Australian National University Canberra, Australia.
- [81] Burman, J. T. (2012). "The misunderstanding of memes: Biography of an unscientific object", 1976–1999. *Perspectives on Science*, 20(1), 75-104. [1] doi:10.1162/POSC_a_00057.
- [82] Discussion between Jeremy Burman and Tim Tyler, "Was there a misunderstanding of memes?" On Memetics.
- [83] Dawkins, Richard (1983). "Universal Darwinism". In Bendall, D. S. "Evolution from molecules to man". Cambridge University Press.
- [84] bMoscato, P. (1989). "On Evolution, Search, Optimization, Genetic Algorithms and Martial Arts: Towards Memetic Algorithms". Caltech Concurrent Computation Program.
- [85] Krasnogor N. (1999). "Coevolution of genes and memes in memetic algorithms". Graduate Student Workshop: 371.
- [86] Smith J. E. (2007). "Coevolving Memetic Algorithms: A Review and Progress Report". *IEEE Transactions on Systems Man and Cybernetics - Part B* 37 (1): 6–17. DOI:10.1109/TSMCB.2006.883273.
- [87] <http://www.nd.com/products/genetic/selection.htm>
- [88] <http://www.nd.com/products/genetic/crossover.htm>
- [89] <http://www.nd.com/products/genetic/mutation.htm>
- [90] P.B Shola (2003), "Logic and Program Verification and Development", pp 82.
- [91] H.A. Abbass, "An evolutionary artificial neural networks approach for breast cancer diagnosis, *Artificial Intelligence in Medicine*" 25 (3) (2002) 265–281. F. Neri, C. Cotta / *Swarm and Evolutionary Computation* 2 (2012).

INTERNATIONAL JOURNAL FOR RESEARCH IN APPLIED SCIENCE AND ENGINEERING TECHNOLOGY (IJRASET)

- [92] J.Y.-S. Ong, M.-H.Lim, X. Chen, "Memetic computation- past, present and future," IEEE Computational Intelligence Magazine 5 (2) (2010) 24–31.
- [93] C.H. Papadimitriou, K. Steiglitz, "Combinatorial Optimization: Algorithms and Complexity", Prentice-Hall, 1982.
- [94] A. Caponio, A. Kononova, F. Neri, "Differential evolution with scale factor local search for large scale problems", in: Y. Tenne, C.-K. Goh (Eds.), "Computational Intelligence in Expensive Optimization Problems", in: "Studies in Evolutionary Learning and Optimization", vol. 2, Springer-Verlag, 2010.
- [95] B. Liu, H. Ma, X. Zhang, Y. Zhou, 2007, "A memetic co-evolutionary differential evolution algorithm for constrained optimization", in: [228], pp. 2996–3002.
- [96] J. Knowles, D. Corne, M-PAES: "A memetic algorithm for multiobjective optimization", in: CEC 2000, IEEE Press, San Diego CA, 2000, pp. 325–332.
- [97] Y. Jin, J. Branke, "Evolutionary optimization in uncertain environments survey", IEEE Transactions on Evolutionary Computation 9 (3) (2005) 303–317.
- 6), {L393-L398}.
- [98] Ozcan, E., and Mohan, C. "Steady state memetic algorithm for partial shape matching. In Evolutionary Programming" VII (1998), V. Porto, N. Saravanan, and D. Waagen, Eds., vol. 1447 of Lecture Notes in Computer Science, Springer, Berlin.
- [98] Burke, E., and Smith, A. "A memetic algorithm for the maintenance scheduling problem". In Proceedings of the ICONIP/ANZIIS/ANNES '97 Conference (Dunedin, New Zealand, 1997).
- [99] Krishna, K., and Narasimha-Murty, M. "Genetic k-means algorithm". IEEE Transactions on Systems, Man and Cybernetics, Part B (Cybernetics) 29, 3 (1999), {433-439}.
- [100] Yeh, I. "Hybrid genetic algorithms for optimization of truss structures". Computer Aided Civil and Infrastructure Engineering 14, 3 (1999), {199-206}.
- [101] Doll, R., and VanHove, M. "Global optimization in LEED structure determination using genetic algorithms". Surface Science 355, 1-3 (1999)



10.22214/IJRASET



45.98



IMPACT FACTOR:
7.129



IMPACT FACTOR:
7.429



INTERNATIONAL JOURNAL FOR RESEARCH

IN APPLIED SCIENCE & ENGINEERING TECHNOLOGY

Call : 08813907089  (24*7 Support on Whatsapp)