



iJRASET

International Journal For Research in
Applied Science and Engineering Technology



INTERNATIONAL JOURNAL FOR RESEARCH

IN APPLIED SCIENCE & ENGINEERING TECHNOLOGY

Volume: 5 Issue: VI Month of publication: June 2017

DOI:

www.ijraset.com

Call: ☎ 08813907089

E-mail ID: ijraset@gmail.com

A Novel Attraction Segregation based Image Compression Technique

Sarthak Tandon¹, Aditya Chellam², Chandan Kesarwani³

^{1,2,3} School of Computer Science and Engineering, VIT University, Vellore, India

Abstract: Digital pictures need sizable amounts of bits to represent them and in their canonical illustration, usually contain important quantity of redundancy. Compression techniques scale back the amounts of bits needed to represent a picture by taking advantage of those redundancies. To beat this redundancy many compression techniques have been analysed in this paper along with an improved model. During this project, we have comprehensively studied the conventionally used algorithms for compression and their respective performances have been compared. This paper presents a comparison of the potency of the Distributed Approximation Technique and also the BWT based approximation technique. A sample space of pictures was placed to be checked, with only a single image to be conferred. Additionally, we have also detected the PSNR (Peak Signal to Noise Ratio) of the pictures using the two compression techniques. The pictures used were of the resolution of 250x250 pixels with 8-bit grey level. The BWT, JPEG, JPEG 2000 and distributed approximation schemes were enforced using MATLAB software. Lossless compression algorithms were then applied to the marked space of area of attraction, and image restoration technique and wavelet-based lossy compression rule area unit utilised to the opposite space of the image. Our proposed model is Attraction Segregation Technique for digital image compression as an effective method of compression. Furthermore, a collection of experiments designed to assess the effectiveness of the planned compression technique were simulated.

Keywords: Attraction Segregation technique, Image Compression, Image restoration, Lossy and lossless compression, PSNR

I. INTRODUCTION

In today's world, there has been a meteoric rise in effective transmission (data transfer) and storage of information. For the economical transmission of information, information-size has to be minimal while not degrading any necessary info. This criterion can be fulfilled by data compression. Despite speedy progress in data communication and mass storage devices, transmission of pictures/images still poses a challenge. Compression is often classified as either lossy or lossless compression technique. In lossless compression, the old information is often recovered when decomposition is done and in lossy compression, some of the information is lost which cannot be recovered. Compression reduces the file size without affecting the standard of the image. Lossless compression techniques are mostly utilized in medical imaging. Lossy information compression has the potential to attain higher albeit degraded compression ratio. The well-known lossy compression formats comprise of JPEG, JPEG 2000. JPEG is generally the standard measure in lossy compression technique. It stands for Joint Photographic Experts Group. Its algorithmic program contains features which may compress pictures with twenty-four bits depth or grayscale pictures. JPEG 2000 is another lossy compression technique that is frequently used. It is a wavelet based compression standard. JPEG 2000 has higher compression magnitude relation than JPEG. Recently, Thin Approximation Technique and Burrows-Wheeler Technique (BWT) became topics of attraction and recently it is being employed for image compression.

Image compression is minimizing the overall size of the total bytes of a graphics file while not degrading the standard of the image to an unacceptable level. The reduction in file size permits additional pictures to be kept in a certain amount of disk or memory area in the system. It basically reduces the time needed for pictures to be sent over the web or downloaded from web content. Image Compression is employed in the field of Broadcast TV, Remote sensing and Medical pictures.

II. LITERATURE REVIEW

Pirouz Nourian et. al illustrated that the proposed compression algorithm produces high compression ratio and has a good fine detail. The EZW algorithmic program was more extended by Ameer et. al to present a replacement theme referred to as the Set Partitioning in Hierarchical Trees (SPIHT). SPIHT achieved higher performance than the EZW while not having to use the arithmetic encoder so the algorithmic program was computationally additional economical. The SPIHT uses an additional economical set partitioning theme. Attributable to this, even binary encoded transmission achieves virtually similar performance compared to EZW. The higher performance of the SPIHT over EZW will be attributed to higher wave, separation of the importance

International Journal for Research in Applied Science & Engineering Technology (IJRASET)

of child nodes from that of the grandchild nodes, and separation of the kid nodes from the parent.

A comparative study of DCT and wave primarily based strategies was reported in. during this work, the authors study the performance distinction by examination the whole cryptography theme on a similar footing. The authors indicate that the wave remodel outperforms the DCT by around one sound unit PSNR. Some spectacular results are delineated by the authors in this paper. Primarily wave-based JPEG-type image cryptography has been shown to extend the PSNR by one sound unit over baseline JPEG. DCT-Based Embedded Image cryptography has been advised in.

Manoj Kumar et. al. presents a lossy compression technique for encrypted pictures mistreatment via Distinct Wavelet Transform (DWT), Singular Value Decomposition (SVD) and Huffman Committal to writing. The core ideology of the proposed technique lies within the choice of more or less significant coefficients within the ripple domain. Encrypted vital data is compressed by division and entropy committal to writing whereas, unostentatious encrypted data is with efficiency compressed by discarding unsuitable data mistreatment SVD and Huffman Committal to writing techniques. At the receiver node, a reliable decompression and decoding technique is employed to reconstruct the initial image content with the assistance of compressed bit streams and secret keys.

Vijayshri Chaurasia et. al. proposed, a quick pattern compression theme supported, feature extraction and innovative approach, of image comparison. In the projected development, the complexness of appropriate domain search is reduced by reworking the matter from image domain to vector domain. Simulation results confirm that prompt variant results in a quicker system as compared to existing state-of-art pattern compression techniques.

Table 1: Literature Survey Of The Papers Stating Their Algorithms Used And Advantage Of Each Paper

| Sr.No. | Author Name | Domain Addressed | Description | Algorithm Used | Advantage |
|--------|--|-------------------------------------|--|---|--|
| 1 | Ashwin Swaminathan and Gaurav Agarwal | Image Compression Techniques Survey | DCT based image codecs developed for comparative study of various algorithms | DWT transformation techniques and Wavelet based Zerotree coding | Shortcomings of JPEG baseline algorithms of low embedded bit-stream and ROI index improved |
| 2 | Zhiyong Zuo et al. | Medical Image Compression | Region of Interest (ROI) based compression for storing medical digital images. | ROI based segregation for lossy and lossless region compression segmentation | Improves level of compression by storing essential data |
| 3 | Vijayshri Chourasia and Vaishali Chourasia | Fractal Image Compression | Image self-symmetry used to represent compressed image in range feature vector | Affine Contractive Transforms(ACT) and symmetric metric measurement | Stores the essential features of the image by sub-segment representation |
| 4 | Manoj Kumar and Ankita Vaish | Image Encryption | Compression Ratio(CR) and PSNR parameters used to segregate encryption subsections for compression | Discrete Wavelet Transform (DWT), Singular Value Decomposition (SVD) and Huffman Coding | Saves less significant encryption overheads on JPEG standards |

International Journal for Research in Applied Science & Engineering Technology (IJRASET)

| | | | | | |
|---|--------------------------|-------------------------------------|--|---|---|
| 5 | Annapurna Pradhan et al. | Image Compression Techniques Survey | Sparse coding methodology used and MTF used to compress images with better structure | Sparse coding-Orthogonal Matching Pursuit(OMP) algorithm and Burrows-Wheeler Transform(BWT) | Application of BWT prior to entropy encoding improves regularity of structure |
| 6 | H S Samra | Image Compression Techniques Survey | Spatial, Temporal and Spectral Redundancy reduced using various algorithms | Statistical, Huffman, Arithmetic, Predictive and Bit Plane Encoding | Increases speed and compression amount ratio of image |
| 7 | Paula Aguilera | Image Compression Formats | Comparison of lossy and lossless image compression formats | - | - |
| 8 | Sachin Dhawan | Image Compression Techniques Survey | Compression Parameters analysed to compare image compression algorithms | - | - |

III.EXISTING METHODS

A. JPEG-LS lossless image compression algorithm

JPEG-LS has major operational potency, and it outperforms various other lossless compression techniques. JPEG-LS is organized into 3 elementary steps: the first being context modelling, second being an adjustive prediction and the third being Golomb-Rice encrypted writing. The JPEG-LS modeler processes the photographs in scan mode and has 2 basic modes of operation: “regular” mode and “run” mode. In sleek regions, the pixels are coded by “run” mode, otherwise, the pixels’ are coded in code victimization “regular” mode. Most pixels are coded in compressed victimization the “regular” mode; so, we are going to focus on this mode here in an innovative and intensive analysis, the master's degree predictor was ascertained to offer superior performance over several different predictors even though it's remarkably easy. The prediction residual e (say) is obtained by subtracting the anticipated price from the present price to be encoded.

Finally, the prediction error e is a whole number and is encoded with Golomb-Rice and the code employing a context primarily based on the probabilistic model. It generally has two-sided geometric distribution, presumably with a nonzero average price that is easily calculable and removed before encrypted writing is done. Additionally, the two-sided geometric distribution will be mapped into a one side one by victimization interleaving of positive and negative prediction errors. The one-side geometric distribution will be expeditiously encoded by a Golomb-Rice code that is perfect for this distribution. JPEG-LS additionally includes a lossless secret writing procedure. We are not going to contemplate this procedure during this paper.

B. Wavelet-based lossy image compression

An image is basically seen as a two-dimensional array of coefficients, every constant representing the luminosity. Most natural pictures have sleek color variations, with the fine details being seen as sharp edges in between the sleek variations. Technically, the sleek variations in color will be termed as low-frequency variations and also the sharp variations as high-frequency variations. The low-frequency parts represent the bottom of a picture, and also the high-frequency parts are used to refine the image, thereby giving an in-depth image. Hence, the sleek variations have a lot more importance than the small print. Separating the sleek variations and details of the image will be done by decomposition of the image.

International Journal for Research in Applied Science & Engineering Technology (IJRASET)

In DWT, an occasional pass filter and a high pass filter are chosen, such that they specifically divide the frequency between themselves. The method starts by applying the low pass filter for every row of information, thereby obtaining the rows having low frequency parts. Since the low pass filter may be a band filter, the output knowledge contains frequencies solely within the half of the initial frequency.

An image is diagrammatical seen as a two-dimensional array of coefficients, every constant representing the luminosity therein purpose. Most natural pictures have sleek color variations, with the fine details being diagrammatical seen as sharp edges in between the sleek variations. Technically, the sleek variations in color will be termed as low-frequency variations and also, the sharp variations as high-frequency variations. The low-frequency parts represent the bottom of a picture, and also the high-frequency parts add them to refine the image, thereby giving an in-depth image. Hence, the sleek variations are having a lot of importance than the small print. Separating the sleek variations and details of the image will be done by decomposition of the image.

In DWT, an occasional pass filter and high pass filters are chosen, such they specifically divide the frequency between themselves. The method starts by applying the low pass filter for every row of information, thereby obtaining the rows having low frequency. However, since the low pass filter may be a band filter, the output knowledge contains frequencies solely within the half of the initial frequency.

IV. PROPOSED METHOD: ATTRACTION SEGREGATION TECHNIQUE

Generally speaking, there are parts of a picture that are a lot more vital than others, this region is termed as area of attraction of the image. This feature permits users to outline the area of attraction within the image to be coded and transmitted with higher quality and fewer distortion than the remainder of the image that is not in the area of attraction, that is first of all introduced by JPEG2000 customary.

In this section, we will be suggesting an innovative compression technique supporting area of attraction. At first, the region-based active contour technique is employed to divide the image into 2 parts: the area of attraction and area of no attraction. Then we will be applying the JPEG-LS algorithmic in the marked area of attraction and on the other hand the area of no attraction is first of all blurred with a famed blur kernel, which might cut back the high frequency of the world of this area and be in favour of lossy compression, and also the wavelet-based lossy compression algorithmic program is used to cipher the blurred area of no attraction region. So as to rewrite, the area of attraction mask ought to be accurately transmitted to the decoder, that the area of attraction mask is compressed by JPEG-LS algorithmic program to enhance the finally compression quantitative relation at the same time.

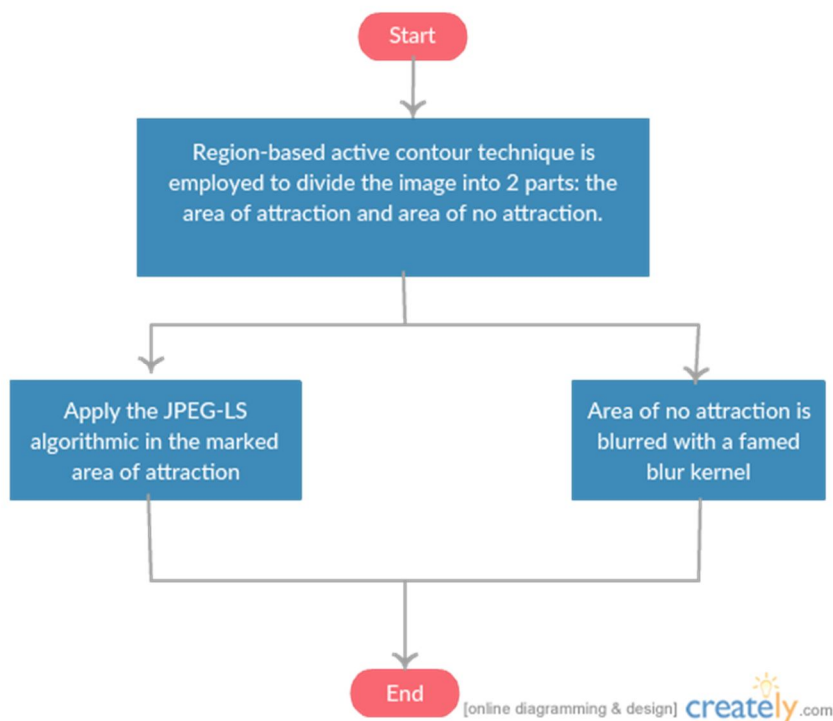


Figure 1. Flowchart of the proposed image compression algorithm

International Journal for Research in Applied Science & Engineering Technology (IJRASET)

The decompression method is precisely the inverse of the compression method. Firstly, the Bit-stream of the area of attraction mask' code is separated and want to be decoded by JPEG-LS decompression algorithmic program, Next the Bit-stream of the area of attraction's code is decoded by JPEG-LS decompression algorithmic program in step with the obtained area of attraction mask, and on the other hand that of the area of no attraction's code is decompressed by the corresponding wavelet-based decompression technique. Then if the region is within the marked space of the area of no attraction, the semi-blind de-convolution technique is expected to restore the initial clear region. The images given in Figure 1 show the initial test images that are taken, and Figure 2 shows the images after segregating the area of attraction and the area of no attraction.

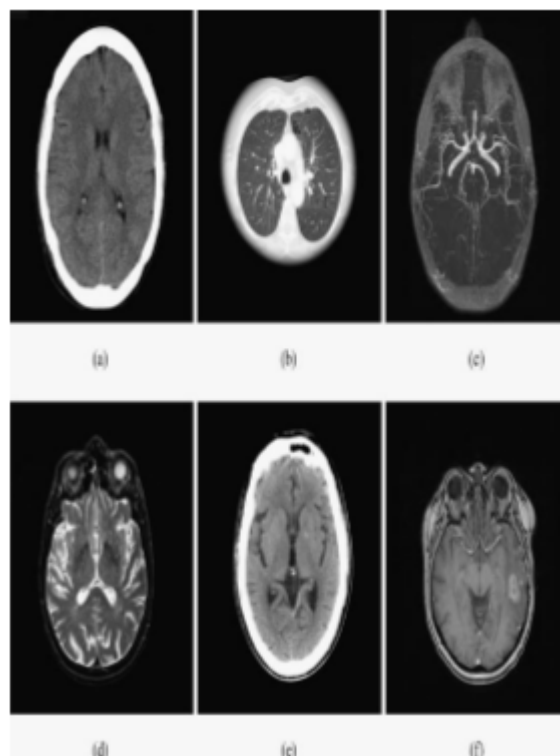


Figure 2. Initial Test Image




Figure 3. Image After Segregation

International Journal for Research in Applied Science & Engineering Technology (IJRASET)

V. EXPERIMENTAL SETUP

The tool required is Matlab. We have run our code in matlab environment. The minimum system specifications required are:

Table i. Minimum specifications required

| | |
|---------------------|--------------------|
| Processor required | Pentium 520 MHz |
| RAM required | 1024 MB or More |
| Disk space required | 1024 MB Disk Drive |
| Internet Connection | Nil |

VI. RESULTS AND DISCUSSIONS

During this paper, we have utilized the Region-based active contour methodology within the lossy image writing formula ACIC-area of attraction to eliminate the bias created by totally different segmentation methodology. For the sizable volume of medical pictures, the complete medical pictures that are encoded with the lossless compression formula might increase significant burden for knowledge storage and transmission. The ACIC-area of attraction formula and also the IMIC-area of attraction formula improve the compression magnitude relation by dividing the image into 2 parts: area of attraction region and area of no attraction region. Within the area of attraction region, the JPEG-LS lossless formula is applied to code, whereas the image restoration technique and also the lossy moving ridge compression formula is used to compress the area of no attraction region with a high compression magnitude relation. As a result, the compression ratios compressed by the ACIC area of attraction formula and also the IMIC-area of attraction formula are clearly beyond those of the lossless compression algorithms.

The significantly improved performances of the planned IMIC-area of attraction formula may also be noted via the experimentally observed results. It is shown that the IMIC-area of attraction formula produces the upper SSIM values and it additionally has the upper GSM price that illustrates that the planned methodology produces a far better compression result, near the initial image from the image structure aspects.

We obtain the following graph after comparing the existing methods of BWT based approximation and Distribution approximation with the proposed method of Attraction segregation by comparing their PSNR values and compression ratios.

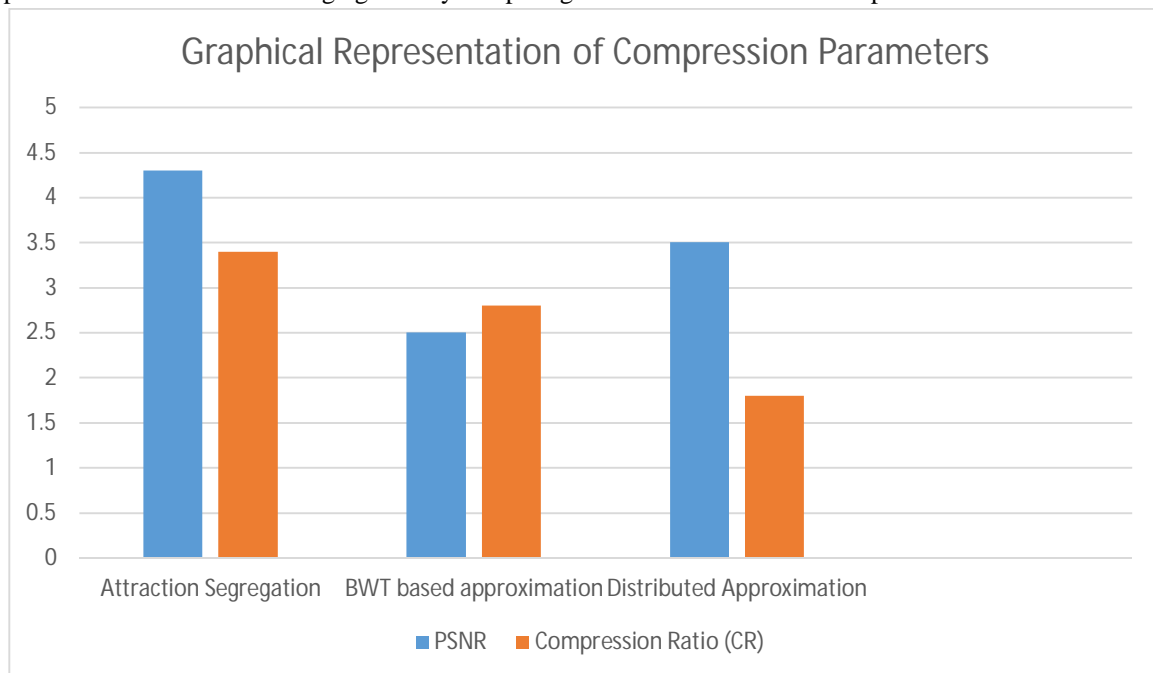


Figure 4. Graph comparing the existing methods of BWT based approximation and Distribution approximation with the proposed method of Attraction segregation

International Journal for Research in Applied Science & Engineering Technology (IJRASET)

VII. ACKNOWLEDGMENT

We thank our colleagues who helped me out in completing the project, where they all exchanged their own thoughts and made this possible to complete the paper with all accurate information.

REFERENCES

- [1] P. Aguilera, "Comparison of different image compression formats ECE 533 Project Report."
- [2] M. M. H. Chowdhury and A. Khatun, "Image Compression Using Discrete Wavelet Transform," vol. 9, no. 4, pp. 327–330, 2012.
- [3] D. Ece, "A Review of Image Compression and Comparison of its Algorithms," vol. 7109, pp. 22–26, 2011.
- [4] M. Kumar and A. Vaish, "An efficient encryption-then-compression technique for encrypted images using SVD," Digit. Signal Process., vol. 60, pp. 81–89, 2017.
- [5] A. Pradhan, N. Pati, S. Rup, A. S. Panda, and L. K. Kanoje, "A comparative analysis of compression techniques – the sparse coding and BWT," Procedia - Procedia Comput. Sci., vol. 92, pp. 106–111, 2016.
- [6] J. V. C. I. R, V. Chaurasia, and V. Chaurasia, "Statistical feature extraction based technique for fast fractal image compression," J. Vis. Commun. Image Represent., vol. 41, pp. 87–95, 2016.
- [7] H. S. Samra, "Image Compression Techniques," vol. 2, no. 2, pp. 49–52, 2012.
- [8] Z. Zuo, X. Lan, L. Deng, S. Yao, and X. Wang, "Optik An improved medical image compression technique with lossless region of interest," Opt. - Int. J. Light Electron Opt., vol. 126, no. 21, pp. 2825–2831, 2015.



10.22214/IJRASET



45.98



IMPACT FACTOR:
7.129



IMPACT FACTOR:
7.429



INTERNATIONAL JOURNAL FOR RESEARCH

IN APPLIED SCIENCE & ENGINEERING TECHNOLOGY

Call : 08813907089  (24*7 Support on Whatsapp)