



IJRASET

International Journal For Research in
Applied Science and Engineering Technology



INTERNATIONAL JOURNAL FOR RESEARCH

IN APPLIED SCIENCE & ENGINEERING TECHNOLOGY

Volume: 11 **Issue:** XII **Month of publication:** December 2023

DOI: <https://doi.org/10.22214/ijraset.2023.57769>

www.ijraset.com

Call:  08813907089

E-mail ID: ijraset@gmail.com

A Deep Dive into The World of NFT Market Place: Exploring Horizons

Apurva Jain¹, Prachi Goel², Yugansh Arora³, Shivam Gupta⁴, Sumit Mehta⁵, Vaibhav Singh⁶
CSE DEPTT., Dr. Akhilesh Das Gupta Institute of Professional Studies

Abstract: *In an era increasingly dominated by digital interactions, the secure management and exchange of digital assets have emerged as critical challenges. This research project aims to tackle these challenges through the development of a decentralized application (dApp) that harnesses the capabilities of blockchain technology, specifically focusing on the realm of Non-Fungible Tokens (NFTs). The dApp encompasses essential features, including secure wallet connections, NFT image generation, minting, marketplace functionality, and profile management. The back-end infrastructure of the dApp is implemented on the Goerli testnet, utilizing Solidity-based smart contracts. Decentralized storage is facilitated through IPFS, while front-end development is executed using nextJs/ReactJS/EtherJS. This project seeks to contribute to the broader discourse on secure digital asset management by presenting a comprehensive exploration of the methodologies, technologies, and outcomes involved in the creation of this decentralized application. The research delves into the theoretical foundations, design intricacies, and practical implications of the dApp, offering insights into its performance, security, and potential impact on the evolving landscape of digital asset management. Through the integration of decentralized technologies and innovative features, our dApp endeavors to provide a secure and efficient solution for the contemporary challenges associated with the trade and management of digital assets.*

I. INTRODUCTION

The rise of blockchain technology has taken us into a new era of digital asset management, revolutionizing the way ownership and origins are approached. By embracing the principles of decentralization, security, and immutability, blockchain has set the stage for redefining the landscape on a global level. This paradigm shift presents boundless opportunities, breaking through the limitations of centralized systems and paving the way towards a decentralized future.

Amidst this dynamic and constantly changing landscape, our project stands out as a trailblazing endeavor, ready to move into the immense capabilities of blockchain technology. Our objective is clear and unwavering - to establish a decentralized marketplace for Non-Fungible Tokens (NFTs). This marketplace, envisioned as a robust digital ecosystem, serves as a testament to the immense impact of innovation in the online world. It is not just a platform, but a driver of transformation, a powerful force set on reshaping the very concept of how one-of-a-kind digital assets are viewed, valued, and traded.

Our journey is driven by the understanding that conventional methods of managing digital assets are inadequate in keeping up with the constantly changing digital world. We envision a decentralized NFT marketplace that not only brings technological progress, but also a fundamental change in the values surrounding ownership and the trustworthiness of transactions.

Through the upcoming sections, we will dig into the complexity of our project, explore its technological foundations, the driving forces that drive us forward, and the strong organizational structure that supports our transformative attempt. Together, we will explore the endless possibilities of revolutionizing digital assets in the exciting world of blockchain.

II. DESIGN AND IMPLEMENTATION

Our NFT Marketplace dApp was developed via a number of critical phases, including user interface design, blockchain smart contract implementation, integration with external APIs like coinmarketcap API, testing, and assessment. This section offers a thorough rundown of every step, including the technology and techniques employed, the difficulties faced, and the solutions found. Furthermore, we delineate the techniques employed for securely establishing user wallet connections, minting NFTs on the blockchain, constructing the NFT trading marketplace, and generating user profiles for the purpose of managing NFT collections. Our goal in sharing a detailed description of our development process is to offer guidance and best practices for creating safe, easy-to-use dApps for blockchain-based digital asset trading and asset management.

A. Wallet Connect

The utilization of Wagmi and Rainbow Kit streamlined the wallet connection process, ensuring a secure and user-friendly experience. Rainbow Kit's components facilitated the integration of Ethereum wallets, offering users the choice to connect with wallets of their preference. This not only enhanced the accessibility of the marketplace but also ensured that users could participate in transactions using wallets they trusted.

Wagmi's decentralized identity protocol contributed to the security and privacy of wallet interactions. Users could connect their wallets without compromising sensitive information, fostering a sense of trust and confidence in the platform. The combined use of Wagmi and Rainbow Kit exemplifies the project's commitment to both security and user-centric design.

B. Collection Creation

Through meticulous development and the utilization of Next.js, Node.js, and MongoDB, a robust and scalable NFT marketplace was successfully created. The journey began with the implementation of the Next.js frontend and MongoDB database, setting the foundation for subsequent developmental stages. Crucial to this process were the carefully crafted metadata schemas, which provided a structured framework to efficiently encapsulate key NFT information, leading to improved data organization.

By utilizing Node.js as the underlying infrastructure, the backend operations were effortlessly managed through logically structured API routes. The integration with Mongoose further enhanced this by simplifying interactions with MongoDB, leveraging highly defined models specifically catered towards NFT collections and their metadata. This not only facilitated efficient storage of data, but also allowed for flexibility and scalability to adapt to future needs.

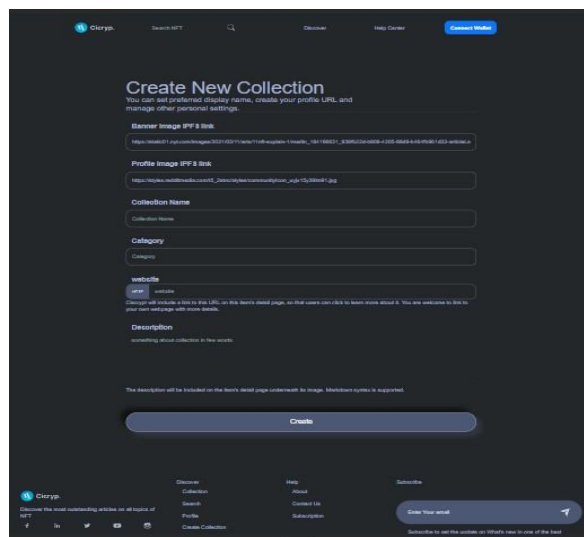


Fig. 1. Collection Creation Page

By introducing a dedicated API endpoint, a major accomplishment was achieved, as it now allows users to easily generate NFT collections through a user-friendly interface. This interface efficiently manages both the NFT collection document and its metadata, thanks to rigorous testing that ensured the accuracy of data. Once all measures were in place, the Next.js application and Node.js server were deployed to a hosting platform. With this meticulous and all-encompassing approach, a secure foundation has been established for an adaptive NFT marketplace, specially designed to cater to the ever-changing needs of users in the dynamic realm of non-fungible tokens. The platform's structured architecture is perfectly positioned to foster growth and foster innovation within the ever-evolving NFT ecosystem.

C. NFT Minting

Users can produce and market original digital assets on the blockchain thanks to the NFT minting feature. A unique digital asset that may be purchased, sold, and traded is published on a blockchain through the process of minting an NFT, or non-fungible token. We made use of the Ethereum blockchain to implement this functionality. In order to mint an NFT, the user must first designate the blockchain on which they want their NFT to be minted and supply an image URL. The minting procedure begins when the user clicks the "Upload" button after filling out all the input forms.

At this stage, the NFT's name, description, price, blockchain name, and picture URL are all contained in a JSON object that is produced. After that, the smart contract's mint function is triggered, producing the Metadata URI and a new token on the Ethereum network. The token's attributes, including its name, symbol, and total quantity in circulation, are also specified in the smart contract. The NFT is minted and shown on the Marketplace when the function is executed. Anyone can read the name, description, price, and image of the NFT by accessing the metadata URI that is maintained on IPFS. The blockchain's token ID guarantees that each NFT token is distinct and transferable amongst users. Furthermore, as ownership information is kept on the Ethereum blockchain, users can safely and openly transfer ownership of their NFTs by using smart contracts.

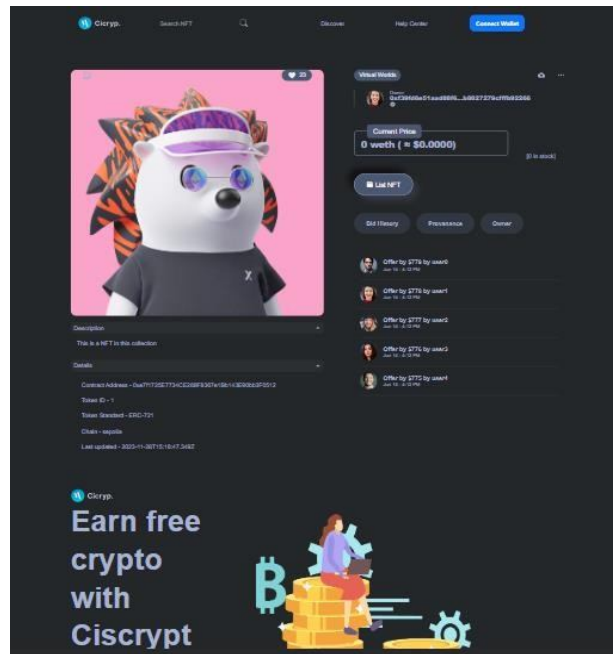


Fig. 2. NFT Description Page

D. Marketplace

Immerse yourself in the exciting world of non-fungible tokens with our cutting-edge NFT marketplace, developed using Next.js, Node.js, and MongoDB. This powerful platform serves as a dynamic hub for NFT enthusiasts, seamlessly carrying out all essential tasks. With a user-friendly interface at its core, effortlessly explore, list, and acquire your desired non-fungible tokens. Powered by robust Node.js API routes, the platform prioritizes secure user authentication, effortless profile management, and seamless transaction processing. Thanks to MongoDB's top-notch data storage capabilities, the marketplace effectively manages all NFT metadata, user information, and transaction records, ensuring a smooth and efficient user experience.

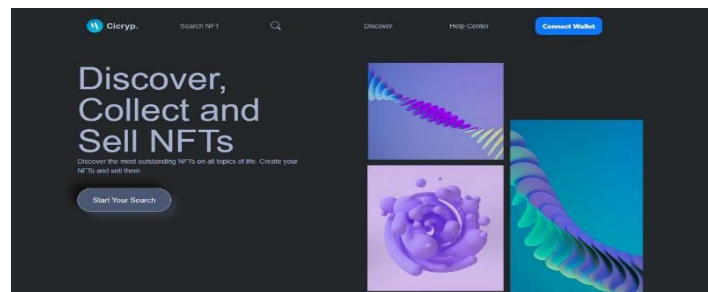


Fig. 3. NFT Marketplace Page

The architecture of this marketplace places a strong emphasis on security, implementing top-notch practices to protect against any possible vulnerabilities. This NFT marketplace not only offers a dynamic platform for trading digital assets, but also serves as a testament to a robust and secure ecosystem. Users are invited to join in the constantly evolving world of non-fungible tokens, with the peace of mind that their transactions are well-protected.

E. User Profile

The NFT marketplace's user profile is much more than just a static page - it's a dynamic and individualized page that truly reflects one's identity and involvement within the platform. At its heart lies a profile picture, serving as a visual representation of one's presence within the vibrant NFT community. Alongside, a detailed section allows for a deeper understanding of a user's creative vision and inspirations, as well as any other relevant information they wish to share. Moreover, seamlessly integrated social media handles help bridge the gap between an individual's digital persona and their notable presence within the NFT world.

Additionally, the profile section includes the user's wallet address, providing a transparent snapshot of their financial interactions within the platform. This element contributes to a more open and secure environment for transactions and adds a layer of transparency to the user's financial engagement within the marketplace.

The profile stands out with its one-of-a-kind display of NFTs owned by the user, complete with their individual quantities. This offers a valuable glimpse into the user's diverse collection, revealing their personal tastes and interests in the NFT world. As users navigate the platform, this interactive and comprehensive profile becomes an invaluable means of self-expression, community involvement, and discovery in the ever-evolving realm of non-fungible tokens.

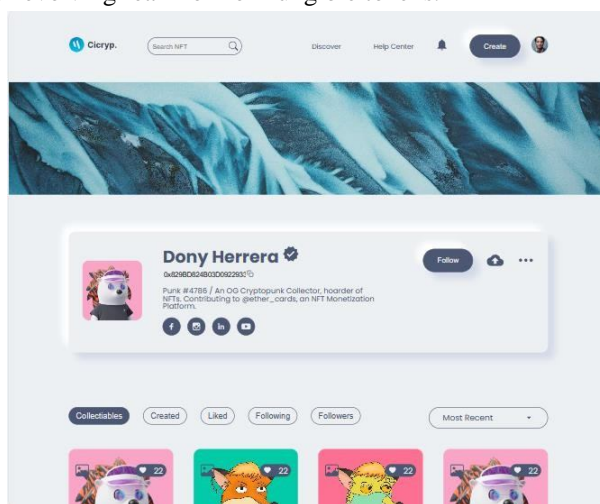


Fig. 4. UserProfile Page

III. PROJECT STATUS

The project, which is focused on creating and minting NFTs on the Ethereum blockchain, has been carried out with great success. With careful attention to detail, the team has successfully fulfilled all specified requirements within the project scope, resulting in the delivery of a fully functional web application. This platform boasts the impressive capability of allowing users to effortlessly create and mint their own NFTs. However, such a feat did not come without its fair share of challenges. Along the project journey, the team encountered various technical obstacles, with the integration of the web app and web3.js libraries being a particular hurdle. This hurdle caused a temporary setback, resulting in a slight delay of the project timeline. Nevertheless, the team's resilience and resourcefulness shone through as they sought assistance from online communities and utilized available resources to effectively overcome these obstacles.

IV. RESULTS

We present here, the results generated by examining the performance as well as usability components of our project. We conducted a set of tests where we measured time required for some primary operations including minting, listing and buying of NFTs via the smart contracts over Sepolia testnet [3]. The objective in mind was to acquire real time information on operational efficiency within the network itself.

Likewise, we carried out an extensive usability analysis involving ten users selected from members of the campus community. The purpose was mainly to evaluate user friendliness, lucidity and the look of it all in the marketplace. We also sought to assess how easy it was to traverse the purchase journey, as well as general consumer experience. We collected useful information through a structured survey and used graphs for visualization of outcomes based on the usability study. These graphic representations act as a succinct means of portraying what the respondents went through while using the po

A. Performance Evaluation

Our results are presented as three graphs in our performance test on the Sepolia testnet [3] where we bought, listed for sale, and minted NFTs using smart contracts. These graphs depict a distinct axis as each request and a specific axis indicates the respective amount of time taken with each request. This is specifically depicted in figure 6 on NFT minting performance.

In minting, the value of 310.96 milliseconds was the average time for buying, and the highest time registered was 378.25 seconds. The duration taken to mint an NFT in terms of listing averaged at 4238.79 milliseconds with a maximum of 4 337.44 milliseconds. Our case study on minting resulted in an average time of approximately 179.29 seconds and a maximum recorded time of 226.9 milliseconds.

The obtained results prove that the NFT marketplace prototype can be considered a satisfactory one. Nevertheless, it can be improved, especially in minting that takes time compared to creation of images.

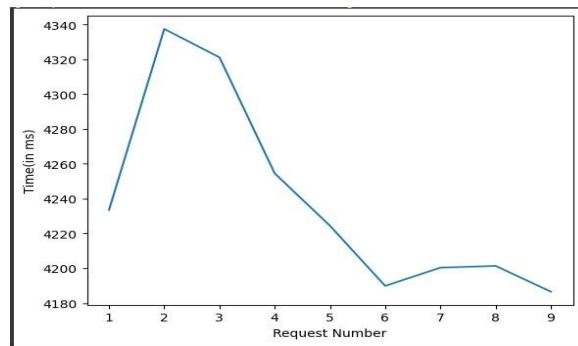


Fig. 5. Listing performance

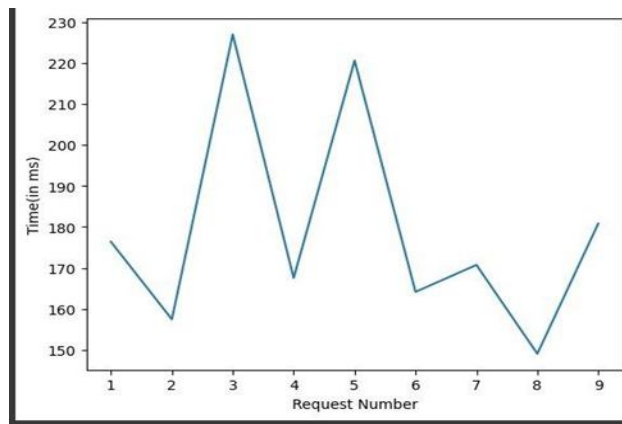


Fig. 6. Minting performance

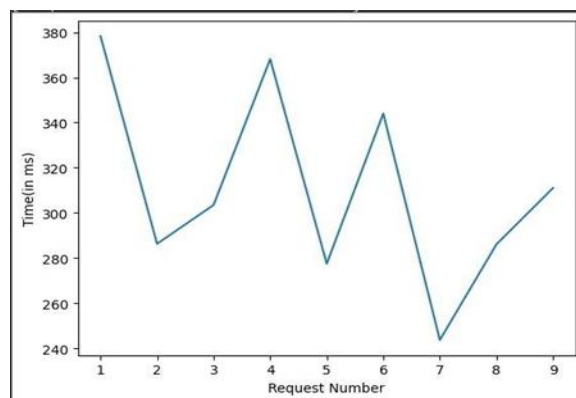


Fig. 7. Buying Nft performance

B. Usability Study

We conducted a usability study with 10 users from around the campus, asking them to rate their experience about the usage of the marketplace.

- 1) Out of 10 users, 4 individuals rated the marketplace as easy to navigate and use, while the remaining 6 users found it extremely user-friendly.

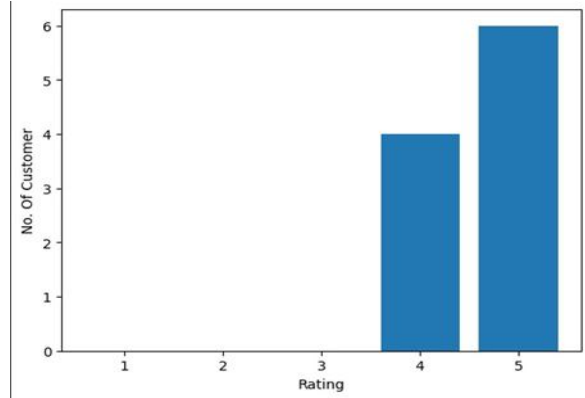


Fig. 8. Usability study Q1 result

- 2) In the process of minting an NFT, 5 users described it as highly straightforward, 4 users found it easily manageable, and 1 user encountered mild difficulty.

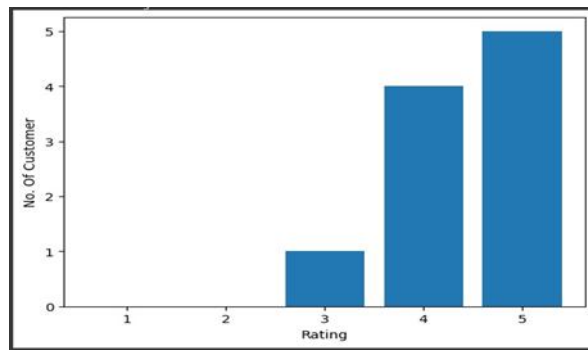


Fig. 9. Usability study Q2 results

- 3) Regarding the visual attractiveness of the NFT marketplace, 5 users deemed it highly appealing, 2 users found it moderately appealing, and 3 users considered it somewhat unattractive.

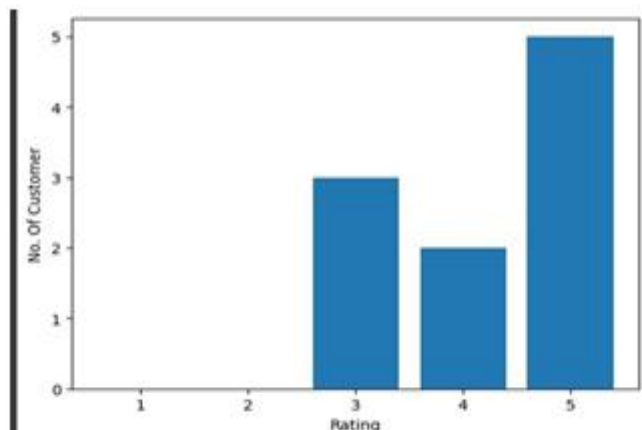


Fig. 10. Usability study Q3 result

4) For 7 users, the purchasing process was straightforward, with an additional 3 users rating it as extremely easy.

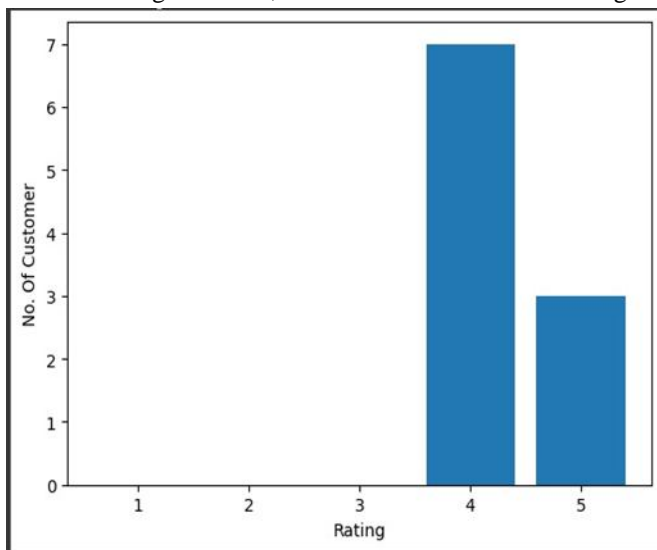


Fig. 11. Usability study Q4 results

5) Regarding the overall experience, 1 user gave it a negative rating, 6 users found it positive, and 3 users rated it as highly positive

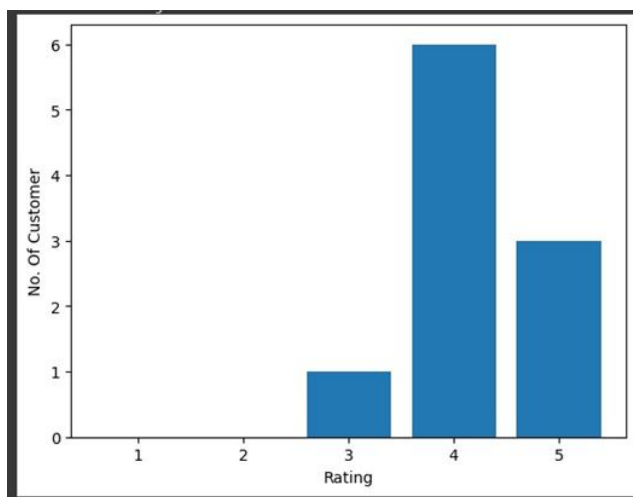


Fig. 12. Usability study Q5 result

V. LIMITATIONS AND FUTURE WORK

A. Limitations

The reliance on external APIs, such as Coinmarketcap, introduces a level of dependency on third-party services. While this enhances the functionality of the platform, any disruptions or changes to these external services could impact the real-time pricing feature. Mitigating strategies, such as backup mechanisms or alternative APIs, can be explored to address this potential demerit. Despite the user-friendly design, the interaction with smart contracts may pose a learning curve for some users, particularly those new to blockchain technology. Clear educational resources and user guides can alleviate this challenge, ensuring that users can confidently engage with the platform.

B. Future Work

One of the critical enhancements in future developments for the NFT dApp includes automatic NFT creation. The process of minting becomes more streamlined and convenient while preserving good quality when users are endowed with the ability to either specify parameters or apply pre-defined characteristics for the manufacture of NFTs automatically.

Furthermore, it allows other listed previously minted NFTs on the marketplace of the dApp for effective representation and management. It brings in a sense of socialization, encouraging creators and collectors alike to explore beyond their own limits within the environment. On the other hand, the incorporation of modern token standards, especially ERC-721, strengthens the NFT system. Using ERC-721 improves the functionality of the NFTs since it makes it possible to trace the ownership history as well as unique attributes of individual tokens in a seamless manner.

Another aspect is having an auction and bidding into the dApp which increases competition and makes it more fun and exciting. This enables users to start auctions of their NFTs with reserve prices and duration of sales thus creating an active marketplace atmosphere. Combined with the scheduled Ethereum mainnet rollout, the dApp will represent a full-fledged, exciting environment for NFT manufacturing, acquisition, and discover.

VI. CONCLUSION

In summary, the creation of our NFT Marketplace decentralized application illustrates that blockchain technology has the capability to establish dependable, transparent, and user-friendly environments for managing digital assets. With our dApp, we address some of the main issues with NFT management including secure wallet connections, minting on the blockchain, and an easy NFT marketplace. This ensures that each digital asset is authentic and individual. It also confers a special status on these assets because they have their unique identities and cannot be copied by anyone in the Ethereum network.

Our usability study showed that the users found our dApp easy to use and user-friendly. Moving forward, possible areas for future R&D consist of improving the scalability of NFT platforms, developing smart contracts for automatic minting of new NFTs, implementing pinning systems in conjunction with storage on IPFS, studying alternative means of generating new NFTs, as well. Essentially, this marks a great leap forward from earlier versions of decentralized applications created specifically for managing and conducting trades in digital tokens.

REFERENCES

- [1] "Solidity — Solidity 0.8.19 documentation," Soliditylang.org, 2023. <https://docs.soliditylang.org/en/v0.8.19/index.html> (accessed Nov. 09, 2023).
- [2] "Introduction to dApps — ethereum.org," ethereum.org, 2021. <https://ethereum.org/en/developers/docs/dapps/> (accessed Nov. 09, 2023).
- [3] Sepolia Testnet, "Sepolia Testnet,"<https://sepolia.etherscan.io/> (accessed Nov. 09, 2023).
- [4] "Ethereum Developer Resources — ethereum.org," ethereum.org, 2023. <https://ethereum.org/en/developers/> (accessed Nov. 09, 2023).
- [5] "Getting Started—React," Reactjs.org, 2021. <https://legacy.reactjs.org/docs/getting-started.html> (accessed Nov. 09, 2023).
- [6] "Documentation," Ethers.org, 2023. <https://docs.ethers.org/v5/> (accessed Nov. 09, 2023).
- [7] "NFT: Applications and Challenges" researchgate.net, 2017 https://www.researchgate.net/publication/357900561_NFTs_Applications_and_Challenges (accessed Nov. 09, 2023).
- [8] "ERC20 Token Standard" ethereum.org, 2023. <https://ethereum.org/en/developers/docs/standards/tokens/erc-20/> (accessed Nov. 09, 2023).
- [9] "ERC1155 Multi Token Standard," ethereum.org, 2023. <https://ethereum.org/en/developers/docs/standards/tokens/erc-1155/> (accessed Nov. 09, 2023).
- [10] "The crypto wallet for Defi, Web3 Dapps and NFTs — MetaMask," Metamask.io, 2023. <https://metamask.io/> (accessed Apr. 09, 2023).



10.22214/IJRASET



45.98



IMPACT FACTOR:
7.129



IMPACT FACTOR:
7.429



INTERNATIONAL JOURNAL FOR RESEARCH

IN APPLIED SCIENCE & ENGINEERING TECHNOLOGY

Call : 08813907089  (24*7 Support on Whatsapp)