



# IJRASET

International Journal For Research in  
Applied Science and Engineering Technology



# INTERNATIONAL JOURNAL FOR RESEARCH

IN APPLIED SCIENCE & ENGINEERING TECHNOLOGY

**Volume:** 10    **Issue:** X    **Month of publication:** October 2022

**DOI:** <https://doi.org/10.22214/ijraset.2022.46979>

[www.ijraset.com](http://www.ijraset.com)

Call:  08813907089

E-mail ID: [ijraset@gmail.com](mailto:ijraset@gmail.com)

# A Review on Behaviour of Concrete by Partial Replacement of Coarse Aggregate with Waste Plastic

Mohit Kumar<sup>1</sup>, Anil Kumar Choudhary<sup>2</sup>

<sup>1</sup>PG Student, Department of Civil Engineering, Galgotias University, Gr. Noida, Uttar Pradesh

<sup>2</sup>Assistant Professor, Department of Civil Engineering, Galgotias University, Gr. Noida, Uttar Pradesh.

**Abstract:** *The utilization of fluctuated states of plastic has been brought up lately because of the increment in industrialization and different human exercises. greatest plastic waste is disposed of and requires a major dump area for capacity. either significantly, the light biodegradability of plastics represents a genuine peril to the delayed consequence of ecological security. varied techniques have been followed to deposit plastics in and work to break the negative impact of plastics on the climate. just, fluctuated kinds of plastics have been coordinated into cement to break the danger of plastics to the around the human being. The main motive of this review is to explore the experimental behaviour of concrete holding plastics that were utilized as partial replacements for coarse aggregates.*

**Keywords:** *Waste Plastic; Cement; sand, Coarse Aggregate; Fine Aggregate; E- Waste.*

## I. INTRODUCTION

Recent moments have looked at the produce and consumption of plastics around the world. Plastic wastage is a pompous essential danger. The wastage by and generous hinders groundwater flood and similarly inhibits the movement of origins. Plastic waste contains varied poison basics like cadmium and lead. There is a want to put in force an entire waste management gadget along with supply reduction, reuse, recycling, landfill, and incineration to manipulate the growing problem of waste disposal. Commonly a plastic that is presently not reused, the equivalent kinds of plastic products are produced using reused plastics that are consistently now not recyclable.

The utilization of biodegradable plastics is expanding. On the off chance that a portion of these consolidates into various plastics for reusing, the recovered plastic is at this point not recyclable because of the reality of varieties in homes and relaxed temperatures. The goal of this assignment is to consider the opportunity of the use of granular plastic waste substances to partly replacement for coarse aggregates in strong composites.

Out of more than a few waste components, plastic waste deserves a kind of interest as a non-biodegradable asset that is causing a lot of trouble to the atmosphere. India generates about forty million tons of static waste annually. It is developing at the price of 1.5-2% each year. Plastics make up 12.3 percent of all waste, with most of that waste coming from bottles of water. The wastage of plastic can't be disposed of through burning and dumping, as they create out of controlled fires and vegetation and soil contamination.

## II. MATERIALS REQUIRED

### A. Cement

It is the main aspect of concrete's manufacturing process. It has the property of sticking to any different raw cloth introduced in the concrete's instruction method, especially when exposed to water and subsequently producing a proper paste. OPC Fifty-three grade cement is used here.

### B. Fine Aggregate

It is first classified to determine the area to which it belongs. In general, there are 4 classes of great combinations. Zone-I, II, III & IV. In this work, Zone-II sand is selected whose habitats are given in the table below. Normally, a satisfactory mixture is surpassed via a 4.75 mm. sieve.

### C. Coarse Aggregate

It is every other necessary uncooked fabric that offers hardness, strength and will increase the extent of the concrete mix. Here, a thick mixture of measurement 20 mm and angular beaten form is selected.

Table I  
Physical Properties of Natural Aggregates

Properties	Fine Aggregate	Coarse Aggregate
Bulk Specific Gravity (SSD)	2.23	2.65
Bulk Specific Gravity (OD)	2.17	2.62
Absorption Capacity (%)	3	0.8
Apparent Specific Gravity	2.32	2.68
Fineness Modulus	2.98	--

#### D. Waste Plastic

It is a fabric involved in any of a huge variance of unnatural or semi-synthetic organics that are flexible and can be cast into stable objects of various pattern and sizes. Plastics are usually natural polymers of excessive molecular weight; however, they frequently include different matter. They are typically synthetic, maximum in many instances got from petrochemicals, however many are in part inartificial. Plasticity is the widespread property of many substances which are capable of immutable deforming barring failure, however, this happens to such a diploma with that classification of ductile polymer that their title is focused on this ability.




Fig. 1 Waste Plastic Pieces



Fig. 2 Waste Plastic

### III. MATERIALS REQUIRED

All test of the concrete is performed as per I. S. Code (IS 10262-2009). The Concrete grade is adopted M20 with a 0.45 water-cement ratio.

Samples of concrete cubes of size 15 cm x 15 cm x 15 cm were poured to calculate the compressing strength of concrete. Cylindrical samples dia.- 15 cm and length- 30 cm were moulded to find the concrete flexible strength. The period of curing is 28 days. The strategy adopted for this study is to shake hands and incorporate enough blenders in a 1:1.4:2.4:0.5 w/c ratio for a blending ratio of 0.5. E-plastic formulations include measurements of 0, 10, 20, and 30 percent by weight of the concrete in the mix. The form was aggregated and properly smoothed prior to blending for easy removal of the solid cement. Was. 3D squares of size 15 cm x 15 cm x 15 cm, 15 cm X 30 cm cylinders are used for the test regime.

The assembly was replaced appropriately with excavation equipment until the plastic level was reached and deceleration tests were performed to track the W/C ratio of the mixture and later to concentrate it into a greased cast iron form. The strategy was adopted. Went for water treatment. Sufficient 3D squares of size were given 24 hours to set before making D. They are then filled into a relief tank to exert sufficient, advance hydration strength, do away with shrinkage, and ingest the hydration ferment until the age of the test. The 3D shape and cells were restored for days 7, 28, and 56. Concrete cylinders & cube were weighted prior to testing, while the thickness of the concrete cubes was estimated at different testing seasons. Before testing, the example was once again rescued from the treatment tank, which was left outside for approximately 3 hours before being crushed. The compressive strength of solid shapes was tried out as per Mix Design (IS 10292: 1982) using a Universal Testing Machine.

*A. Performance of plastic waste as aggregate*

The wastage of plastic was utilized as a coarse aggregate before we examined the overall performance of all materials. We will consider the many factors which affect the performance of building materials. All properties of the plastic we will consider like physical, mechanical durability, etc. We will also check the unit weight, density, water absorption, and compression test. but some important factors like water absorption, compressive strength, and flexible strength were found in the test. so the achievement of the plastic waste material was accordingly to these tests. Some tests found the unit mass and the solidity of the concrete were different because of the replacement of the coarse aggregate with plastic some Plastics can be different in nature.

**IV. ANALYSIS AND DISCUSSION**

*A. Compressive Strength*

It is a very important property because the concrete is very strong in compressive so in many research, these properties should be considered at different curing periods.

Compressive strengths were tested for different % of human hair at the end of 28 days using UTM. Hair of human % is taken as 1, 1.5, 2, 2.5, and 3%. Each sample of human hair has three experimental results that fall at the midpoint for the correct result. The curing of all cubes at normal temperature. The obtained compressive strength values are graded. It was found when they replaced the coarse aggregate with plastic pieces and cement replaced through the human being hair the compression test value of the M20 concrete has increased to a maximum of 7.02 N/mm<sup>2</sup>. Plastic can be used to convert a portion of the aggregate into a mixture of concrete. This reduces the unit weight of any concrete object. This is helpful for lightweight non-bearing concrete. Sufficiently plastic's presentation makes ductility on concrete, therefore, incredibly expanding the potential of enough before disappointing. This trademark makes concrete valuable in conditions where it will be prone to expansion and constriction, or in harsh climates such as defrost and freeze. The incorporation of plastic formulations into a substantial portion of the structure being investigated has been demonstrated to be energy-producing. The use of plastic with replacing the coarse aggregate helped the inside low temperature when the outside temperature is increased as opposed to pliable regular cement.

TABLE II  
Compressive Strength (28 Days)

Mix	% of hair	% of Plastic	Compressive strength
M0	0	0	32.43
M1	0.5	20	33.57
M2	1	20	38.22
M3	1.5	20	38.45
M4	2	20	39.45
M5	3	20	39.12

Next, when replacing sand with waste plastic and steel fibers It was found the compressive test value of the concrete was reduced by 15-18% as a comparison to the normal concrete.

The normal of the three tests were taken and arranged as the resulting amount of the concrete compressing strength for each group. It is estimated that 37.66Mpa is the compressive strength of regular concrete, on the basis that when the level of waste plastic is replaced by a fine aggregate and when the amount of substitution of the waste plastic will raise then compressing strength is reduced. To compensate for the decrease in compressive strength, more steel strands must be added. 35MPa is the compressing strength of standard concrete, in aspect of the fact that when the waste plastic level is replaced by a fine aggregate, the compressive strength lower with the expansion of the replacement level of the waste plastic. To compensate for the decrease in compressive strength, more steel filaments must be added.

An additional 5% was removed from the choice of different measurements of fibre to have the ideal amount of plastic. To compensate for the misfortune in compressive strength, steel strands are joined to form a reduced compressive solidity. The fibre is added in sufficient quantities with 0.5, 1, and 1.5% steel fibres plastic supplied with 5%.

TABLE III  
Compressive Strength (28 Days)

Mix	% of Steel Fiber	% of Plastic	Compressive strength
M0	0	0	37.66
M1	0	5	31.11
M2	0.5	5	32.41
M3	1	5	33.61
M4	1.5	5	34.12

Ashawini Manjunath did an Experiment on e-plastic waste. In this study, it replaced the coarse-aggregate with the e-waste plastic and it was noticed that all strengths like compressing, flexural strength, and split flexible strength are reduced by 52.98% as comparison to the ordinary concrete in 28 days.

In contrast to the results and customary concrete in 28 days, the compressing strength of cement is decreased by 52.9 % when coarse aggregate is fungible by 20% e plastic waste. This shows that the strength of cement decreases when fine aggregate is converted by e-plastic. The strength of E Waste Plastic Cement along with the blending proportion of E Waste Plastic Cement. The compressing strength amount of all wastage plastics decrease below the properties of the sufficient mixing reference, with the proportion of waste plastics increasing in all relief phases leading to normal concrete mixing. This may cause a drop in the strength between all materials. Additionally, waste plastics are hydrophobic substances that can limit the hydration of concrete.

TABLE IV  
Compressive Strength (7,14, and 28 Days)

Mix	% of Plastic	Compressive strength		
		7 Days	14 Days	28 Days
M0	0	36	44.81	47.18
M1	10	33.18	41.25	44.07
M2	20	19.9	17.95	24.69
M3	30	16.39	19.03	22.15

In S Bharani et al study it replaces the coarse-aggregate with e-plastic waste and it was found the strength of concrete is better when it was used 15% e-waste in place of cubes of concrete as compared to the 10% and 20% of e-waste. It was also found when the amount of e-waste is increased then the density of concrete will decrease.

It has Some natural and common health problems have led to some e-waste plastic being reused using the proper equipment. Whenever the possibility of reuse is exhausted, the following inclinations depend on the technology used. The utilization is estimated to be the last raw material area unit saved which is the item in making various techniques. And besides, the cost of the use area is high. It is important to justify the cost, which can be considered in light of the fact that there is a real-time requirement. Part of the process must remember the use and reuse of electronic items for the assembling area.

TABLE V  
Compressive Strength (7 and 28 Days)

Mix	% of Plastic	Compressive strength	
		7 Days	28 Days
M0	0	18.22	26.6
M1	10	19.11	28.44
M2	15	20	31
M3	20	17.33	24.5

In a study of Suryakant Panigrahi when it replaces the coarse aggregate with recycled plastic granules. It observed if we use the plastic we found lightweight concrete. Properties of cement with different plastic amounts of 0, 10, 20, and 30 percent were examined for its compressing strength and concrete true properties. The plastic waste used for the lab test is of LDPE having a size of 5 to 7 mm and the special density of the plastic waste is observed as 0.92. This concrete compressive strength is inverse to the compressing strength of plain concrete and it is get up to 80% compressive strength is met for combinations of up to 30% waste plastics in concrete. As a result, it is suggested to be of lightweight substantial construction.

TABLE VI  
Compressive Strength (7,14, and 28 Days)

Mix	% of Plastic	Compressive strength		
		7 Days	14 Days	28 Days
M0	0	18.6	22.45	31.27
M1	10	16.5	20.4	27.9
M2	20	15.7	20.1	25.2
M3	30	15.4	18.5	22.8

Zasian Tafheem found in their own study the unit mass of the concrete with plastic will reduce by 4% as a comparison to the normal concrete. axial stress responses of cylinders of the concrete with and without plastic waste at 28 days after restoration. It has been found that substantial examples containing waste plastics contain almost low compressive strength as opposed to normal concrete. It can be credited to a reduction in the strength of the glue between the outer layer of the waste plastic and the concrete glue. In addition, plastic is viewed as a hydrophobic substance, so this characteristic may limit the amount of water required for hydration of concrete at the restore time frame. Presents the overall correlation between the control test and cement compressive strength at different rates. It is clearly shown that the compressive strength of 10 percent PET, 10 percent HDPE, and 5 percent PET + 5 percent HDPE is reduced by 35,48, and 40 percent according to the normal concrete. This suggests that under pressure, PET plastic with concrete is more grounded than concrete having HDPE plastic.

*B. Compression of Compressive Strength of different studies at the same time*

In all the above studies we have to compare all studies at the same time with different compositions. When only 10 % plastic was replaced with coarse aggregate at 7 days we found that the compressive strength is maximum and when 3 % hair with 20 % plastic add in concrete we found that the compressive strength is also good i.e. 28.26 Mpa. The minimum compressive strength we found when only 15% plastic was replaced with the coarse aggregate and when only 20 % plastic adds in concrete we found good compressive strength as compared to the 15 % of plastic. And similarly, at 28 days we found the same when 10 % of plastic is replaced with coarse aggregate but when 20 % plastic add we found minimum compressing strength.

TABLE VII  
Compressive Strength of different studies (7 and 28 Days)

Mix	Compressive strength	
	7 Days	28 Days
3% hair+20% Plastic	28.26	39.12
1.5% Steel Fiber+5% Plastic	23.02	34.12
10% Plastic	33.18	44.07
15% Plastic	20	31
20% Plastic	25.2	15.7

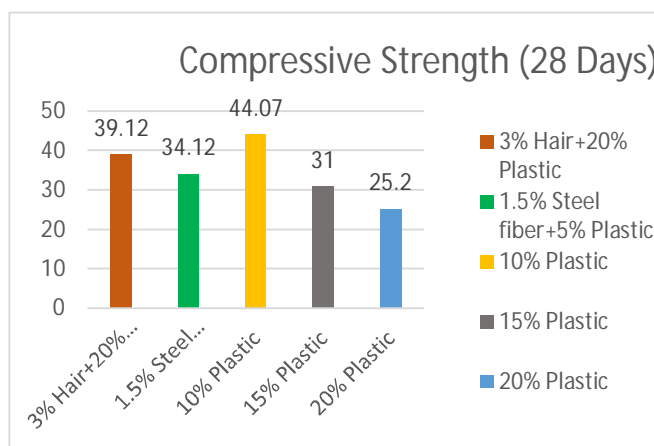


Fig. 3 Compressive Strength of different studies (28 days)

C. Split Tensile Strength

When the human hair adds in concrete then better tensile strength of concrete was achieved. The power is expanded in contrast to simple enough examples. Split elasticity was tested for different rates of human hair at the duration of 28 days using a testing Apparatus of compressive strength. Human hair levels are taken as 1, 1.5, 2, 2.5, and 3%. Sufficient cubes of concrete were restored at normal temperature. The obtained partition hardness data are graded. At the point when in contrast to M-20 mixture of concrete and conventional ratio with 2.0% hairs at multi-day strength, it is noticed that the compressing strength has expanded to the extent of 7.02 N/mm<sup>2</sup>.

TABLE VIII  
Split Tensile Strength (28 Days)

Mix	% of hair	% of Plastic	Split Tensile Strength
M0	0	0	3.243
M1	0.5	20	3.357
M2	1	20	3.822
M3	1.5	20	3.845
M4	2	20	3.945
M5	3	20	3.912

The tensile strength of the shapes was assessed after 28 days by testing a standard chamber of size 100 mm × 200 mm. The chambers were tried in a pressure testing Apparatus of a 2000 Kilo newton limit. The normal of the three examples were taken as the agent of elasticity of the cement for each clump. it may very well be concluded that the hardness of standard cement is 4.18 MPa, on the grounds that when waste plastics are replaced by aggregates better in rate, the elasticity of waste plastics decreases with expansion in replacement levels.

It becomes this becomes the wasted plastic. For the misfortune in hardness in cement, steel filaments are added to the low elasticity increase. 0.5, 1, and 1.5% steel strands are added to the concrete replacing the sand with 5% squander plastic. Taking the ideal dosage of plastic as 5% in squared plastic concrete and adding steel fiber to 0.5 spans at 1.5%. It has been observed that as the fiber level expands, the split hardness trademark additionally increases practically the same as that of normal customary cement.

TABLE IX  
Split Tensile Strength (28 Days)

Mix	% of Steel Fiber	% of Plastic	Tensile strength
M0	0	0	4.18
M1	0	5	3.45
M2	0.5	5	4.05
M3	1	5	4.2
M4	1.5	5	4.27

In another test result all mixes of concrete where the test uses a cylinder that size 30 cm long and 15 cm dia to find the flexible strength of concrete to pressure and partial elasticity in testing machine Graphical illustration of Comes 7, 14, and 28 days. Results in 28 days and unlike normal concrete, the split flexible strength of that’s concrete is decreased to 52.9 % when the coarse aggregate is retrieved by 20% e-plastic waste. This shows that the energy of cement decreases when fine aggregates are supplied by e-plastic waste. The below figure shows the strength of E- Plastic Wastage concrete along with the blending proportion of E-Plastic Waste concrete.

TABLE X  
Split Tensile Strength (7 and 28 Days)

Mix	% of Plastic	Split Tensile strength	
		7 Days	28 Days
M0	0	2.45	3.51
M1	10	2.25	3.23
M2	15	2.35	5.56
M3	20	2.28	3.31

In the Experiment of Bharani the E-plastic waste M25 grade of persistence mix in 7 and 28-day class measurements. The hardening properties of M25 grades of adequate test mixtures containing 100%, 15%, and 200th substitution and square amount are relatively analysed. It is seen that for the M25 grade e-plastic waste sufficient test, the properties obtained from 10, 15, and 20% of e-plastic at 7 days of age are in the diagram below. The exploratory result for split stiffness is the most extreme elasticity while reducing 15% e-plastic waste. Restoration by coarse aggregates in e waste will improve the limited range in contrast to ostensible mixtures. As such, it is anticipated that e waste will substitute the coarse aggregate in cement to some extent and this gives a resource answer for the reduction in the collection of regular assets, for example, aggregates and e-waste and in addition E-waste.

TABLE XI  
Split Tensile Strength (7,14, and 28 Days)

Mix	% of Plastic	Split Tensile strength		
		7 Days	14 Days	28 Days
M0	0	4.3	4.66	4.9
M1	10	4.3	4.4	4.8
M2	20	3.15	5	5.4
M3	30	2.4	3.1	3.8

When Mr. Panigrahi perfume the test using recycled plastic granules in a little place of Coarse aggregate and it was found that the tensile strength is better when the use of plastic granules is 20% at different times. And In this study, it was also found India generates about 40 million tonnes of strong waste every year. It is continuously developing at a rate of 1.5 percent to 2 percent. Plastics produce 12.3% of the total waste, the largest waste comes from wasting water bottles. Waste of plastic can’t be thrown away by uploading or copying, as they create out-of-control flames or tarnish soil and vegetation.



TABLE XII  
Split Tensile Strength (7,14, and 28 Days)

Mix	% of Plastic	Tensile strength		
		7 Days	14 Days	28 Days
M0	0	3.61	4	4.94
M1	10	2.1	2.7	3.3
M2	20	3.5	4	4.5
M3	30	2.5	2.9	3.8

Elasticity is an essential character of concrete as substantial designs are exceptionally helpless against tractable breaking due to various types of impacts and applied loadings. Be that as it may, the elasticity of cement is much less than its compressive strength. Due to the hassle of applying significant pressure to a single instance, the elasticity of cement is not fully determined in stone by a roundabout test strategy called the split tractable test and the pliable properties of the substantial examples in this review. is used to determine. It was over. Isolated hardness test worth testing in 28 days. Relative examination of varying elasticity test results in between control test and cement with apart rates of plastics waste. It is clear that the split hardness values for 10 percent HDPE, and 5 percent PET + 5 percent HDPE subbed sufficient examples were reduced by 37 percent, 7 percent separately, and the test value of 10 percent PET sufficient examples expanded by 21 percent. It shows that PET plastic has more hardness.

*D. Compression of tensile Strength of different studies at the same time*

In all the above studies we have to compare all studies at the same time with different compositions. When only 10 % plastic was replaced with coarse aggregate at 28 days we found that the tensile strength is maximum and when 3 % hair with 20 % plastic add in concrete we found that the tensile strength is also good i.e. 3.912 Mpa. The minimum compressive strength we found when only 15% plastic was replaced with the coarse aggregate but when only 20 % plastic adds in concrete we found good compressive strength as compared to the 15 % of plastic.

TABLE XIII  
Tensile Strength of different studies at 28 days

Mix	Tensile strength at 28 Days
3% hair+20% Plastic	3.912
1.5% Steel Fiber+5% Plastic	4.27
10% Plastic	4.8
15% Plastic	3.56
20% Plastic	4.5

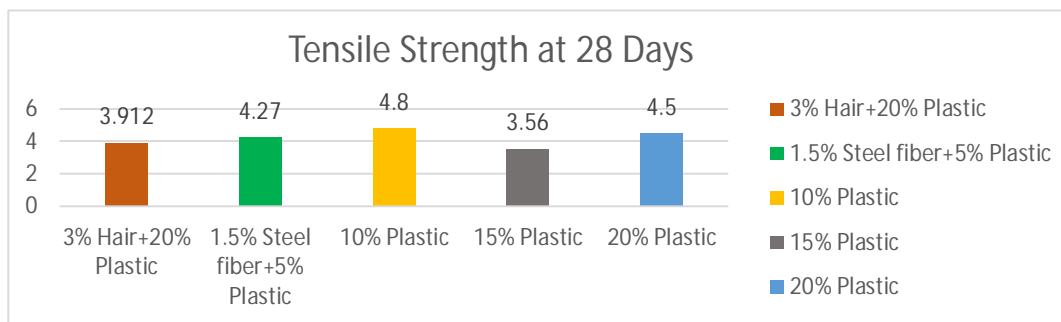


Fig. 4 Tensile Strength of different studies at 28 days

## V. LITERATURE REVIEW

### A. Bharani et a (2021)

It was noticed that 15 % of e waste is getting better than concrete 10% and 20% overall. Strength can be lessened by rising the e-waste %. The solidity of concrete decreases as the amount of plastic e waste increases.

### B. Suryakanta.Panigrahi (2021)

The compressive strength of the take a look at concrete is in contrast to that of simple concrete and it was noticed that the compressing strength of up to 80 percent is carried out for admixtures of waste plastics up to 30 percent (as a different for coarse-aggregates) in concrete volume. Hence for any structure, it found lightweight concrete.

### C. Rakibul Islam Rakib, (2018)

It was found some significant effects in concrete by replacing the coarse aggregate with waste plastic. It found a 4% reduce the unit weight of the concrete sample with plastic as compared to the control sample. It also found the compressive test value of the concrete sample with plastic is less than the control sample.

### D. Ahtesham Khurram (2017)

In this study, it was got that there was a lack of compressing strength of about 15-18% in waste plastic concrete as correlated to ordinary concrete. But it was also found about the density of the mixture of concrete. In this Experiment get the less density of concrete compared to the nominal concrete.

### E. Ashwini M B (2016)

The compressive, split flexible, and flexural concrete strength is less by 52.98% when compared with conventional concrete in 28 days When coarse-aggregates are retrieved by 20 percent of e-waste plastic.

### F. A Balaji, (2013)

Analysis was performed on blocks of concrete with different % of human hairs i.e. 0 to 3 percent with a difference of 0.5 percent by the quantity of cement and with a fixed proportion of plastic wastage aggregate as 20%. When M-20 concrete is correlated with ordinary concrete at 28-days strength with 2.0% hair, it is getting that the compressing strength has raised to a maximum of 7.02 N/mm<sup>2</sup>. It also found the compressive test value of the concrete sample with plastic is less than the control sample.

## VI. CONCLUSIONS

Plastic can be used the reduce the pollution of the environment. It can be also used in concrete to reduce the concrete unit weight. But it also reduced the density of concrete. In the overall study, we found that all strength of concrete will be decreased when we replaced the coarse aggregate with the waste plastic as a comparison to the ordinary concrete. But in some cases when replaced the human hair with aggregate the split tensile strength was raised in the proportion of the conventional concrete.

The test also expects applications in the development of lightweight concrete, reducing polymer waste in landfills, and assembling beautiful, attractive finishing items. From the overall result of these tests, we can see the density of concrete will be reduced by replacing the coarse aggregate with plastic and the unit weight will be also decreased. So we can use this concrete in the lightweight structure. When adding the human hair or steel fibre in the concrete the tensile strength will be increased.

## REFERENCES

- [1] "Laboratory Investigation Of Partial Replacement Of Coarse Aggregate By Plastic Chips And Cement By Human Hair: A S Balaji, D Mohan Kumar (2013).
- [2] "A study on Partial Replacement of Sand using Waste Plastic and Steel Fibers": Md. Shuja Ull Haq,Ahtesham Khurram (2017)
- [3] "Partial replacement of E-plastic Waste as Coarse-aggregate in Concrete": Ashwini Manjunath B T (2016)
- [4] "Mechanical properties of concrete as partial replacement of coarse aggregate by e-waste": S Bharani et a (2021).
- [5] "Behaviour of Concrete by Partial Replacement of Coarse Aggregate with Recycled Plastic Granules": Suryakanta Panigrahi (2021)
- [6] "Experimental investigation on the properties of concrete containing post-consumer plastic waste as coarse aggregate replacement": Zasiah Tafheem, Rakibul Islam Rakib (2018).
- [7] ]"Experimental Study on Concrete by Partial Replacement of Cement with Human Hair, Glass Fiber and Course Aggregate with Plastic Chips": Shailja Sharma(2021).
- [8] "Study on partial replacement of pulverised plastic as fine aggregate in rigid pavements": Vakkar (2019).



- [9] "Development Of Energy-Efficient Concrete Buildings Using Recycled Plastic Aggregate": M. Elzafraney1,P. Soroushian And M. Deru, 10.1061/\_Asce\_1076- 0431\_2005
- [10] "Properties Of Hpc With Recycled Aggregates", Cement And Concrete Research,:Tung-Yueh,Yuen-Yeunchen,Chao-LungHwang(2006), Vol : 36, Pp943 - 950..
- [11] "Properties of concrete made with recycled aggregate from partially hydrated old concrete": Amnon Katz ( 2003), Cement and Concrete Research,vol 33,pp 703-711.
- [12] "Use of plastic waste as aggregate in cement mortar and concrete preparation: A review. Constr. Build.": N. Saikia, J. de Brito, Mater. 34(2012) 385-401. doi:10.1170.2012.020.67.
- [13] Use of recycled plastic in concrete: A review": R. Siddique, J. Khatib, I. Kaur., Waste Manag. 28(10) (2008) 1835– 1852. doi:10.1016/j.wasman.2007.09.011.
- [14] Concrete containing plastic aggregates": Al-Manaseer, T R Dalal., Concrete Int. 19(8) (1997) 47-52..
- [15] Properties of concrete containing recycled plastic as coarse aggregate": A. Hasan, M.F. Wahid,M.R. Karim, M.Z. Habib, M.N. Islam,. In: Proceedings of International conference on recent innovation in civil engineering for sustainable development, DUET, Gazipur, 2015.
- [16] An investigation on the use of shredded waste PET bottles as aggregate in lightweight concrete": S. Akçaözoğlu, C D Atiş, K Akçaözoğlu., Waste Manag. 30(2) (2010) 285–290. doi:10.1016/j.wasman.2009.09.033.
- [17] Yoon S-Ho, Kim S-Yeon, Park G-Hee, Kim Y-Kang, Cho C-Ho, Park B-Hun, Multiple Power-Based Building Energy Management System for Efficient Management of Building Energy, Sustainable Cities and Society (2018).



10.22214/IJRASET



45.98



IMPACT FACTOR:  
7.129



IMPACT FACTOR:  
7.429



# INTERNATIONAL JOURNAL FOR RESEARCH

IN APPLIED SCIENCE & ENGINEERING TECHNOLOGY

Call : 08813907089  (24\*7 Support on Whatsapp)