



IJRASET

International Journal For Research in
Applied Science and Engineering Technology



INTERNATIONAL JOURNAL FOR RESEARCH

IN APPLIED SCIENCE & ENGINEERING TECHNOLOGY

Volume: 12 **Issue:** XII **Month of publication:** Dec 2024

DOI:

www.ijraset.com

Call:  08813907089

E-mail ID: ijraset@gmail.com



A Study of Portfolio Construction

Nalla Priyanka¹, Mrs. K. Prasanthi²

¹MBA 2nd Year, ²Assistant Professor, Sridevi Women's College, Hyderabad

Abstract: *This study explores portfolio construction methodologies, aiming to identify optimal strategies that balance risk and return in diverse market conditions. We examine traditional and modern approaches, including mean-variance optimization, risk parity, and factor-based investing. Using a dataset of historical asset returns across equities, fixed income, and alternative assets, we apply quantitative methods to assess the effectiveness of each approach in achieving diversified, resilient portfolios. Furthermore, we analyse the impact of rebalancing frequency, asset correlations, and market volatility on portfolio performance. Our findings reveal that while traditional models like mean-variance optimization perform well under stable conditions, factor-based and risk-parity models show resilience in volatile markets. This research provides actionable insights for investors seeking robust, adaptive portfolio construction techniques in an increasingly complex financial landscape.*

Keywords: *Portfolio construction, Risk, Returns and Market Derivatives.*

I. INTRODUCTION

The process of portfolio construction is foundational in investment management, as it shapes how investors allocate capital across different asset classes to achieve their financial objectives. With the growing complexity of global markets, constructing a portfolio that can withstand diverse market conditions while optimizing for risk and return has become increasingly challenging. Traditional approaches, have served as the cornerstone of portfolio theory, yet their effectiveness can diminish under certain market environments, especially during periods of high volatility and asset correlation. In response to these limitations, alternative strategies, including risk-parity, factor-based investing, and dynamic asset allocation, have emerged as popular frameworks. These methodologies prioritize different aspects of portfolio design, from managing asset correlations and systemic risk to enhancing diversification through exposure to uncorrelated risk factors. As investors continue to navigate economic uncertainty and seek returns in a low-yield environment, the need for adaptive and resilient portfolio construction techniques is more critical than ever.

II. OBJECTIVES

- 1) To understand the Investors way of portfolio construction and management.
- 2) To know about the knowledge of the investors regarding investment. □ To determine how the analysis of portfolio affects investors.

III. REVIEW OF LITERATURE

Bing Zhu(2012), The review targets understanding the exhibition of exchange estimating hypothesis (APT) in the Shanghai Stock Exchange. In finance, exchange estimating hypothesis (APT) is an overall hypothesis of resource valuing that holds that the normal return of a monetary resource. The exploration brings up the way that variables, for example, unfamiliar hold, sends out, trade rates, and joblessness rate affects the profits of energy area. As the unfamiliar hold increments by 1, the stock return of energy area increments by 2.142004. This shows that unfamiliar stores straightforwardly affect the profits of energy area.

Kaushal A. Bhatt(2013), The paper targets concentrating on the education and familiarity with capital business sectors among financial backers in regards to different speculation roads. To find and recognize fragments favored more by individuals and the impacting power behind the direction, while putting resources into at present accessible choices including financial exchanges. It infers that financial backers are moving to new speculation roads, for example, equity markets, mutual funds, bonds, and others like gold, land etc. This is due to the decreasing trend of bank rates. This also increases the scope of business for the investment companies. The investors are also risk sensitive. They want more safety and security. The stock markets have become very popular due to high rate of return but due to uncertainty and risk many people do not invest in equity markets. This stands true due to the lack of stability in the current market scenarios. The risk related to investment also defines the amount invested by people in the particular stock. The factors like age, occupation and another major factors being considered were market scenario, risk involved and other investment opportunities.



Reena Rai(2014), The paper under focus on expects to focus on the components affecting a monetary sponsor dynamic direct on reason of related examinations. It expresses that the different elements that impact incorporate different segment factors like orientation, age, schooling. It is realized that men are more arrogant than ladies. Age assumes a part on the outlook of the individual and the penchant to face challenge. It additionally clarifies now and again, the pre-cautious demeanor and traditionalism. On the firm level the choice of the financial backers relies upon capital design normal valuing, political and media openness, pattern investigation, past execution of organization's stocks, expected profit and EPS and so forth. At last, it reasons that out of the different variables influencing conduct of financial backers a few elements play a slight part while some significantly sway financial backer conduct. The overall elements being orientation, age, certainty levels, mental inclination, hazard factors, organization's exhibition. Rakesh H.M (2014) The paper proposes to focus on the direct of individual monetary supporters in the protections trades and the components that sway their theory decisions, which join care level, adventure term, etc. The investigation relied upon the fundamental data accumulated from the city of Mysore of 150 respondents, being monetary patrons. The investigation paper sees that fundamental 10% of the respondents intended to remain put the protections trade for a period of north of 5 years. Thusly, the investigation paper saw that people would prefer not to remain submitted for longer time period into the monetary trade despite it giving better returns. The paper assessments that yearly compensation and yearly save reserves are given importance by monetary supporters, yet the level of speculation reserves is picked by their level of pay. He communicates that "monetary sponsor are totally careful concerning the protections trade and they feel that market improvements furthermore impact the endeavor illustration of monetary patrons in the protections trade." The paper at any rate remains silent on insight about the ignorant monetary supporters have close to zero insight into the financial circumstances, with market designs and stock worth turns of events. It is tailored to the factors that affect stores and information hotspots for autonomous management. Examples of personal reward levels and financial support theory. The level of beneficiary compensation determines the type of speculative street he likes.

IV. RESEARCH METHODOLOGY

In research methodology, we will examine the risk perception of equity shareholders and their portfolio management. Here, we would gather data of Equity shares of and how investors manage the risk and portfolio to invest in different portfolio of the equity shares. Then we would conclude how private and public sector banks are performing and also, we would know that how investors are managing risk.

A. Population and Sample

Population of the research will be investors who are investing in Stock Market in Different Sectors and Different Segments. Sample of research will be 80 investors who are investing in Stock Market.

B. Data and Sources of Data

There are two types of data:

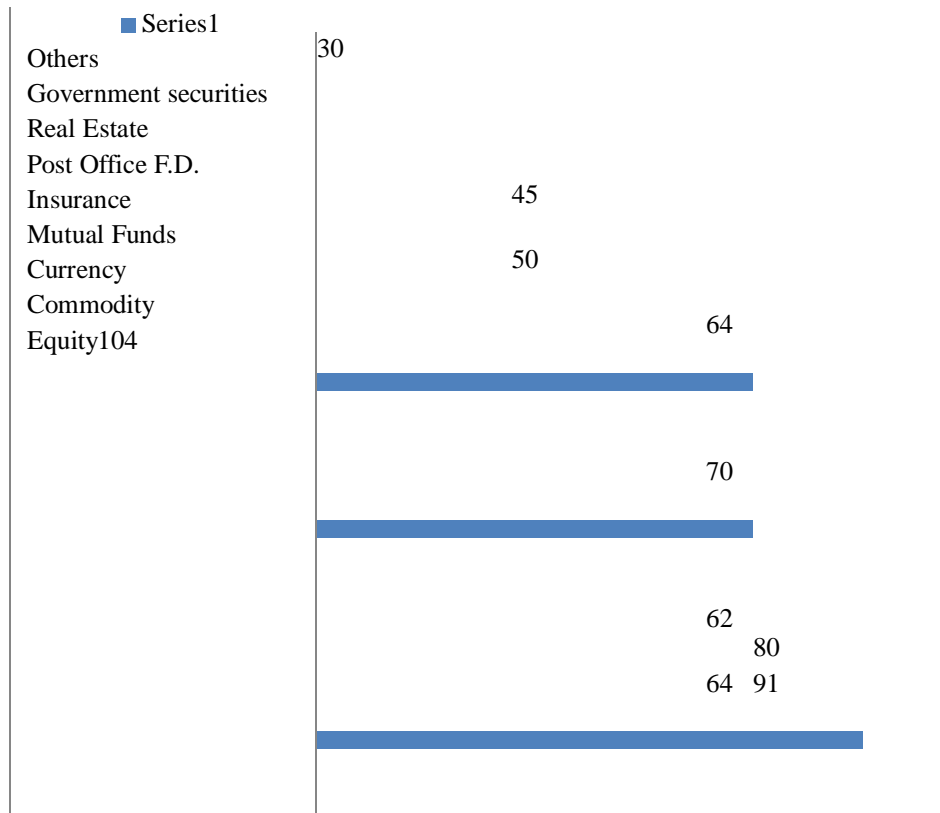
- 1) Primary data: primary data can be collected by making questionnaire and observing data from them.
- 2) Secondary data: The secondary data related to portfolio management collected through the NSE website. The secondary data will be collected by reference books or company website and various financial websites.

V. RESEARCH DESIGN

Here, secondary data of growth of equity shareholders. And there will be questionnaire for investors to examine to know the perception of investors who are investing in Stock Market.

1) Table 2: In which avenues do you invest?

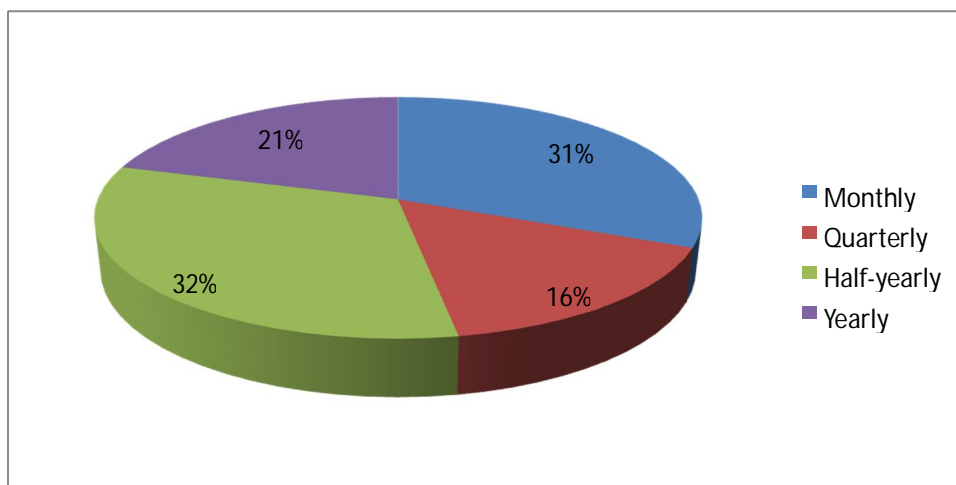
S.NO	AVENUES	PERCENTAGE
1	Equity	104 (51.7%)
2	Commodity	64 (31.8%)
3	Currency	62 (30.8%)
4	Mutual Funds	91 (45.3%)
5	Insurance	70 (34.8%)
6	F.D.	80 (39.8%)
7	Post Office	64 (31%)
8	Real Estate	50 (24.9%)
9	Government securities	45 (22.4%)
10	Others	30 (14.9%)



Interpretation: From this analysis, it observes that the huge number of respondents have chosen Equity more than 50% i.e., 51.7%. From this we come to know that investors are more inserted in taking more risk and more interest.

2) How many times you invest in.....

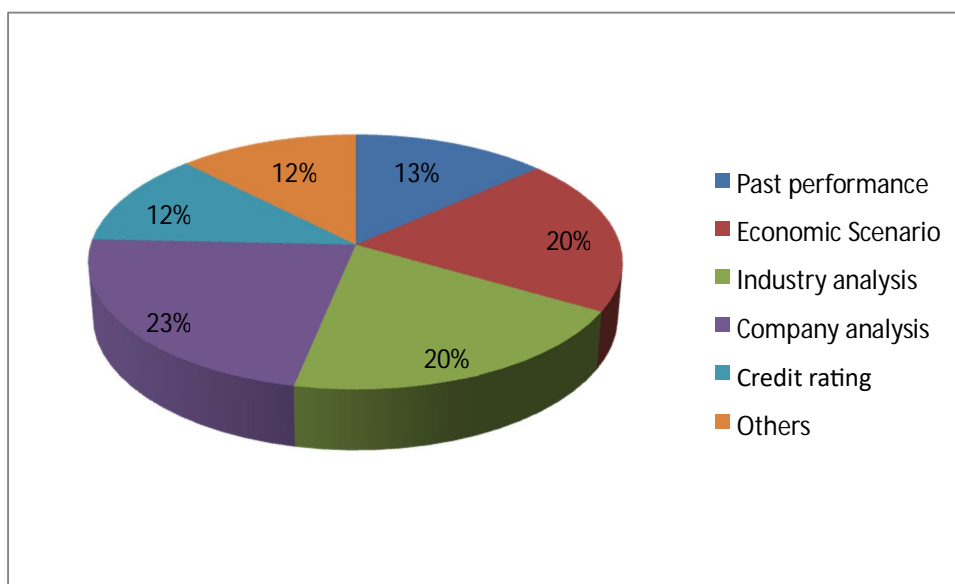
S.NO	TIMES	PERCENTAGE
1	Monthly	31.3%
2	Quarterly	15.9%
3	Half-yearly	32.3%
4	Yearly	20.4%



Interpretation: As we see in question second and third more respondents have selected equity. So, monthly investment is done in equity. There is huge number of respondents with 31.3% as monthly.

3) Table 3: How you construct your portfolio

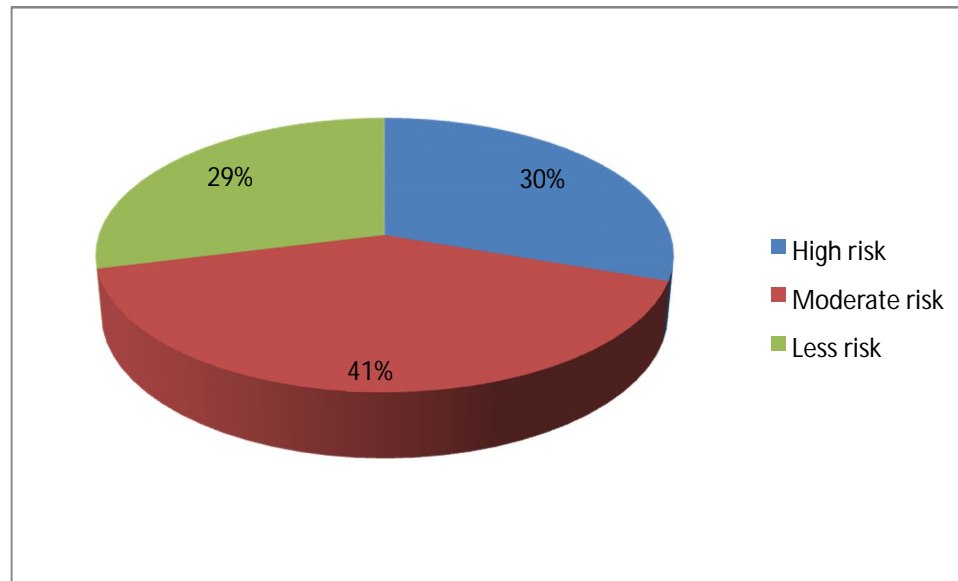
S.NO	BASIS	PERCENTAGE
1	Past performance	13.4%
2	Economic Scenario	19.9%
3	Industry analysis	19.9%
4	Company analysis	22.4%
5	Credit rating	11.9%
6	Others	12.4%



Interpretation: From this analysis a greater number of respondents are invest and construct their portfolio from company analysis is 22.4%.

4) Table 4: What level of risk you ready to undertake for your portfolio?

S.NO	LEVEL OF RISK	PERCENTAGE
1	High risk	30.3%
2	Moderate risk	40.8%
3	Less risk	28.9%



Interpretation: More investors are interested to take Moderate risk. High percentage is observed in case of Moderate risk 55%. For moderate and low risk only 30.3% and 28.9% is observed. High risk will lead to high profit.

VI. FINDINGS

In my research investors have choose moderate risk. By choosing moderate risk for their investment time horizon is more. And gets some amount continuously of investment as per their avenue.

Investor invest their money because they can save from tax. Tax saving is the biggest reason for investment. In this research we can see diversity of avenues. Because investor can balance the risk if their portfolio is diversified.

VII. SUGGESTIONS

When constructing a portfolio, careful considerations are needed for various factors to achieve balance between risk and return. Let's have a look at them.

- 1) **Investment Goals:** One must define their goals for investments. They can be capital appreciation, income generation, wealth preservation. Defining an objective is important because it will guide select assets accordingly. Capital appreciation is an aggressive growth approach, you invest more in stocks with higher returns even when they come at higher volatility. For short-term goals, a bigger portion might be put into stable assets like high-quality bonds and cash equivalents.
- 2) **Risk Tolerance:** The assets in a higher-risk portfolio might have more conservative choices. The main goal of a modest risk profile is to protect capital, so its assets are a mix of both risky and safe stocks.
- 3) **Diversification:** Spread your investments across different assets within each class, sectors, industries, and geographical areas. Diversification can help lower risk by keeping you from spending too much money on any purchase.
- 4) **Time Horizon:** You should consider how long you want to keep your investments. When you have a shorter time horizon, you need to make more stable decisions than when you have a longer time horizon, which usually gives you more room to take risks and grow.
- 5) **Market Conditions:** Market conditions influence asset allocation decisions. For example, buyers might put more money into stocks when the market is going up. They might put more money into bonds or cash when the market is going down. Risk management is based on making changes to asset allocation based on how the market is doing.
- 6) **Tax Implication:** Every investment has costs. Taxes can sting the most out of all the expenses and take the biggest bite out of your returns. Different investment types generate varying tax consequences, so make sure your investments are tax-efficient, especially in tax-advantaged accounts like IRAS.



VIII. CONCLUSION

- 1) Overall, a well-diversified portfolio is your best bet for the consistent long-term growth of your investments.
- 2) First, determine the appropriate asset allocation for your investment goals and risk tolerance.
- 3) Secondly, pick the individual assets for your portfolio.
- 4) Third, monitor the diversification of your portfolio, checking to see how weightings have changed.
- 5) Make adjustments when necessary, deciding which underweighted securities to buy with the proceeds from selling the over weighted securities.
- 6) Time is your friend. The earlier you start investing the better off you'll be at retirement. □ To reduce risk, diversify your portfolio.
- 7) Minimize costs by investing in low-fee vehicles such as index funds.

REFERENCES

- [1] Reena Rai (2014), Factors Affecting Investors' Decision-Making Behaviour in The Stock Market: An Analytical Review, Indian Journal of Applied Research (Vol.4, Issue-9), ISSN – 2249-555X
- [2] Bing Zhu (2012), The Effects of Macroeconomic Factors on Stock Return of Energy Sector in Shanghai Stock Market, International Journal of Scientific and Research Publications (Vol.2, Issue-11), ISSN 2250-3153
- [3] Kaushal A. Bhatt (2013), Investment and Trading Pattern of Individuals Dealing in Stock Market, The SIJ Transactions on Industrial, Financial & Business Management (IFBM) (Vol.1, Issue-02), ISSN: 2321 – 242X
- [4] Rakesh H.M (2014), A Study on Individual Investors Behaviour in Stock Markets of India, IJMSS (Vol.02, Issue-02), ISSN:2321-1784



10.22214/IJRASET



45.98



IMPACT FACTOR:
7.129



IMPACT FACTOR:
7.429



INTERNATIONAL JOURNAL FOR RESEARCH

IN APPLIED SCIENCE & ENGINEERING TECHNOLOGY

Call : 08813907089  (24*7 Support on Whatsapp)