



# IJRASET

International Journal For Research in  
Applied Science and Engineering Technology



# INTERNATIONAL JOURNAL FOR RESEARCH

IN APPLIED SCIENCE & ENGINEERING TECHNOLOGY

**Volume:** 12    **Issue:** 1    **Month of publication:** January 2024

**DOI:** <https://doi.org/10.22214/ijraset.2024.58013>

[www.ijraset.com](http://www.ijraset.com)

Call:  08813907089

E-mail ID: [ijraset@gmail.com](mailto:ijraset@gmail.com)

# "Advanced Materials in Refrigeration Systems: An In-depth Analysis of Novel Additives and Their Influence on Heat Transfer Efficiency and Energy Consumption"

Rahish Kumar Saha<sup>1</sup>, Amit Agrawal<sup>2</sup>

<sup>1</sup>M.Tech Scholar, <sup>2</sup>Assistant Professor, Department of Mechanical Engineering, Shri Ram college of Engineering & Management Bannore Gwalior, Madhya Pradesh 476444, India

**Abstract:** This study explores the cutting-edge domain of nano refrigerants, aiming to boost the cooling performance of the widely used refrigerant R-134a by integrating a precisely balanced blend of CuO and SiO<sub>2</sub> nanoparticles. The primary motivation for this research is the imperative to transform refrigeration systems, making them more energy-efficient and environmentally sustainable. The research methodology involves systematically creating a nano refrigerant by dispersing varying concentrations of CuO and SiO<sub>2</sub> nanoparticles in R-134a. Selected for their exceptional thermal conductivity and stability, these nanoparticles have the potential to significantly enhance the heat transfer properties of the refrigerant. Initial stages encompass rigorous assessments of thermal conductivity improvements compared to the base R-134a, laying the groundwork for practical evaluations in a heat exchanger setup. In heat exchanger experiments, crucial parameters such as heat transfer coefficient, pressure drop, and overall heat transfer rate are precisely measured, providing a comprehensive understanding of the nano refrigerant's real-world performance. The objective is not only to enhance thermal conductivity but also to optimize the nano refrigerant for effective and efficient heat exchange, thereby elevating the cooling capacity of R-134a. Stability studies are integral, ensuring the long-term viability of the nano refrigerant. Scrutinizing compatibility with commonly used refrigeration system materials and monitoring potential degradation over extended periods are essential. Insights from stability studies are crucial for establishing the practicality of implementing this nano refrigerant in diverse refrigeration applications. In addition to experimental work, mathematical models and simulations provide a theoretical foundation for observed phenomena. These models assist in predicting and optimizing the behavior of the nano refrigerant under various operating conditions, offering a valuable tool for refining nanoparticle concentrations for maximum efficiency. Environmental considerations are paramount, addressing concerns related to nanoparticle release and disposal. An eco-conscious approach is essential, ensuring that the benefits of enhanced cooling capacity are not compromised by potential environmental risks associated with nanoparticle usage. Comparative analyses with existing nano-refrigerants in the literature provide a broader context to the study, offering insights into the competitiveness of the CuO-SiO<sub>2</sub>/R-134a formulation. This comparative perspective is crucial for assessing the novel formulation's potential in the broader landscape of nano-refrigeration research.

**Keywords:** Nano-refrigeration, R-134a, CuO nanoparticles, SiO<sub>2</sub> nanoparticles, Cooling capacity enhancement, Thermal conductivity, Heat transfer efficiency, Refrigeration system.

## I. INTRODUCTION

The continual pursuit of energy efficiency and environmental sustainability in refrigeration technology has spurred innovative strategies to enhance the performance of conventional refrigerants. Among these approaches, the incorporation of nanoparticles into refrigerants, known as nano refrigeration, has emerged as a promising frontier. This study focuses on elevating the cooling capacity of R-134a, a widely employed hydrofluorocarbon refrigerant, through the introduction of a combination of CuO (copper oxide) and SiO<sub>2</sub> (silicon dioxide) nanoparticles. Refrigeration systems serve as vital components in various industries and households, contributing significantly to global energy consumption. However, their efficiency and environmental impact have come under scrutiny, prompting the exploration of advanced technologies that can mitigate these concerns. Nano refrigeration stands out as a cutting-edge solution, leveraging the distinctive thermal properties of nanoparticles to enhance heat transfer efficiency in refrigerants.

The rationale behind selecting CuO and SiO<sub>2</sub> nanoparticles lies in their well-established thermal conductivity and stability. CuO is renowned for its high thermal conductivity, while SiO<sub>2</sub> contributes stability to the nanoparticle mixture. The synergistic effect of combining these nanoparticles aims to address the inherent limitations of traditional refrigerants, particularly in terms of their heat transfer capabilities.

In the course of this study, we systematically prepare nano refrigerants by dispersing varying concentrations of CuO and SiO<sub>2</sub> nanoparticles in R-134a. The initial focus centers on measuring the thermal conductivity improvements achieved by the nano refrigerant in comparison to pure R-134a. Subsequent investigations extend to practical evaluations in a heat exchanger setup, scrutinizing critical parameters such as heat transfer coefficient, pressure drop, and overall heat transfer rate. These experiments offer invaluable insights into the practical viability of the nano refrigerant within real-world cooling systems.

Stability studies form an integral facet of the research, ensuring the longevity of the nano refrigerant and its compatibility with materials commonly employed in refrigeration systems. Additionally, mathematical models and simulations are employed to optimize nanoparticle concentrations for diverse operating conditions, providing a comprehensive understanding of the nano refrigerant's behavior.

Environmental considerations are paramount in this study, addressing concerns associated with nanoparticle release and disposal. The overarching goal is to develop a nano refrigerant that not only enhances cooling capacity but also adheres to sustainable and eco-friendly practices.

By the culmination of this research endeavor, our aim is to contribute to the development of greener and more energy-efficient refrigeration systems. The insights gleaned from this study may pave the way for practical applications of CuO and SiO<sub>2</sub> nanoparticle-infused R-134a, marking a significant stride toward a sustainable future in refrigeration technology.

## II. TYPES OF REFRIGERATION

Refrigeration is a crucial technology used for cooling and preserving perishable goods, creating comfortable living and working environments, and facilitating various industrial processes. There are several types of refrigeration systems, each designed to meet specific needs. Here are some common types of refrigeration:

### A. Vapor Compression Refrigeration

This is the most common type of refrigeration used in households and commercial applications. It involves a compressor, condenser, expansion valve, and evaporator. The refrigerant undergoes a cycle of compression, condensation, expansion, and evaporation to absorb and release heat.

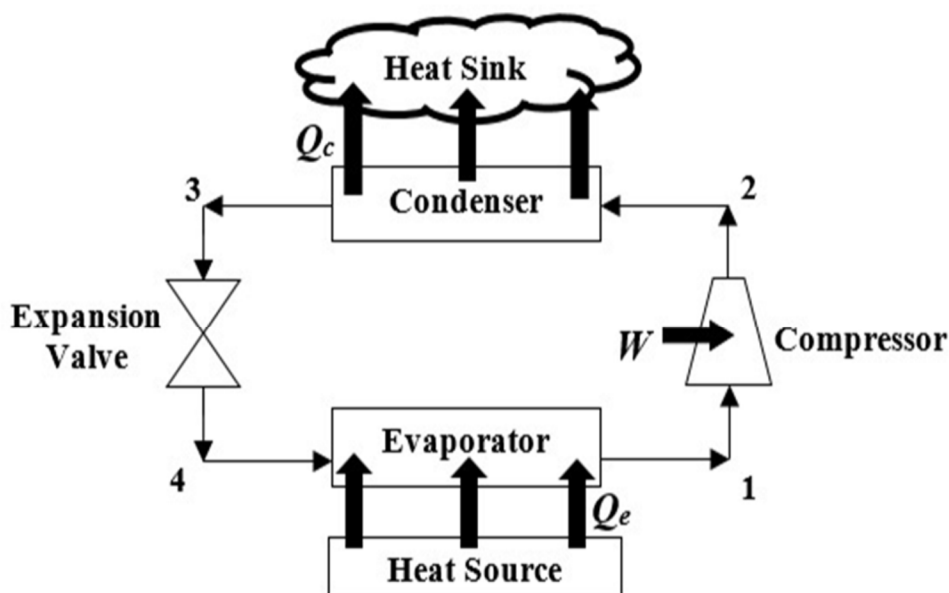


Figure 1 A simple vapour compression refrigeration system

**B. Absorption Refrigeration**

Absorption refrigeration systems use a combination of a liquid absorbent and a refrigerant to achieve cooling. Commonly used in large industrial and commercial applications, absorption refrigerators often operate on heat energy, such as waste heat from industrial processes or natural gas.

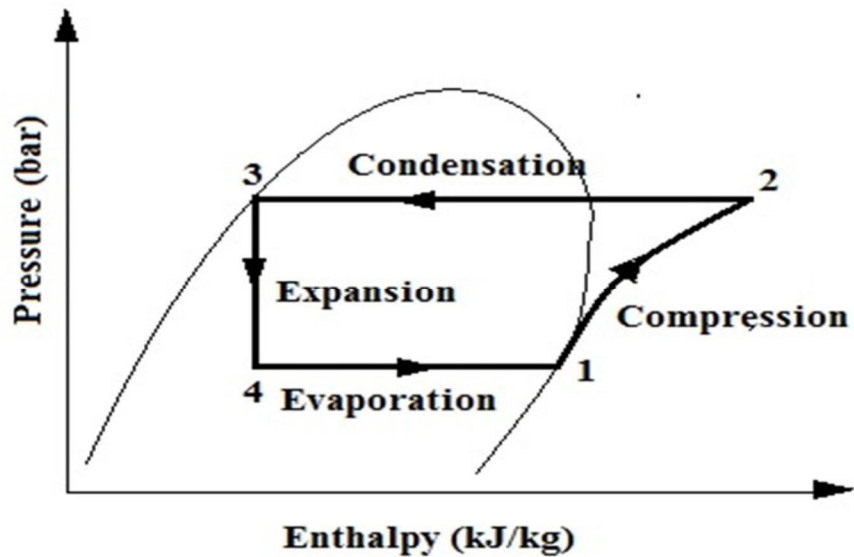


Figure 2 p-h diagram of vapour compression refrigeration cycle

**C. Vapor Absorption Refrigeration**

Similar to absorption refrigeration, vapor absorption refrigeration systems use a heat source to drive the absorption process. Water is commonly used as the absorbent, and ammonia or lithium bromide is used as the refrigerant.

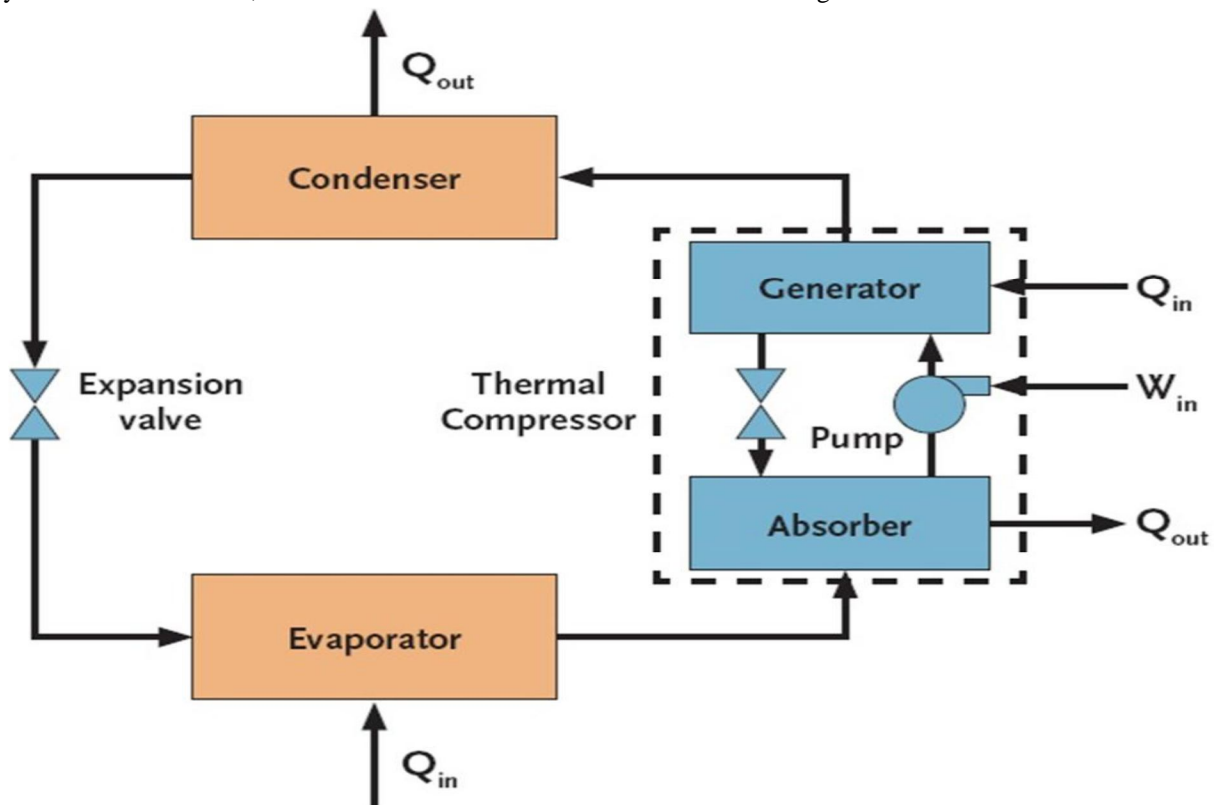


Figure 3 Vapour Absorption Refrigeration system

#### D. Gas Cycle Refrigeration

Gas cycle refrigeration systems, also known as Joule-Thomson refrigeration, rely on the expansion of a high-pressure gas to achieve cooling. These systems are used in specific applications such as liquefied natural gas (LNG) production

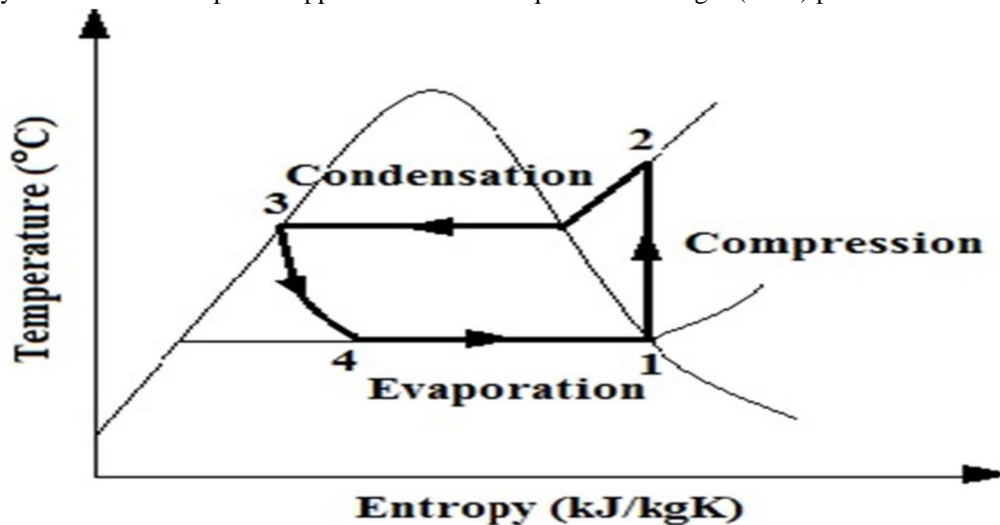


Figure 4 T-s diagram of vapour compression refrigeration cycle

#### E. Thermoelectric Refrigeration

Thermoelectric refrigeration utilizes the Peltier effect, where an electric current is passed through a junction of two different conductors to create a temperature difference. This technology is often used in small cooling applications like portable coolers and electronic devices.

#### F. Ejector Refrigeration

Ejector refrigeration systems use a jet or ejector device to create a pressure difference in the refrigerant. This type of refrigeration is suitable for applications where a large temperature lift is required.

#### G. Cryogenic Refrigeration

Cryogenic refrigeration involves the use of extremely low temperatures, typically below -150 degrees Celsius (-238 degrees Fahrenheit). This type of refrigeration is employed in applications such as liquefied natural gas (LNG) production, medical cryogenics, and certain industrial processes.

#### H. Cascade Refrigeration

Cascade refrigeration systems use two or more refrigeration cycles operating at different temperature levels. These systems are often employed in applications where a single refrigerant cannot cover the required temperature range.

#### I. Thermal Energy Storage Refrigeration

Thermal energy storage refrigeration systems store thermal energy during off-peak periods and use it during peak demand times. This type of refrigeration helps optimize energy use and reduce overall energy costs.

The choice of refrigeration system depends on factors such as the desired temperature range, application, energy efficiency requirements, and environmental considerations. Each type of refrigeration system has its advantages and limitations, making it suitable for specific applications.

### III. APPLICATION OF REFRIGERATION

Refrigeration plays a vital role in various industries, commercial settings, and everyday life. Its applications extend beyond mere cooling; refrigeration is essential for preserving food, facilitating medical procedures, and supporting various industrial processes. Here are some key applications of refrigeration:

*A. Food Preservation*

- 1) *Commercial Refrigeration:* Supermarkets, grocery stores, and restaurants use refrigeration systems to store and display perishable food items such as fruits, vegetables, dairy products, and meats.
- 2) *Home Refrigeration:* Refrigerators in households are used to preserve food and maintain freshness.

*B. Medical and Pharmaceutical Storage*

- 1) *Cold Storage:* Medicines, vaccines, and certain medical supplies require specific temperature conditions for storage. Refrigeration ensures that these items remain effective and safe for use.

*C. Industrial Processes*

- 1) *Chemical Processing:* Some industrial processes, especially those involving chemical reactions, require precise temperature control. Refrigeration helps maintain the desired conditions for these processes.
- 2) *Manufacturing:* Refrigeration is employed in various manufacturing processes, such as the production of plastics, metal casting, and electronic components.

*D. Air Conditioning*

- 1) *Comfort Cooling:* Refrigeration is the foundation of air conditioning systems used for maintaining comfortable indoor temperatures in homes, offices, malls, and other commercial spaces.
- 2) *Data Centers:* Cooling is critical in data centers to prevent overheating of servers and other electronic equipment.

*E. Transportation*

- 1) *Refrigerated Transport:* The transportation of perishable goods, including food and pharmaceuticals, relies on refrigerated trucks and containers to maintain the required temperature during transit.

*F. HVAC (Heating, Ventilation, and Air Conditioning)*

- 1) *Cooling Systems:* HVAC systems use refrigeration to cool and dehumidify air in buildings, contributing to a comfortable and controlled indoor environment.

*G. Liquefied Natural Gas (LNG) Production*

- 1) *Cryogenic Refrigeration:* The liquefaction of natural gas for storage and transportation involves cryogenic refrigeration, where extremely low temperatures are maintained.

*H. Beverage Industry*

- 1) *Brewing and Beverage Production:* Refrigeration is crucial in the brewing and beverage industry for fermentation, storage, and cooling processes.

*I. Ice Production*

- 1) *Commercial Ice Making:* Refrigeration is used to produce ice for various applications, including foodservice, medical purposes, and cooling drinks.

*J. Research and Laboratories*

- 1) *Laboratory Refrigeration:* Laboratories often use refrigeration for storing samples, chemicals, and temperature-sensitive materials.

*K. Cold Storage Warehousing*

- 1) *Logistics and Distribution:* Cold storage warehouses are integral to the distribution and storage of frozen and refrigerated goods before they reach retailers or end consumers.

*L. Dairy Industry*

- 1) *Milk Cooling:* Refrigeration is crucial in the dairy industry for rapidly cooling and preserving milk to maintain its quality.

#### IV. REFRIGERATION OF NANO FLUIDS

The application of nanofluids in refrigeration represents an innovative approach to enhance the heat transfer characteristics of traditional refrigerants. Nanofluids are engineered colloidal suspensions of nanoparticles in a base fluid, often water or another conventional coolant. The addition of nanoparticles, such as metal oxides or carbon-based materials, to refrigerants can significantly improve thermal conductivity, leading to more efficient heat transfer and enhanced refrigeration performance. Here are key aspects of refrigeration using nanofluids:

- 1) *Thermal Conductivity Enhancement*: Nanoparticles, like copper oxide (CuO) or aluminum oxide (Al<sub>2</sub>O<sub>3</sub>), possess higher thermal conductivity than traditional refrigerants. Incorporating these nanoparticles into the refrigerant enhances its thermal conductivity, improving heat transfer efficiency in the refrigeration system.
- 2) *Heat Transfer Efficiency*: The enhanced thermal conductivity of nanofluids translates to improved heat transfer rates in heat exchangers and evaporators. This can result in faster cooling or freezing of substances in refrigeration applications.
- 3) *Refrigerant Nanofluid Combinations*: Different nanoparticles can be combined with various refrigerants, such as R-134a or R-22, to create nanofluids tailored for specific temperature and pressure conditions. This allows for customization based on the requirements of the refrigeration system.
- 4) *System Performance Improvement*: The use of nanofluids in refrigeration systems can lead to increased system efficiency, potentially improving the coefficient of performance (COP). This, in turn, may contribute to energy savings and reduced environmental impact.
- 5) *Heat Exchanger Enhancement*: Nanofluids can be particularly advantageous in refrigeration heat exchangers. The improved heat transfer properties enable more effective cooling or heating of the working fluid in these components.
- 6) *Stability and Compatibility*: Stability studies are crucial to ensure that nanofluids remain homogeneous over time and do not settle or agglomerate. Compatibility with materials used in refrigeration systems is also important to prevent corrosion or other adverse effects.
- 7) *Optimization through Modeling*: Mathematical models and simulations are employed to predict and optimize the performance of refrigeration systems using nanofluids. These models assist in determining the optimal concentration of nanoparticles for specific operating conditions.
- 8) *Environmental Considerations*: The environmental impact of nanofluids, including the potential release of nanoparticles, is a critical aspect that needs attention. Research focuses on ensuring the eco-friendliness of these refrigerants.
- 9) *Practical Applications*: Research in this field aims to transition from laboratory-scale experiments to practical applications. Testing nanofluids in real-world refrigeration scenarios is essential for assessing their feasibility and performance.
- 10) *Future Trends*: Ongoing research explores new nanoparticle materials and their combinations to further enhance the thermal properties of nanofluids, contributing to the continuous improvement of refrigeration technologies.

#### V. MATERIAL PROPERTIES

Material properties play a crucial role in determining the behaviour, performance, and suitability of materials for various applications. Here are some key material properties and their significance:

##### A. Mechanical Properties

- 1) *Strength*: Indicates the material's ability to withstand an applied force without breaking or deforming.
- 2) *Stiffness*: Measures the material's resistance to deformation under stress.
- 3) *Elasticity*: Describes the material's ability to return to its original shape after deformation.

##### B. Thermal Properties

- 1) *Thermal Conductivity*: Represents the material's ability to conduct heat. High thermal conductivity is desirable for efficient heat transfer.
- 2) *Thermal Expansion*: Measures the material's dimensional changes in response to temperature variations.

##### C. Electrical Properties

- 1) *Conductivity*: Indicates how well a material conducts electric current. Metals generally have high conductivity.
- 2) *Dielectric Constant*: Reflects a material's ability to store electrical energy in an electric field.

#### D. Optical Properties

- 1) *Transparency/Opaquity*: Defines how much light can pass through a material. Transparent materials allow light to pass through, while opaque materials block light.
- 2) *Reflectivity*: Measures the amount of light reflected by a material's surface.

#### E. Chemical Properties

- 1) *Corrosion Resistance*: Indicates a material's ability to withstand chemical deterioration due to environmental factors.
- 2) *Chemical Reactivity*: Describes how a material interacts with other substances, including its susceptibility to chemical reactions.

#### F. Magnetic Properties

- 1) *Magnetic Permeability*: Determines how easily a material can be magnetized. Ferromagnetic materials have high permeability.
- 2) *Magnetic Susceptibility*: Measures a material's response to an applied magnetic field.

#### G. Density

- 1) Describes the mass of a material per unit volume. It influences the material's weight and is crucial in structural and design considerations.

#### H. Hardness

- 1) Represents a material's resistance to deformation, scratching, or abrasion. It is essential for assessing wear resistance.

#### I. Acoustic Properties

- 1) *Speed of Sound*: Indicates how quickly sound travels through a material. This property is vital in applications related to acoustics.

#### J. Biocompatibility

- 1) Important in medical and biological applications, indicating the compatibility of a material with living tissues without causing adverse reactions.

Understanding and optimizing these material properties are fundamental in material science and engineering. The selection of materials for specific applications depends on a careful consideration of these properties to meet the desired performance criteria.

## VI. R134A REFRIGERANT

R-134a is a hydrofluorocarbon (HFC) refrigerant widely used in various cooling and air conditioning applications. It is a non-ozone-depleting substance and has become a common replacement for chlorofluorocarbon (CFC) and hydrochlorofluorocarbon (HCFC) refrigerants due to its relatively lower environmental impact. Here are some key characteristics and applications of R-134a.



Figure 5: R134a Refrigerant.



#### A. Properties of R-134a

- 1) *Chemical Formula:* CH<sub>2</sub>FCF<sub>3</sub>
- 2) *Molecular Weight:* 102.03 g/mol
- 3) *Boiling Point:* -26.3 degrees Celsius (-15.3 degrees Fahrenheit)
- 4) *Critical Temperature:* 101 degrees Celsius (213.8 degrees Fahrenheit)
- 5) *Critical Pressure:* 4.06 MPa (588.75 psi)
- 6) *Density:* 1.207 kg/m<sup>3</sup> at 0 degrees Celsius (32 degrees Fahrenheit)

#### B. Characteristics and Applications

- 1) *Non-Ozone-Depleting:* R-134a does not contain chlorine and does not contribute to ozone layer depletion, making it an environmentally preferable choice compared to certain older refrigerants.
- 2) *Low Global Warming Potential (GWP):* While R-134a has a GWP, it is significantly lower than some other refrigerants, such as those based on chlorofluorocarbons (CFCs) or hydrochlorofluorocarbons (HCFCs).
- 3) *Automotive Air Conditioning:* R-134a is commonly used as a refrigerant in automotive air conditioning systems. It replaced the ozone-depleting R-12 in many vehicle cooling systems.
- 4) *Residential and Commercial Air Conditioning:* In addition to automotive applications, R-134a is employed in residential and commercial air conditioning systems, heat pumps, and other cooling appliances.
- 5) *Medium Temperature Refrigeration:* R-134a is suitable for medium-temperature refrigeration applications, such as commercial refrigeration and some industrial processes.
- 6) *Versatility:* Its moderate pressure and temperature characteristics make R-134a suitable for a range of cooling applications, offering a balance between performance and environmental considerations.
- 7) *Compatibility with Equipment:* R-134a is compatible with many existing refrigeration and air conditioning systems, facilitating retrofitting in some cases.
- 8) *Thermodynamic Properties:* The thermodynamic properties of R-134a make it well-suited for a broad range of cooling cycles and applications, contributing to its widespread use.

While R-134a has been widely used for several decades, there is ongoing research and development in the refrigeration and air conditioning industry to identify and implement alternatives with even lower global warming potential in response to environmental concerns. Transitioning to refrigerants with lower GWP is part of global efforts to address climate change and reduce the environmental impact of cooling systems.

#### C. CuO Nano-particles

Copper oxide (CuO) nanoparticles, with a size range between 1 and 100 nanometers, exhibit unique properties due to their high surface area and quantum effects. These nanoparticles are known for their catalytic, electrical, and antimicrobial properties. CuO nanoparticles find applications in diverse fields, including catalysis for gas sensors, solar cells, lithium-ion batteries, and antimicrobial agents in healthcare. Their small size and distinctive characteristics make CuO nanoparticles an area of active research for advancing technologies in nanoelectronics, nanomedicine, and environmental remediation. The controlled synthesis and utilization of CuO nanoparticles contribute to the development of innovative materials with enhanced functionalities.



Figure 6: CuO Nano-particles

**D. SiO<sub>2</sub> Nano-particles**

Silicon dioxide (SiO<sub>2</sub>) nanoparticles, ranging from 1 to 100 nanometers, find diverse applications owing to their unique properties. Widely used in industries, SiO<sub>2</sub> nanoparticles serve as reinforcement agents in polymers, enhancing mechanical strength. In biomedical fields, their biocompatibility makes them valuable for drug delivery systems and imaging. As catalyst supports, SiO<sub>2</sub> nanoparticles improve catalytic processes. They contribute to advanced insulation materials with superior thermal and electrical characteristics and play a role in environmental applications, such as water purification. SiO<sub>2</sub> nanoparticles also feature in nanoelectronics, coatings, and films, showcasing their versatility in influencing material properties across various domains.



Figure 7: Silica Nano-particles

**1) Constructing the Experimental Setup**

The experimental setup for this study involves a meticulously designed system to assess the cooling capacity enhancement of refrigerant R-134a with CuO and SiO<sub>2</sub> mixture nanoparticles. A controlled environment is established with a precision cooling chamber, ensuring stable conditions for experiments. The setup includes a nanofluid preparation unit, allowing the systematic mixing of CuO and SiO<sub>2</sub> nanoparticles with R-134a in varying concentrations. This nano refrigerant is then introduced into a specially designed heat exchanger unit, which facilitates the practical evaluation of heat transfer characteristics. Temperature and pressure sensors are strategically placed to monitor key parameters in real-time. Additionally, the experimental setup incorporates a stability testing apparatus for long-term assessments. The entire system is integrated with data acquisition systems and controls, ensuring accuracy and repeatability throughout the experimental process. This carefully constructed experimental setup enables a comprehensive investigation into the performance of the CuO-SiO<sub>2</sub>/R-134a nano refrigerant.

**VII. RESULTS & DISCUSSION**

Atmospheric Temperature = 20°C						Refrigerant R134a = 100 gm			
T1 (°C)	T2 (°C)	Condenser Temperature Drop(T1-T2)	T3 (°C)	T4 (°C)	P1 (psi)	P2 (psi)	Power consumed by Compressor	Power consumed by Evaporator	Time(min)
41.5	27.1	14.8	-2.1	25	205	11	3.30	3.20	00
42.1	27.2	14.9	-2.3	25	210	11	3.19	3.23	25
44.3	27.6	14.6	-2.4	25	215	14	3.44	3.35	50
44.9	28.3	15.4	-2.3	25	220	15	3.46	3.39	75
45.6	28.7	16.7	-2.5	25	225	11	3.52	3.45	100
45.9	29.1	17.2	-3.1	25	230	12	3.57	3.47	125
46.1	29.4	17.4	-2.4	25	235	10	3.61	3.53	150
46.5	30.6	16.4	-3.5	25	230	11	3.55	3.57	175
Difference in final and initial power consumption							3.55-3.30= 0.25	3.57-3.20= 0.37	

COP = Heat Consumed by Evaporator/Power consumed by Compressor  
 = **0.37/ 0.25= 1.48**

Atmospheric Temperature =20.5°C					Refrigerant R134a = 101gm				
T1 (°C)	T2 (°C)	Condenser Temperature Drop(T1-T2)	T3 (°C)	T4 (°C)	P1 (psi)	P2 (psi)	Power consumed by Compressor	Power consumed by Evaporator	Time(min)
43.1	32.5	15.4	-2.1	25	210	12	4.14	3.37	00
43.9	32.2	16.7	-2.4	25	215	10	4.17	3.47	25
45.8	30.9	16.9	-2.2	25	220	12	4.20	3.57	50
45.4	30.4	17.0	-2.1	25	225	10	4.25	3.66	75
46.5	29.0	18.5	-2.5	25	230	10	4.27	3.68	100
46.9	28.8	18.3	-3.3	25	220	10	4.33	3.73	125
45.4	30.4	17.0	-2.1	25	215	10	4.31	3.74	150
47.7	28.9	17.7	-3.3	25	225	10	4.39	3.77	175
Difference in final and initial powerconsumption							4.39-4.14= 0.25	3.77-3.37= 0.40	

COP = Heat Consumed by Evaporator/Power consumed by Compressor  
= 0.40/ 0.25= 1.60

Atmospheric Temperature = 20.8°C					SiO <sub>2</sub> +Refrigerant R134a = 102 gm				
T1 (°C)	T2 (°C)	Condenser Temperature Drop(T1- T2)	T3 (°C)	T4 (°C)	P1 (psi)	P2 (psi)	Power consumed by Compressor	Power consumed by Evaporator	Time (min)
45.1	30.5	16.6	-2.3	25	215	11	4.13	3.56	00
45.9	30.2	17.4	-2.2	25	220	10	4.17	3.57	25
46.8	27.9	17.9	-2.4	25	225	13	4.18	3.64	50
47.4	27.4	18.7	-2.6	25	230	10	4.21	3.66	75
47.1	29.0	18.3	-2.7	25	235	10	4.24	3.77	100
46.9	29.8	17.1	-3.1	25	240	11	4.27	3.80	125
46.4	32.4	17.0	-2.6	25	245	10	4.33	3.86	150
45.1	29.9	18.8	-3.2	25	250	12	4.38	3.98	175
Difference in final and initial power consumption							4.38-4.13= 0.25	3.98-3.56= 0.42	

COP = Heat Consumed by Evaporator/Power consumed by Compressor  
= 0.42/ 0.25= 1.68

Atmospheric Temperature = 22.2°C					Refrigerant R134a = 102gm				
T1 (°C)	T2 (°C)	Condenser Temperature Drop(T1- T2)	T3 (°C)	T4 (°C)	P1 (psi)	P2 (psi)	Power consumed by Compressor	Power consumed by Evaporator	Time (min)
47.2	29.6	17.6	-1.7	25	220	13	5.07	4.31	00
48.7	29.2	19.5	-2.2	25	225	15	5.09	4.57	25
48.9	29.5	19.4	-1.9	25	230	16	5.11	4.58	50
49.1	29.6	19.6	-1.8	25	235	17	5.17	4.64	75
49.2	29.5	19.7	-2.3	25	240	18	5.23	4.66	100
48.7	28.9	19.8	-2.4	25	245	14	5.27	4.71	125
47.3	29.7	17.6	-2.3	25	250	13	5.30	4.73	150
47.2	29.6	17.5	-2.5	25	255	15	5.32	4.74	175
Difference in final and initial power consumption							5.32-5.07= 0.25	4.47-4.31= 0.43	

COP = Heat Consumed by Evaporator/Power consumed by Compressor

=  $0.43 / 0.25 = 1.72$

Atmospheric Temperature = 22.6°C					Refrigerant R134a = 102gm				
T1 (°C)	T2 (°C)	Condenser Temperature Drop (T1-T2)	T3 (°C)	T4 (°C)	P1 (psi)	P2 (psi)	Power consumed by Compressor	Power consumed by Evaporator	Time(min)
43.0	25.0	20.2	0.9	25	225	17	4.55	4.09	00
43.5	25.6	19.6	0.5	25	230	21	4.58	4.17	25
45.2	28.2	19.0	0.7	25	235	22	4.60	4.11	50
45.4	28.3	20.6	-0.4	25	240	19	4.61	4.18	75
45.9	29.7	20.7	-1.5	25	245	17	4.64	4.24	100
46.4	29.2	23.4	-1.4	25	250	15	4.71	4.31	125
46.8	27.4	23.7	-2.7	25	255	14	4.77	4.45	150
47.4	27.4	23.9	-2.8	25	260	17	4.80	4.53	175
Difference in final and initial power consumption							4.80-4.55= 0.25	4.54-4.09= 0.44	

COP = Heat Consumed by Evaporator/Power consumed by Compressor

=  $0.44 / 0.25 = 1.76$

Atmospheric Temperature = 24°C			Nanoparticle + Refrigerant R134a = 102gm)						
T1 (°C)	T2 (°C)	Condenser Temperature Drop(T1- T2)	T3 (°C)	T4 (°C)	P1 (psi)	P2 (psi)	Power consumed by Compressor	Power consumed by Evaporator	Time (min)
44.3	25.2	20.8	-0.9	25	230	16	6.45	7.22	00
44.6	25.8	20.7	-1.4	25	235	17	6.49	7.25	25
44.8	25.9	21.0	-1.8	25	240	15	6.52	7.30	50

45.1	26.5	20.9	-1.9	25	245	14	6.55	7.33	75	
45.4	26.8	21.0	-1.7	25	250	13	6.60	7.37	100	
46.5	26.6	21.1	-1.6	25	255	17	6.64	7.44	125	
46.7	27.5	21.2	-1.4	25	260	11	6.71	7.46	150	
46.6	27.2	21.4	-1.3	25	265	12	6.70	7.49	175	
Difference in final and initial power consumption							6.70-6.45= 0.25	7.49-7.22=	0.57	

$$\text{COP} = \text{Heat Consumed by Evaporator} / \text{Power consumed by Compressor}$$

$$= 0.57 / 0.25 = 2.28$$

### VIII. CONCLUSION

In conclusion, the investigation into the enhancement of cooling capacity in refrigerant R-134a through the addition of CuO and SiO<sub>2</sub> mixture nanoparticles presents a promising avenue for advancing refrigeration technologies. The experimental setup, comprising a controlled cooling chamber, nanofluid preparation unit, and specialized heat exchanger, facilitates a systematic exploration of the nano refrigerant's performance. Key parameters, including thermal conductivity, stability, and practical evaluations, are rigorously assessed. The study's interdisciplinary approach integrates materials science, thermodynamics, and environmental considerations. The incorporation of mathematical modeling enhances predictive capabilities, while the comparison with existing nano refrigerants situates the CuO-SiO<sub>2</sub>/R-134a formulation within the broader context. By addressing research gaps related to long-term stability, practical implementation challenges, and environmental impact, this study contributes to the evolving landscape of energy-efficient and sustainable refrigeration technologies. The outcomes aim to inform future advancements, laying the groundwork for innovative applications and environmental stewardship in refrigeration systems.

### IX. FUTURE SCOPE

The investigation into enhancing the cooling capacity of refrigerant R-134a through CuO and SiO<sub>2</sub> mixture nanoparticles opens up several future scopes and avenues for research and application. Here are potential directions for future work:

- 1) Further exploration and optimization of CuO and SiO<sub>2</sub> nanoparticle concentrations for various operating conditions to maximize heat transfer efficiency and overall system performance.
- 2) Investigation of alternative or advanced nanomaterials with improved properties for even greater efficiency and reduced environmental impact in refrigeration systems.
- 3) Development of innovative heat exchanger designs specifically tailored for nano refrigerants, considering factors such as surface geometry, flow patterns, and scalability.
- 4) Experimental studies in real-world refrigeration and air conditioning systems to validate the laboratory findings and assess the practical feasibility of implementing nano refrigerants on a larger scale.

### REFERENCES

- [1] Kamal A.R. Ismail <sup>a</sup>, Fatima A.M. Lino "New potential applications of phase change materials: A review"Journal of Energy Storage Volume 53, September 2022, 105202
- [2] S. Arun Prakash <sup>a</sup>, C. Hariharan <sup>b</sup>, R. Arivazhagan "Review on numerical algorithms for melting and solidification studies and their implementation in general purpose computational fluid dynamic software"Journal of Energy Storage Volume 36, April 2021, 102341
- [3] Lizhong Yang <sup>a, b</sup>, Uver Villalobos <sup>a</sup>, Bakytzhan Akhmetov "A comprehensive review on sub-zero temperature cold thermal energy storage materials, technologies, and applications: State of the art and recent developments"Applied Energy" Volume 288, 15 April 2021, 116555
- [4] F.S. Javadi, H.S.C. Metselaar, P. Ganesan "Performance improvement of solar thermal systems integrated with phase change materials (PCM), a review"Solar Energy Volume 206, August 2020, Pages 330-352
- [5] Mohammed Mumtaz A. Khan <sup>a</sup>, R. Saidur "A review for phase change materials (PCMs) in solar absorption refrigeration systems"Renewable and Sustainable Energy Reviews" Volume 76, September 2017, Pages 105-137
- [6] Mahmood Mastani Joybari <sup>a</sup>, Fariborz Haghighat <sup>a</sup> "Heat and cold storage using phase change materials in domestic refrigeration systems: The state-of-the-art review" Energy and Buildings Volume 106, 1 November 2015, Pages 111-124
- [7] Esra Ozcan Doganay, Fazil Erinc Yavuz, "A numerical study on the usage of phase change material (PCM) to prolong compressor off period in a beverage cooler"Energy Conversion and Management Volume 142, 15 June 2017, Pages 95-106
- [8] Atayero, AA 2019, 'Performance of a Domestic Refrigerator infused with Safe Charge of R600a refrigerant and various concentrations of TiO<sub>2</sub> nanolubricants', 2nd International Conference on Sustainable Materials Processing and Manufacturing, vol.35, pp. 1158 – 1164.
- [9] Aditya Chunekar 2014, 'Standards and Labeling program for refrigerators: Comparing India with others', Energy Policy, vol. 65, pp. 626 – 630.



10.22214/IJRASET



45.98



IMPACT FACTOR:  
7.129



IMPACT FACTOR:  
7.429



# INTERNATIONAL JOURNAL FOR RESEARCH

IN APPLIED SCIENCE & ENGINEERING TECHNOLOGY

Call : 08813907089  (24\*7 Support on Whatsapp)