



IJRASET

International Journal For Research in
Applied Science and Engineering Technology



INTERNATIONAL JOURNAL FOR RESEARCH

IN APPLIED SCIENCE & ENGINEERING TECHNOLOGY

Volume: 10 Issue: VII Month of publication: July 2022

DOI: <https://doi.org/10.22214/ijraset.2022.45470>

www.ijraset.com

Call:  08813907089

E-mail ID: ijraset@gmail.com

Behaviour Analysis for People with Mental Illness Using Machine Learning

Mr. Anil Kumar B S¹, Mr. Yadhu Naik B H²

¹PG Scholar, VTU, CPGSB, MUDDENAHALLI, Chikkaballapur-562101

²Asst. Professor, Dept. Of CSE (MCA), VTU, CPGSB, MUDDENAHALLI, Chikkaballapur-562101

Abstract: *In today's world on technological know- How AI is becoming an engulfing quantity in our lives. Human-machine interaction has grown significantly throughout the course of history. As a reaction, users began to express themselves on social media. Along with it, human-computer connection has sprung rapid answers to help enhance our society. With it proposed tool between that demand bills we bear added modified course of the usage of word embedding in imitation of convert textual content between numeric structures by using keeping its context. To study behaviour sample on individual person including Word2vec mannequin mixed including Machine instruction algorithm in conformity with assist observe modifications between conduct over a character over duration regarding time. This lookup mission choice be over immense advantage to Psychologist/Psychiatrist or assist governance as like it analyzes yet monitor a person's mental fitness yet choice additionally help among classifying the regular customers beside the non-normal users at early degrees in imitation of shortlist the victims about psychological trouble in accordance with help focus regimen agency because of their treatment. These enterprise do reach abroad these human beings whoever do not want after visit a psychiatrist due to the fact it advise it as much half sort concerning a taboo.*

Keywords: *Intellectual illness; Face Emotion Detection; Artificial Genius Algorithm; Regime Concerning;*

I. INTRODUCTION

A person's mental well-being is his or her state of mind and also provides an overview of his or her overall character. Mental illnesses are caused by chemical abnormalities in the brain. The assessment of mental wellbeing is also highly important in understanding and providing therapy for people with deviant mental conduct. Individuals' mental health acts as an indicator for properly addressing their disorders. Keeping up with the emotional wellness profiles of different populaces is basic to foresee any wellbeing related anomalies. The people group is generally separated into three gatherings: secondary school understudies, undergrads, and working experts. There is a boundless conviction that pressure and wretchedness influence all socioeconomics similarly. To stay away from significant ailment, dealing with the psychological prosperity of different gatherings at various periods is vital. In 2011, the World Health Organization's leader board guessed that downturn will be the biggest reason for worldwide disease trouble by 2030. In the coming years, healthcare professionals will be forced to make significant changes in order to incorporate a patient's psychological health status in order to provide better treatment and help in faster recovery. Winters-Miner and her associates The impact of medical predictive analytics on the worldwide health care profession has been debated. Psychologists devote a significant amount of their time to psychotherapy and addressing clients' emotional and mental distress through behaviour therapy. Therapists also are qualified to provide psychological exams, which are required for diagnosing mental illness and choosing the most successful course of treatment. The created prediction approach will aid psychologists in the administration of psychological tests and the predicting of an individual's personal mental health. The psychotherapist and physician collaborate to address the patient's problems on both an emotional and behavioural level. Psychology and healthcare are both important fields for studying and creating treatments to promote psychological and emotional well-being. As per the World Health, depression is one of the most common effects of mental disease, affecting 50 million Indians. There are just 898 clinical psychologists in India, one per 1.3 million people, and 3800 physicians, one for every 30,000 people.

II. RELATED WORK

For many years, dense countries have neglected an odd's mental and overall health. Because intellectual fitness is directly associated to communal yet cultural aspects on certain places, it is fully important according to custom redact the choice support and account systems. As per Bijl et al the prevalence of mental issues in the Dutch population is high. After a brief examination of the dislodgement between intellectual health, mental well-being on an individual is immediately associated.

The WHO reports on the location of sensible popularity on several barriers in diagnosing intellectual health disorders. The study encourages countries throughout the world to use competency or scientific monitoring to address the issue of mental health. Individuals experiencing anomalous behaviour should first seek guidance from a psychologist in order to be recognized with the type of intellectual illness that they are suffering from.

III. TECHNIQUES USED FOR IMAGE PROCESS

Classifiers

A. SVM (Support Vector Algorithm)

A Support Vector Machine is a grouping calculation that isolates information into various classes by utilizing a distance measure known as a hyper - plane. SVMs are equipped for characterizing both direct and nonlinear information. Support Vector machines have been generally utilized in the characterization of manually written digits, the grouping of malignant growth tissue tests utilizing microarray articulation information, and text arrangement. SVMs are hence a methodology that has been demonstrated to work effectively with brief and unmitigated information.

B. RF (Random Forest)

Random Forest is a Tree Combination that, during preparing, constructs various choice trees and creates the class that is the middle of the classes of the various trees. Leo Brie is a guy. These are some of the random forest applications is land cover classification. Statnikov et al, Gilson et al, classification techniques, and micro array-based disease classification are some of the authors.

C. DT (Decision Tree)

A decision tree is a number of co classifier that partitions the indicator space using a set of rules. There are two types of hubs in a decision tree: leaf hubs and inner hubs. Each internal hub handles a property test in view of which child hubs branch out. Leaf hubs have a not entirely set in stone by most of preparing tests arriving at that leaf. One utilization of choice tree characterization is the order of land cover utilizing somewhat detected information. Seared et al., identification of ovarian malignant growth utilizing mass phantom information Vlahos et al., order of Alzheimer's sickness utilizing MRI checks Zhang et al, etc.

D. Naive Bayes

The Classification Algorithm is a statistical classifier that predicts class participation percentages, such as the likelihood that a given object belongs to a specific class. The Bayes theorem underpins it. The mistaken belief in class-conditional independence. Given the class name of the tuple, this requires that the attributes 'values are random variables of one another. Liu et al did assessment investigation on an enormous dataset utilizing an exceptionally developed innocuous bayes classifier and got a precision of 82%. They found that the precision expanded with the size of the dataset. Key Regression is a direct probabilistic classifier. The goal of vital backslide is to make direct backslide yield probabilities. It is generally desirable over expect class probabilities instead of foresee classes. The log it changes is utilized in calculated relapse to straightforwardly assess class probabilities.

E. ANN (Artificial Neural Network)

A Artificial neural network organization (ANN) is a PC model that might be utilized to perform errands like expectation, order, and direction. It is comprised of manufactured neurons. These manufactured neurons are careful imitations of human cerebrum neurons. Neurons in the cerebrum send signals that prompt activities to be performed. Essentially, counterfeit neurons in a brain network team up to execute undertakings. Weight alludes to the association between the counterfeit neurons.

IV. DATA PROCESSING

In this study, clustering is used to find probable subgroups inside the two data sets under examination. Populations 1 and 2 provided 300 and 356 samples, respectively. The resample is clustered using a variety of methods, include K-Means segmentation, principal component analysis, including splitting along medics. K-means grouping is an incremental heuristic method for determining the number K of clusters. It accepts the dataset pintsize, the sample sizes, and the size of the network K as input. Experiments were repeated with different values of K. The trial data were saved for the manufacturing system in order to estimate the clustering findings K in the numerous groups under investigation.

This cluster formation grouping approach was applied. It is a lowest part technique in which each data point is treated as a group and then the Euclidean distance measure is used to uncover commonalities across data points. Unsupervised classification was used to classify 300 and 356 samples form groups 1 and 2, respectively. In the agglomerative technique, both sample data and the distance to combine groups are the resources for cluster analysis.

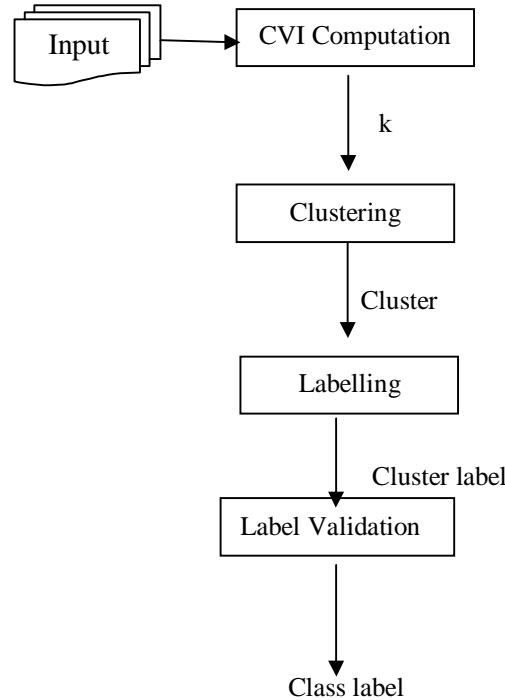


Figure 1 Data processing

V. IMPLEMENTATION AND RESULT

Models are produced once the training image is fed into several classifications. The testing set could be used to evaluate the performance of each classifier. Accuracy, recall, f-1, overall precision were used to assess performance. Ensemble approaches were utilized to increase classification accuracy. Predictor, support vector machine (svm), decision tree algorithm, and K-nearest neighbors were used to tag the data. The random forest classification was also used to generate a tree ensemble. There are general approaches for creating classifiers using various classifier models. Classifier performance metrics evaluate the classifier's ability to make decisions. The following measures are used to assess performance: reliability, exactness, recall, and F-score. The accuracy score was used to calculate the classifier's total efficacy. Learners compare the precision, memory, and F-score of various classifiers to identify the best classifier model. The developed LIME method was also used to evaluate the classifier's credibility. According to LIME, it usually works when a variety of features are utilized to estimate trust using classifiers.

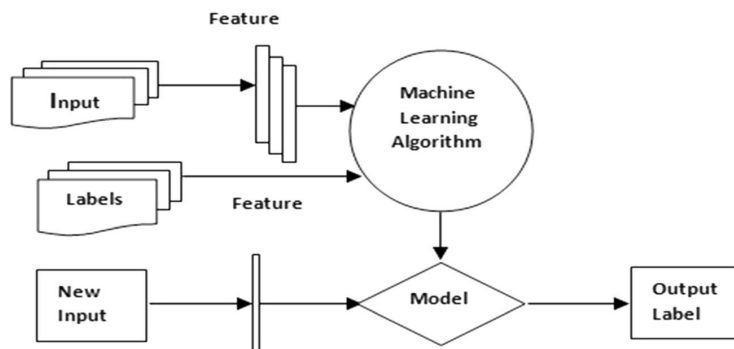


Figure 2 Block Diagram of Proposed System

The information stream outline, similar to game plans, presents the graphical depiction. It is used to interface with information via information sources, complete various forms of information analysis, and generate the necessary output. These elements will be used to demonstrate the framework and demonstrate how quickly information can be thought about. The DFD will depict the flow of entire pieces in the framework's layout. The data stream's use will change as a result of this framework.

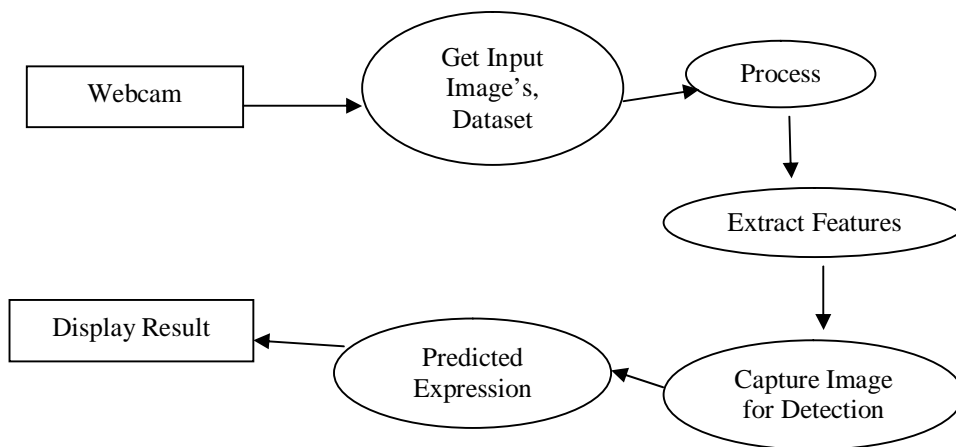


Figure 3 Show input from user and action performed on it before output

The study began with two demographics in mind: community 1. (18 – 21 years old) but also community 2. (22 - 26 years old). Clustering was determined to be the most effective strategy for locating categories in audiences 1 and 2. The acronym K-Means Clustering, principal component analysis, and K-Medoids are some of the clustering approaches employed Experiments with K-Means clustering were repeated by altering the value of K. First, the method is tested on 300 population 1 test data, with the outcomes reported for a spectrum of measured value scale from 1 through 10. For K = 3, the K-Means actually help exceeded the previous rounds.

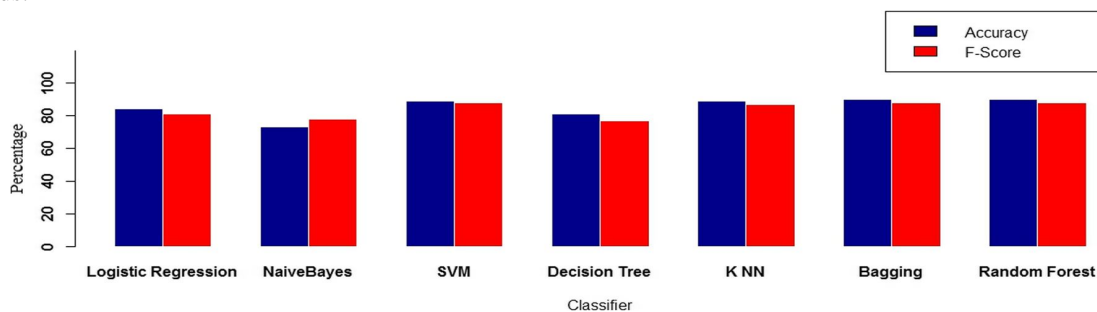


Figure 4 Overall Classifier Accuracy and F-Score Comparison

VI.CONCLUSION

Our methodology tries to make a mechanized device fit for surveying patient way of behaving and afterward using it to gauge the seriousness of different sicknesses. To that reason, we utilized side effect appraisal interviews kept in a few areas all through the UK in circumstances similar to certifiable clinical settings in our exploration. Dissecting discussions with patients in a scope of positions and lighting circumstances lead us to foster an AFEA approach that is prepared utilizing information gained "in the wild," that is, beyond research facility conditions. The facial expressions of the patients are then recognized and fed into a human brain that recovers compact statistical data and estimates schizophrenia symptoms. We assess expression-related unpleasant symptoms using two distinct evaluation questionnaires, PANSS and CAINS. Our experimental results reflect a wide range of findings. First, we show that the suggested approach for AFEA "in the wild" beats another state-of-the-art system on symptom prediction that was built using data collected in a controlled context. This underlines the need of understanding from "wild" data. Second, there are high correlations connecting diseases and the prevalence of automatically identified facial emotions. This reveals that the intensity of patients' deficiencies in emotional responses and social involvement corresponds to the severity of mental symptoms.



REFERENCES

- [1] A. M. Tripathi, A. Upadhyay, A. S. Rajput, A. P. Singh, and B. Kumar (2017, March). Picture handling was used to programme the location of a break in the femur bones. The World Conference on Technologies in Information, Embedded, and Communication Systems (ICIIECS) was held in 2017. (pp. 1-5). IEEE.
- [2] Chai H.Y, Wee K.L, Swee T.T, Salleh S.H, Ariff A.K, Kamarulafizam. Gray-Level Co-event Matrix Bone Fracture Detection (2011).
- [3] Detecting Leg Bone Fracture in X-beam Images, S. Myint, A. S. Khaing, and H. M. Tun(2016), International Journal of Scientific and Research, vol. 5, Jun, pp. 140-144.
- [4] Mahendran S. K. and Babous S. S. (2011), An Enhanced Tibia Fracture Detection Tool Using Image Processing and Classification Fusion Techniques in X-Ray Images, Global Journal Of Computer Science and Information technology, vol. 11, pp. 27-28.
- [5] V. D. Vegi, S. L. Patibandla, S. SKavikondala, and Z. Basha(2016), Computerized Fracture Detection System Using X-ray Images, International Journal of Control Theory and Applications, vol. 9, pp. 615-621.
- [6] McBee and Morgan P. (2018) Deep learning in radiology, in Academic radiology, vol 25, issue 11, pp 1472-1480.
- [7] D. H. Kim and T. MacKinnon (2018) Artificial intelligence in fracture detection: transfer learning from deep convolutional neural networks, Clinical radiology, vol 5, pp 439-445. [8] Dimililer and Kamil (2017), IBFDS: Intelligent bone fracture detection system, Elsevier Procedia Computer Science, vol. 120, pp. 260-267.
- [8] Long-Bone Fracture Detection Using Artificial Neural Networks Based on Contour Features of X-Ray Images, arXiv: 1902.07897v1, 21.
- [9] Book: Introduction to Mathematical Statistics Edition 6th. Originally published: 1959 Author: Robert V. Hogg.
- [10] Jaouedi, N., Boujnah, N., Htiwich, O., & Bouhlel, M. S. (2016). Human action recognition to human behavior analysis. 2016 7th International Conference on Sciences of Electronics, Technologies of Information and Telecommunications (SETIT).
- [11] Garcia-Ceja, E., Osmani, V., & Mayora, O. (2016). Automatic Stress Detection in Working Environments From Smartphones' Accelerometer Data: A First Step. IEEE Journal of Biomedical and Health Informatics, 20(4), 1053–1060
- [12] "Naive Bayes for Sentiment Analysis". [Online] Available : <https://medium.com/@martinpella/naive-bayes-for-sentiment-analysis-49b37db18bf8>



10.22214/IJRASET



45.98



IMPACT FACTOR:
7.129



IMPACT FACTOR:
7.429



INTERNATIONAL JOURNAL FOR RESEARCH

IN APPLIED SCIENCE & ENGINEERING TECHNOLOGY

Call : 08813907089  (24*7 Support on Whatsapp)