



# IJRASET

International Journal For Research in  
Applied Science and Engineering Technology



---

# INTERNATIONAL JOURNAL FOR RESEARCH

IN APPLIED SCIENCE & ENGINEERING TECHNOLOGY

---

**Volume: 11    Issue: IV    Month of publication: April 2023**

**DOI: <https://doi.org/10.22214/ijraset.2023.50656>**

**[www.ijraset.com](http://www.ijraset.com)**

**Call:  08813907089**

**E-mail ID: [ijraset@gmail.com](mailto:ijraset@gmail.com)**

# CAD Modelling of Automated Spring Load Testing Machine

Dr. I. A. Khan<sup>1</sup>, Amansingh Gujar<sup>2</sup>, Harish Ranjan<sup>3</sup>, Prathamesh Ahirwar<sup>4</sup>, Yash Kalamkar<sup>5</sup>, Yash Kumbalwar<sup>6</sup>

Department of Mechanical Engineering, Rashtrasant Tukadoji Maharaj Nagpur University

**Abstract:** Mechanical engineering is useful and strong of diligence. The product and manufacturing process involves transforming raw devices into final details that meet the required parameters while applying slice edge technology. Stiffness, gravitational and compression modulus measurements are performed on our structures using spring force testers. Various inspection machines are used in the spring processing industry. As the sector diversifies and grows, different types of services are deployed in a colorful process. Our concept spring roller machine is very easy to use by using microcontroller and digital display. This machine is used to perform various types of spring load tests on springs of various compasses and lengths. It is a set with a wide operating range. This machine is easy to set up and operate.

**Keywords:** Spring load testing , Load cell. Cad Model, Cad, Spring Testing, Spring, Cad Modelling of Automation Spring Load

## I. INTRODUCTION

A spring cargo testing machine is a device used to test the parcels and performance of springs. Springs are mechanical factors that are designed to absorb or store energy and release it latterly in response to a force. Springs are used in a wide range of operations, including automotive, aerospace, artificial, and consumer products. Spring cargo testing machines are used to measure the parcels of springs, similar as their cargo capacity, stiffness, and pliantness. These machines generally use a cargo cell to measure the force applied to the spring, and a relegation detector to measure the distortion of the spring. The cargo and relegation data is also used to calculate the spring's performance characteristics. There are different types of spring cargo testing machines available, including homemade and motorized models. Homemade machines bear the driver to apply the cargo to the spring using a switch or other medium, while motorized models use a motorized system to apply the cargo and measure the spring's response. Motorized machines are more precise and effective, and can perform a wide range of tests on different types of springs. Spring cargo testing machines are used by manufacturers, masterminds, and experimenters to insure that springs meet the needed specifications and performance norms for a particular operation. By testing the springs under different loads and conditions, masterminds can optimize the design of the spring and ameliorate its performance and continuity.

## II. LITERATURE REVIEW

Developed a working model for working principle is that the natural frequency must be 15 or 20 times lesser than the operating frequency of the spring, the disquisition starts with a master spring whose parameters are known[1]. Studied the design of spring cargo testing & separating system icing the quality of the spring. The overall system structure consists of an indirect table with 6 workstations. One of them is the cargo inspection station. At this station the spring is pushed from the set position to the maximum position [2]. A digital spring stiffness tester that has been colorized since 2014. It consists of two hydraulic cylinders with different compasses connected by the same fluid. The big cylinder has the ram and the lower cylinder has the piston [3]. CAD modeling of a digital spring stiffness tester test setup and dosing implementation. The main elements used are frames (external and internal), cantilever load cells, hydraulic jacks, L.M companions and glamorous scales [4]. Springs protect drivers from road damage by allowing the tires to travel over bumps without significantly disturbing the grid [5]. Mechanical springs used in all machines have their own stiffness values. This stiffness/spring constant varies with different springs and their operation [6].

## III.METHODOLOGY

It is important to document all aspects of the design, development, and testing of the testing machine. This includes maintaining detailed notes, drawings, and photographs, as well as keeping a record of any issues encountered and their resolution. Additionally, it may be necessary to obtain ethical approval for the experiments conducted using the testing machine, depending on the nature of the experiments and the intended use of the machine. It is essential to conduct a thorough literature review to ensure that the study is relevant and adds value to existing knowledge in this field.

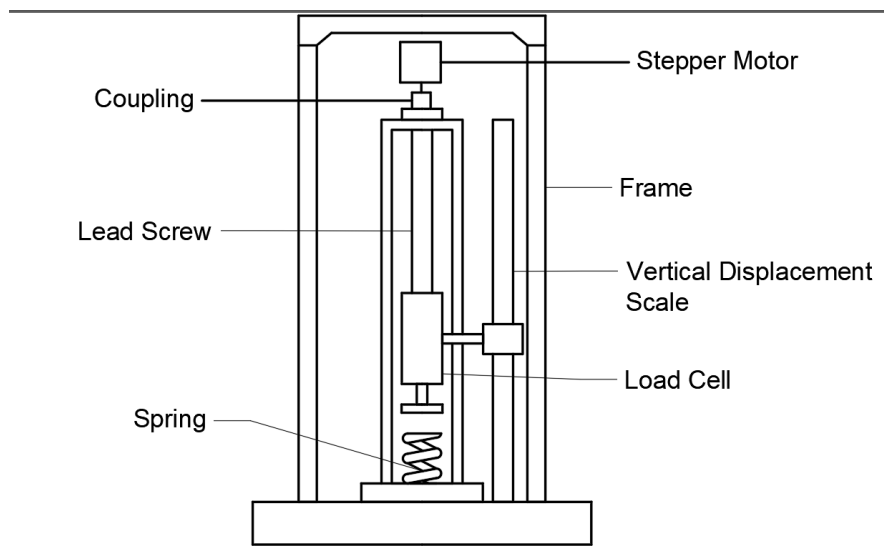



Fig.III.1 Schematic Diagram of Spring Load Testing Machine

#### IV. CAD MODELLING



ig.IV.1 Orthographic view of Spring Load Testing Machine

The projection is designed on DASSAULT CATIAV5 software. A spring load testing machine is a device used to test the strength and durability of springs. To create an orthographic projection of this machine, one would need to take multiple views from different angles, including front, side, and top views.

In the front view, the machine would be shown head-on, with all its features visible from that angle. A side view shows the machine from the left or right side and shows the length and width of the machine. The top view would show the machine from above, with the length and width visible but not the height.

Once these views are created, they can be used to create a detailed drawing of the machine, including dimensions and annotations that show the various parts and components of the machine. This drawing can be used for design and manufacturing purposes, as well as for documentation and reference.

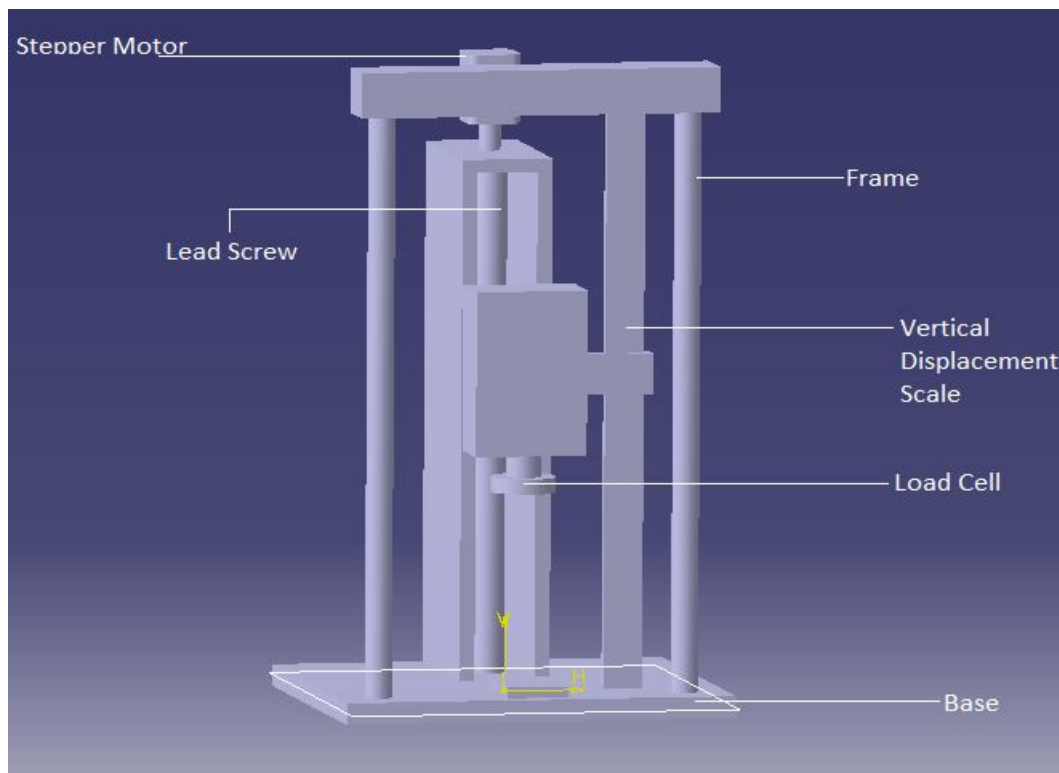


Fig.IV.2 CAD Model of Spring Testing Machine

Components of Machine are as follows:

- 1) Stepper Motor
- 2) Frame
- 3) Lead Screw
- 4) Vertical Displacement Scale
- 5) Load Cell
- 6) Base.

## V. RESULT

**Improved testing accuracy and repeatability:** By automating the testing process, we ensured that tests are performed consistently and with a high degree of accuracy. This can be particularly important for applications where precise measurements are critical.

**Increased testing speed and throughput:** Automation helped to reduce testing time and increase the number of tests that can be performed in a given period. This is especially important for industrial applications where large numbers of springs need to be tested.

**Reduction in labor costs:** By automation we noted the reduction for need of manual labor and potentially save on labor costs.

**Enhanced data collection and analysis:** Our project generates more detailed and comprehensive data than manual testing, which can be useful for identifying trends, analyzing results, and making improvements to the testing process.

## VI. CONCLUSION

In summary, the automation of spring force testers is an important development in the field of materials testing. By automating the load testing process, the accuracy and efficiency of the testing process are improved, and the potential for errors and inconsistencies is reduced. The automation of spring load testing machines has become a critical aspect of material testing, particularly in the field of mechanical engineering. With the implementation of advanced sensors and control systems, load testing machines can now accurately measure and record the force and displacement data during the testing process, leading to improved accuracy and efficiency. The use of an automated load testing machine also offers benefits in terms of increased testing throughput and reduced potential for errors and inconsistencies. Moreover, the system can operate continuously without the need for constant manual intervention, making it particularly useful in industrial settings where large volumes of springs need to be tested regularly.



## REFERENCES

- [1] Prathamesh D. Belapurkar, Sushant S. Jadhav, "A New Methodology for Testing Spring Stiffness", International Journal of Science And Research(IJSR), Volume 4 Issue 12, December 2015.
- [2] Avdhut R. Jadhav, Gajendra J. Pol, Amit A Desai, "Design And Manufacturing of Hydraulic Spring Stiffness Testing Machine", International Journal of Emerging Engineering Research and Technology, Volume 2 Issue 7, October 2014.
- [3] Chandgude Viresh V., Chatter Nilesh G., Chaudhari Sharad B., Gaikwad Vicky B., Bhane Ajit B., "Modern Hydraulic Operated Spring Stiffness Testing Machine", International Journal of Emerging Technology and Advance Engineering, Volume 6, Issue 4, April 2016.
- [4] G.S. Jagushtel, S.S. Joshi, S.S. Jangali, D.S. Joshi, S.M. Morse, "Design and Fabrication of Hydraulic Spring Stiffness Testing Machine", International Journal Engineering Research and General Science, Volume 3, Issue 2, March-April 2015.
- [5] O. O. Ayodeji, M. S. Abolarin, J. J. Yisa, A. G. Muftau and A. C. Kehinde, "Design and construction of a spring stiffness testing machine," AJER Trans, vol. 4, pp. 79-84, April 2015.
- [6] A. Hamza, S. Ayadi, E. Hadj-Taieb, "The natural frequencies of waves in helical springs," sci.direct 341(2013) 672-686 Oct 2013.
- [7] R. G. Budynas and J. K. Nisbett "Shigley's Mechanical engineering design," McGraw Hill Publication, 9<sup>th</sup> Edition. 2011.
- [8] S. Zhang, C. Zhu, J. K. O. Sin, and P. K. T. Mok. "A novel ultrathin elevated channel low-temperature poly-Si TFT." IEEE Electron Device Lett., vol. 20. pp. 569-571. Nov. 1999.
- [9] R. E. Sorace, V. S. Reinhardt, and S. A. Vaughn. "High-speed digital-to-REconverter." U.S. Patent 5 668 842, Sept. 16, 1997.
- [10] J. Breckling. Ed.. The Analysis of Directional Time Series: Applications to Wind Speed and Direction, ser. Lecture Notes in Statistics Berlin, Germany Springer. 1989. vol. 61.
- [11] M. Wegmuller, J. P. von der Weid. P. Oberson, and N. Gisin. "High resolution fiber distributed measurements with coherent OFDR," in Proc. ECOC 00 2000. paper 11.3.4. p.109
- [12] [https://en.wikipedia.org/wiki/Spring\\_%28device%29](https://en.wikipedia.org/wiki/Spring_%28device%29)



10.22214/IJRASET



45.98



IMPACT FACTOR:  
7.129



IMPACT FACTOR:  
7.429



# INTERNATIONAL JOURNAL FOR RESEARCH

IN APPLIED SCIENCE & ENGINEERING TECHNOLOGY

Call : 08813907089  (24\*7 Support on Whatsapp)