



iJRASET

International Journal For Research in
Applied Science and Engineering Technology



INTERNATIONAL JOURNAL FOR RESEARCH

IN APPLIED SCIENCE & ENGINEERING TECHNOLOGY

Volume: 10 Issue: VIII Month of publication: August 2022

DOI: <https://doi.org/10.22214/ijraset.2022.46310>

www.ijraset.com

Call:  08813907089

E-mail ID: ijraset@gmail.com

Data Prediction and Analysis of Covid-19 Using Epidemic Models

C. Hemalatha¹, Dr. J. Sreerambabu², S. Kalidasan³

¹PG Scholar, ²Head of the Department, ³Assistant Professor, Master of Computer Applications Department Thanthai Periyar Government Institute of Technology, Vellore-2

Abstract: Coronavirus scourge is manifested because the general fortune quandary of planetary stew by the planet Health Organization within the second multi day stretch of March 2020. This illness starts from China on December 2019 has simply caused destruction over the world, as well as Bharat. The initial case in quite an whereas was accounted on twenty third Gregorian calendar month 2020, with the cases crossing nearly 6000 on the day, paper was composed. Complete isolation of the country for twenty one days and fast disengagement of contaminated cases square measure the energetic advances took by the specialists during this work, Indian Covid dataset is taken for the Analysis and Prediction. 2 epidemic models name SIR and SEIR square measure accustomed analyse the dataset. Introductory clarification of each models square measure mentioned. Comparison of each the models were additionally carried and SEIR model is acting higher prediction than the SIR for our dataset.

Keywords: COVID-19, S-I-R (Susceptible; Infectious; Recovery) and S-E-I-R (Susceptible; Exposed; Infectious; Recovery).

I. INTRODUCTION

Toward the tip of 2019, the novel (COVID-19) unfold loosely in China, and a huge variety of people got tainted. As of now, the native natural event has been viably controlled, whereas the new COVID is spreading quickly in different territories. At present, Europe has gotten the center of attention of this episode of latest respiratory illness. Then, on March eleven, the planet Health Organization (WHO) declared another respiratory illness natural event a "worldwide pandemic." The new COVID has created an unbelievable danger the prosperity and security of people everyplace on the planet owing to its astonishing spreading force and potential hurt. The examination on the native and world pestilences and therefore the future advancement pattern has become an intriguing issue of momentum analysis. Presently, there ar endless dashboards and measurements round the Coronavirus unfold accessible everyplace on the net. With such a lot knowledge and master feelings, to visualize numerous countries receiving numerous techniques, from complete lockdown to social separating to cluster insusceptibility, one is left intuition concerning what the right system is for them. Is there associate premise to those assessments and guidance? This diary is an endeavor of knowledge displaying and work Coronavirus (COVID-19) unfold with the help of knowledge science and data examination in python code. This examination can assist United States with finding the premise behind basic ideas concerning the infection unfold from completely a dataset purpose of read. Thus, we must always utilize some scientific discipline muscles and bounce directly into it. I even have utilized the time arrangement + combined info for all the investigation during this diary.

I. SYSTEM ANALYSIS

A. Existing System

SIR model accepts each } individual is moving and has equivalent chance of contact with every single alternative individual among the people freelance of the house or distance between numerous people. It's accepted that the transmission rate stays consistent in the course of the time of pandemic. A comparative study between SIR (Susceptible- Infected- Recovered with immunity) model and SEIR(Susceptible- Exposed- Infected- Recovered) model was done(check Fig d and e for results). As a result, it was found that SEIR model has been performing better as it includes Exposed group In addition, this model doesn't cater for those tainted who have been analyzed and are in isolate. It regards them same as the individuals who have not been isolated. So both are considered to have a similar transmission rate.

B. Proposed System

A comparative study between SIR (Susceptible- Infected- Recovered with immunity) model and SEIR(Susceptible- Exposed- Infected- Recovered) model was done(check Fig d and e for results).

SEIR model may be a compartmentalised numerical model for expectation of Coronavirus scourge parts consolidating germ within the climate and mediations. As a class of segregated individuals is concerned, SEIR model is a lot of economical. As a result, it absolutely was found that SEIR model has been performing arts higher because it includes Exposed cluster SEIR model may be a compartmentalised numerical model for expectation of Coronavirus scourge parts consolidating germ within the climate and mediations.

II. DEVELOPMENT ENVIRONMENT

A. Hardware Requirement

- 1) Processor : Intel core i5
- 2) RAM : 8GB
- 3) Hard Disk : 512 GB
- 4) GPU : 2GB

B. Software Requirement

- 1) Development Tool : Python
- 2) Platform : Anaconda Navigator
- 3) Libraries : TensorFlow, Pandas, Opencv, Keras, and more.
- 4) Technologies : Machine Learning.

III. MODULE DESCRIPTION

SIR MODEL The S-I-R model is that the most direct partition models, and varied models square measure auxiliaries of this elementary structure. The model includes 3 sections that has been given within the below Fig D: S (Susceptible) : A amount of vulnerable folks. At Associate in Nursing purpose once a defenceless Associate in Nursingd an irresistible separate inherit "irresistible contact", the vulnerable separate agreements the illness and advances to the irresistible partitions. $S = S(t)$ is the quantity of vulnerable sole. I (Infectious) : the number of irresistible folks. These square measure people that are contaminated and square measure appropriate tainting helpless folks. $I = I(t)$ is that the range of infected sole. R (Recovered) : for the number of eliminated (and safe) or terminated folks. These square measure people that are tainted and have neither recuperated from the infection and concerned the eliminated sections, or passed on. $R = R(t)$ is that the range of recovered sole. It is expected that the nuber of passing is insignificant relating to the entire world. This compartment could likewise be classified "recuperated" or "safe". New contaminations happen owing to contact among infectives and susceptible. During this basic model the speed at that new contaminations happen is for a few bound consistent. At the purpose once another contamination happens, the individual tainted moves from the helpless category to the infective category. In our basic model, there's no alternate approach folks will enter or leave the ineffectual category, thus we've got our 1st differential condition Eq(1), Eq(2), atomic weight(3) and Eq (4):

$$\frac{dS}{dt} = -\beta IS \quad (1)$$

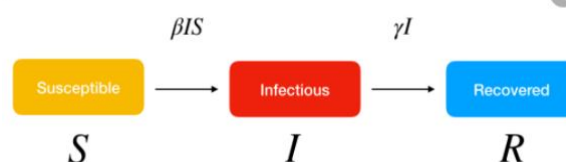
The other cycle {that will|which will|that may} happen is that infective folks can enter the eliminated category. we tend to settle for that this happens at the speed the speed some positive consistent γ . Consequently we've got our different 2 differential conditions:

$$\frac{dI}{dt} = \beta IS - \gamma I \quad (2)$$

$$\frac{dR}{dt} = \gamma I \quad (3)$$

$$\frac{dS}{dt} + \frac{dI}{dt} + \frac{dR}{dt} = -\beta IS + (\beta IS - \gamma I) + \gamma I = 0 \quad (4)$$

This description of the S-I-R model has been shown in the below Figure D.



SIR (Susceptible, Infectious and Recovered) diagram

Few limitations of SIR Model are

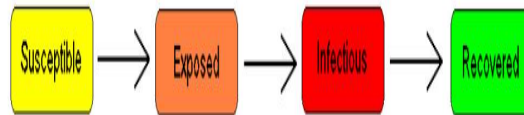
SIR model accepts that each individual is moving and has equivalent possibility of contact with every single other individual among the populace independent of the space or distance between various individuals. It is accepted that the transmission rate stays consistent all through the time of pandemic.

In addition, this model doesn't cater for those tainted who have been analyzed and are in isolate. It regards them same as the individuals who have not been isolated. So both are considered to have a similar transmission rate.

SEIR MODEL

For some significant contaminations, there is a huge hatching period during which people have been tainted however they are not irresistible themselves. The compartment E is individual during this period.

This process has shown in the below Figure E



SEIR Model (Susceptible, Exposed, Infectious and Recovered) diagram

Accepting that the hatching period is an arbitrary variable with outstanding dissemination with boundary α (for example the normal brooding time frame is α^{-1}), and furthermore expecting the presence of fundamental elements with birth rate λ equivalent to death rate μ , we have the model:

$$\frac{dS}{dt} = \lambda N - \mu S - \frac{\beta IS}{N} \tag{5}$$

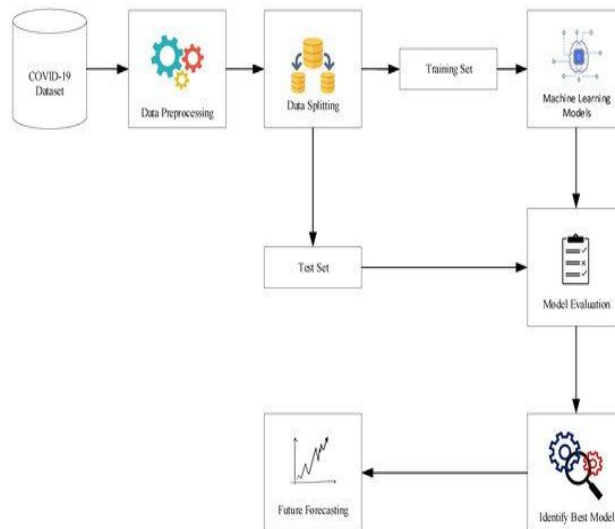
$$\frac{dE}{dt} = \frac{\beta IS}{N} - (\mu + \alpha)E \tag{6}$$

$$\frac{dI}{dt} = \alpha E - (\gamma + \mu)I \tag{7}$$

$$\frac{dR}{dt} = \gamma I - \mu R \tag{8}$$

Numerous sicknesses have AN idle stage throughout that the individual is contaminated but not however irresistible. This postponement between the procurance of contamination and therefore the irresistible state are often consolidated within the SIR model by adding AN inactive/uncovered people, E, and material possession tainted (however not however irresistible) individuals move from S to E and from E to I. For additional knowledge, see Incubation boundaries.

IV. SYSTEM ARCHITECTURE



V. CONCLUSION

This Project describes, dissecting the current information of Hubei plague circumstance, the relating model is set up, and afterward the recreation is completed. Here, we considered the similar investigation of COVID-19, for example, SIR model and SEIR model. A comparative study between SIR (Susceptible- Infected- Recovered with immunity) model and SEIR(Susceptible- Exposed- Infected- Recovered) model. As a result, it was found that SEIR model has been performing better as it includes Exposed group of individuals additionally. SEIR model is a compartmental numerical model for expectation of Coronavirus scourge elements consolidating microbe in the climate and mediations. As a category of Quarantined people is involved, SEIR model is more efficient.

VI. FUTURE ENHANCEMENT

In this paper, through dissecting the current information of Hubei plague circumstance, the relating model is set up, and afterward the recreation is completed. Here, we considered the similar investigation of COVID-19, for example, SIR model and SEIR model. Furthermore, we anticipated the development pattern of the current scourge information, and found that monumental controls would have significant effect on the plague. What's more, we have investigate and anticipated the information through the state-wise, and nation insightful. At last, we trust that this article can make a few commitments to the world's reaction to this pestilence and give a few references for future enhancement.

REFERENCES

- [1] Glenn Ellison-"IMPLICATIONS OF HETEROGENEOUS SIR MODELS FOR ANALYSES OF COVID-19" -NATIONAL BUREAU OF ECONOMIC RESEARCH(June 2020)
- [2] M. H. A. Biswas, L. T. Paiva and MdR de Pinho-"A SEIR MODEL FOR CONTROL OF INFECTIOUS DISEASES WITH CONSTRAINTS" - MATHEMATICAL BIOSCIENCES AND ENGINEERING, Volume 11, Number 4(August 2014)
- [3] G pandey, P Chaudhary and S Pal-"SEIR AND REGRESSION MODEL BASED COVID-19 OUTBREAK PREDICTIONS IN INDIA"-2020.
- [4] YC Chen, PE Lu and CS Chang-"A TIME-DEPENDENT SIR MODEL FOR COVID-19 WITH UNDETECTABLE INFECTED PERSONS"-IEEE(2020)
- [5] C Ji, D Jiang - "Threshold behaviour of a stochastic SIR model"- Applied Mathematical Modelling, 2014 – Elsevier
- [6] X Chen, J Li, C Xiao, P Yang – "Numerical solution and parameter estimation for uncertain SIR model with application to COVID-19"- - Fuzzy Optimization and Decision Making, 2020.
- [7] S Annas, MI Pratama, M Rifandi and W Sanusi-"Stability analysis and numerical simulation of SEIR model for pandemic COVID-19 unfold in Indonesia"- 2020.
- [8] A Kaddar, A Abta HT Alaoui – A Comparison of delayed SIR and SEIR epidemic models – Researchgate.net – 2011
- [9] Jia Wangping, Han dynasty Ke and Song Yang- Extended SIR Prediction of the Epidemics Trend of COVID-19 in Italy and Compared With province, China – frontiersin – 2020.
- [10] Pheny E. Lekone – applied mathematics interface during a random Epidemic SEIR Model with management Intervention: Ebola fever as a case Study-2006.



10.22214/IJRASET



45.98



IMPACT FACTOR:
7.129



IMPACT FACTOR:
7.429



INTERNATIONAL JOURNAL FOR RESEARCH

IN APPLIED SCIENCE & ENGINEERING TECHNOLOGY

Call : 08813907089  (24*7 Support on Whatsapp)