



IJRASET

International Journal For Research in
Applied Science and Engineering Technology



INTERNATIONAL JOURNAL FOR RESEARCH

IN APPLIED SCIENCE & ENGINEERING TECHNOLOGY

Volume: 12 **Issue:** VI **Month of publication:** June 2024

DOI: <https://doi.org/10.22214/ijraset.2024.63129>

www.ijraset.com

Call:  08813907089

E-mail ID: ijraset@gmail.com

Design of Part Request Form Application and Data Migration

Abhishek Maningappa Gunari¹, Rajani Katiyar², Sahana B³

Dept. of Electronics and Communication R. V. College of Engineering Bengaluru, India

Abstract: *The migration of the data from legacy systems to modern enterprise solutions is critical for optimizing business processes and enhancing performance. This paper focuses on comparison of the data migration techniques LSMW and S/4 HANA migration cockpit. The main objective is to optimize the business process through the creation of Part Request Form application in fiori launchpad and performing data migration using S/4 High performance analytic appliance(HANA) migration cockpit. Traditional methods of data migration has several problems, including performance bottlenecks. Addressing this limitation is essential to ensure seamless data transfer and accurate system integration. This report explores these issues and presents a methodology to address them by using advanced capabilities of the S/4 HANA Migration Cockpit over the conventional Legacy system migration workbench(LSMW) tool. The primary objective of this work is to optimize business process using part request form application. The data comes from the application will be saved in the database table in the user system. That data is extracted into a file and send it to the IT firm where that data will be migrated to the HANA database. The tool used for the data migration is s/4 HANA migration cockpit. The software used for this project is SAP-ERP software. The Results from the simulation shows that migration cockpit process is 48% faster than LSMW technique. The part request form application uses 12 kilo bytes of memory which is very less and the processing time is 0.1 seconds which is very less. These results highlight advantages of using an application in data warehouse and the effectiveness of the S/4 HANA Migration Cockpit in optimizing business processes within warehouse environment.*

Keywords: *Migration cockpit, Fiori application, SAP data migration, Legacy system migration workbench*

I. INTRODUCTION

The technology in Enterprise resource planning(ERP) is advancing day by day. It made essential for the business to move from the SAP ERP central component(ECC) to the s/4 High performance analytic appliance(HANA) environment. The part request application can be used in the business warehouse environments to get the data from the workers. Later they send that data to the IT firm where the engineers transfer the data to the centralized database using data migration. There are many data migration techniques available in SAP such as (LSMW), S/4 HANA migration cockpit, (BDC). The newer and efficient approach is to use S/4 HANA migration cockpit. The main focus here is to improve warehouse operations through efficient data migration techniques and SAP-fiori applications. SAP fiori application is created using module pool programming.

First step is to create a screen in module pool and then next step is to create a tile in fiori launchpad. Data migration is performed using migrate your data application.

II. PROBLEM STATEMENT

The requests from the user in the warehouse management has to be processed in a faster rate. So there is a requirement to design an application and migrate the data stored from the application to the HANA database.

III. LITERATURE SURVEY

SAP is the most widely used ERP software in the organizations. Enterprise Resource Planning systems are software platforms designed to manage and integrate the business processes of an organization across various departments. [1] ABAP is the programming language used in SAP software. RICE stands for reports, interfaces, conversions, enhancements. These are the development works that we can carry in SAP.[2] Explains the use of Intermediate Document technology based on XML techniques as a method for ensuring efficient data exchange between enterprise resource planning systems and other portal applications.[3] Intermediate Document technology is a method for ensuring efficient data exchange between enterprise resource planning systems and other portal applications.[4] Creating source and target structure is the important step while creating migration object.

Developing detailed data mapping and transformation rules to ensure alignment between source and target data structures.[5] S/4 HANA is noted for its advanced capabilities in analytics, real time data processing and overall improved performance, which are essential for creating an intelligent enterprise. The paper identifies several challenges, such as data migration difficulties, issues integrating with existing systems, the necessity for extensive user training, and the potential for operational disruptions. To mitigate these risks, the paper recommends thorough planning and conducting extensive testing.[6] SAP fiori is recognized for its user centric design. The paper [7] suggests that SAP fiori acts as a catalyst for innovation by streamlining complex processes and making it easier for users to perform their tasks efficiently. Additionally, it examines how the adoption of SAP fiori influences socio technical dynamics by changing how users interact with technology in their work environments. The study in [8] highlights the benefits of using SAP fiori for its intuitive interface and how it simplifies user interactions with metrology applications. The integration of these technologies enhances data accessibility and accuracy, streamlines calibration processes, and improves overall operational efficiency. The paper [9] underscores the importance of this transition in maintaining competitive advantage and achieving supply chain excellence in the digital era. This paper [10] explores how SAP technology revolutionizes business processes from a buyer's perspective. It discusses the various SAP solutions that enhance business operations, such as SAP S/4 HANA for real-time analytics, SAP fiori for improved user experience, and cloud-based solutions for scalability and flexibility. The overall study tells that S/4 HANA migration cockpit is an efficient method in terms of time and memory consumed. It is a new approach and compatible for both SAP ECC and S/4 HANA. SAP applications can be used in the warehouse environments for optimizing business processes in terms of time.

IV. METHODOLOGY

A. Creating Part Request Form Application

Warehouse management involves maintaining activities that go in a business's warehouse, including order fulfillment and shipping. The main warehouse management processes are receiving, Picking, Packing, Shipping, Reporting. Whenever the worker in the warehouse require a particular material he has to request to the supervisor. Instead of this, part request from application can be used. Worker just enter the material data in the form and submit it. After submitting the form the data will be stored in their own databases. That data need to be passed to the IT service consultants process the data and transfer the data to HANA database. All the workers of the warehouse can access the data and process the request. Storing this data helps to calculate the expense and it can also be used for future prediction. This application can be created using module pool programming. First the screen has to be created in the module pool and later fiori tile has to be created in the fiori launchpad using the transaction code created for the module pool screen.

B. Data migration using migration cockpit

The data entered by the worker in the warehouse is stored in their own database. Later that data need to be transferred to the IT firm, where the engineers migrate that data to the centralized database of the company. The main techniques used for the data migration are LSMW and migration cockpit. LSMW is the older technique and it takes more time for the data migration. LSMW only supported by SAP ECC. S/4 HANA does not support LSMW approach. So it is better to use migration cockpit approach for data migration. Before performing the data migration the data needs to be validated. Once the data is validated then the data can be migrated. LTMOM is the transaction code used for creating migration object in the SAP software. The migration object contains source structure and target structure. Structure mapping and field mapping needs to be done while creating migration object.

V. IMPLEMENTATION

A. Comparison of LSMW and migration cockpit

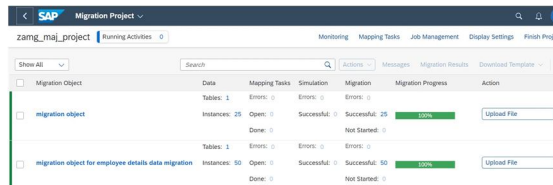
In migration cockpit more than 200 migration objects can be created for ERP sources and excel template files delivered. In LSMW no need to create migration objects. We use IDOC for the delivery. For Direct Transfer in migration cockpit installation of DMIS add-on in the source system is necessary. In SAP standard delivery IDOC/ALE have to be configured. Migration cockpits are supported by SAP fiori and SAP gui. LSMW is supported only in SAP GUI. In migration cockpit data is created using SAP standard API's, Restfull Application programming and business objects. In LSMW we use BAPI, IDOC.

SAP S/4 HANA provides predefined objects. It Reduce effort and save time. Structure mapping to SAP S/4 HANA data model is simple. 80% less custom developments compared to other techniques. It is simple to create migration object in the transaction LTMOM. Migration cockpit provides simulation procedure using we can reduce errors by 50%.

| Process Step | Last Action (Date, Time, User) |
|--|---------------------------------|
| Define Object Attributes | 23.05.2024, 11:08:56 h, AGUNARI |
| Define Source Structures | 23.05.2024, 11:09:35 h, AGUNARI |
| Define Source Fields | 23.05.2024, 11:10:14 h, AGUNARI |
| Define Structure Relations | 23.05.2024, 11:10:41 h, AGUNARI |
| Define Field Mapping and Conversion Rules | 23.05.2024, 11:10:48 h, AGUNARI |
| Define Fixed Values, Translations, User-Defined Routines | 23.05.2024, 11:10:53 h, AGUNARI |
| Specify Files | 23.05.2024, 11:10:58 h, AGUNARI |
| Assign Files | 23.05.2024, 11:11:17 h, AGUNARI |
| Read Data | 23.05.2024, 11:11:25 h, AGUNARI |
| Display Read Data | 23.05.2024, 11:11:32 h, AGUNARI |
| Convert Data | 23.05.2024, 11:11:37 h, AGUNARI |
| Display Converted Data | 23.05.2024, 11:11:45 h, AGUNARI |
| Start IDoc Creation | 23.05.2024, 11:11:48 h, AGUNARI |
| Start IDoc Processing | 23.05.2024, 11:11:51 h, AGUNARI |
| Create IDoc Overview | 23.05.2024, 11:11:51 h, AGUNARI |
| Start IDoc Follow-Up | 02.04.2024, 16:29:36 h, AGUNARI |

Fig. 1. Steps involved in LSMW method

Figure 1 shows the user interface of the LSMW method. It contains 16 steps. IDOC data interface is used for transferring the data from the legacy system to the SAP system.



| Migration Object | Data | Mapping Tasks | Simulation | Migration | Migration Progress | Action |
|--|-----------|---------------|------------|-----------|---|-------------|
| migration object | Tables: 1 | Errors: 0 | Errors: 0 | Errors: 0 | Instances: 25 Open: 0 Successful: 25 100% | Upload File |
| migration object for employee details data migration | Tables: 1 | Errors: 0 | Errors: 0 | Errors: 0 | Instances: 50 Open: 0 Successful: 50 100% | Upload File |

Fig. 2. Migration objects

Figure 2 shows the migration objects created. The main steps in migration cockpit approach are to create migration object, downloading the template and filling the data, finally uploading the file and transferring the data to the staging tables.

B. Creating A Fiori Application

Part request form is a fiori application created using module pool programming. First step is to create a module pool programming screen and the transaction code is created for that screen. The same transaction code need to be used while creating fiori tile. The following are the steps to create a fiori tile.

- 1) After creating module pool programming screen and transaction code next step is to create a transport request. After creating transport request catalog group needs to be created in the fiori launchpad.
- 2) Target mapping has to be done after creating a catalog group. The tile has to be assigned to the catalog group created. Semantic object needs to be created in this step.
- 3) Tile is created using the tile create button. The transaction code needs to be mentioned in the tcode input. The semantic object name has to be same as that of one we created in the previous step.

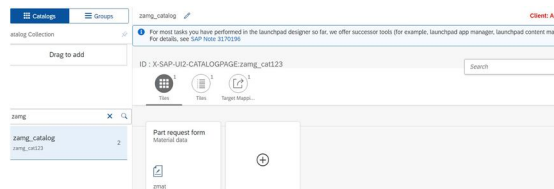
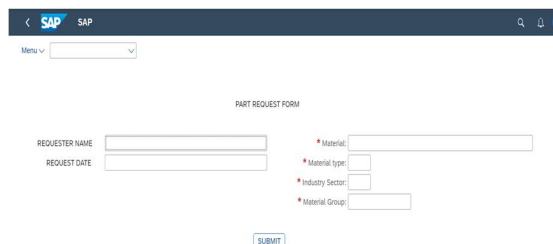


Fig. 3. Creation of tile

Figure 3 shows the user interface for creating catalog group, target mapping and tile.

- 4) Final step is to assign the tile to the catalog group. The tile we created will comes under the same catalog group in the fiori launchpad.



PART REQUEST FORM

REQUESTER NAME:

REQUEST DATE:

Material:

Material type:

Industry Sector:

Material Group:

Fig. 4. Part request form application

Figure 4 shows the part request form application created. This application can mainly be used in the material management. Since the inputs are corresponding to the material data. The person who is requesting the material has to enter the material name, material type, industrial sector and material group. After clicking on submit button the data will be transferred to the database table. The code for this is written in the module pool programming.

C. Data migration using migration cockpit

Once the data is transferred to the database in the warehouse environment, the data is extracted to an excel file and send it the IT firm. IT firm will maintain the data of the company in a centralized database. S/4 HANA migration cockpit method is used for transferring the data from the excel file to the centralized database. Previously LTMC transaction code was used for creating migration object. But later SAP removed the create option in the LTMC transaction code and migrate your data application can be used for creating the migration objects.

The following steps has to be followed for transferring data using migration cockpit.

- 1) Migration project is created using migrate your data app in the fiori launchpad. Then migration object is created using the transaction code LTMOM.
- 2) Migration object involves creation of source structure and target structure. And source structure mapped to the target structure and fields are also required to be mapped.

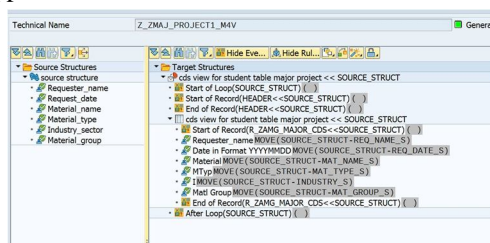


Fig. 5. Field mapping in migration object

- 3) Figure 5 shows the field mapping in migration object. After creating migration object it has to be generated.
- 4) The template is downloaded from the migrate your data app. The template will be an excel file which contains the fields that are in source structure. The template need to be populated with the data.

| Action | Started By | Started On | Finished On |
|--|------------|----------------------|----------------------|
| Migrate Data: Completed | AGUNARI | 14.05.2024, 12:26:12 | 14.05.2024, 12:26:19 |
| Simulate Migration: Completed | AGUNARI | 14.05.2024, 12:08:25 | 14.05.2024, 12:08:37 |
| Prepare Staging Tables: Completed | AGUNARI | 14.05.2024, 12:07:38 | 14.05.2024, 12:07:50 |
| Transfer Data to Staging Tables: Completed | AGUNARI | 14.05.2024, 12:06:39 | 14.05.2024, 12:06:40 |
| Validate File: Executed | AGUNARI | 14.05.2024, 13:06:01 | 14.05.2024, 13:06:02 |

Fig. 6. Migration cockpit steps

- 5) The excel template after filling the data needs to be uploaded back and validate the data. If there are any validation errors the data needs to be changed. Figure 6 shows the steps involved in the migration cockpit process.
- 6) If there are no validation errors the data needs to be migrated to staging tables. The simulation is started. If there are no errors in the simulation the migration can be started.

After migration step the data will be stored in the database table. If there are any errors after the simulation, the errors can be traced using monitoring option in the application. If there is any data type mismatch between source structure and data in the excel file the data can not be migrated. Then the data in the file needs to be changed and uploaded again.

Migration cockpit process involves less creation of custom code and objects. SAP provides predefined migration objects which can be used for most of the business applications. It reduces human effort and helps to automate the process.

VI. RESULTS AND CONCLUSION

A. Comparison of LSMW and migration cockpit

The migration cockpit provides predefined functionalities that streamline the migration process, requiring 80% less custom development compared to the LSMW. Additionally, the material part request form, used in data warehouses, automates processes and reduces human effort, further enhancing efficiency. The migration cockpit offers a more efficient, reliable and automated solution for data migration compared to LSMW.

| CPU Time Used | HANA - Max. Memory | Records | Program Name | Object Name |
|---------------|--------------------|---------|--------------------------|----------------|
| 4.292.689 | 9.687 | 37.959 | | |
| 772.956 | 9.687 | | /LTR/CL_MC_EVENTLOG_ACC | /LTVN_MC_ACTOL |
| 156.646 | 9.538 | | /LTR/CL_MC_EVENTLOG_ACC | /LTVN_MC_ACTOL |
| 142.327 | 9.538 | | /LTR/CL_MC_EVENTLOG_ACC | /LTVN_MC_ACTOL |
| 146.831 | 9.538 | | /LTR/CL_MC_EVENTLOG_ACC | /LTVN_MC_ACTOL |
| 659.973 | 8.987 | | /LTR/CL_MC_EVENTLOG_ACC | /LTVN_MC_ACTOL |
| 135.791 | 8.175 | | /LTR/CL_MC_EVENTLOG_ACC | /LTVN_MC_ACTOL |
| 23.823 | 3.294 | | /LTR/CL_MC_PROD_PRODXY_M | DMC_FBEVALUE |
| 21.945 | 3.294 | | /LTR/CL_MC_PROD_PRODXY_M | DMC_FBEVALUE |
| 24.822 | 3.294 | | /LTR/CL_MC_PROD_PRODXY_M | DMC_FBEVALUE |
| 22.615 | 3.272 | | /LTR/CL_MC_PROD_PRODXY_M | DMC_FBEVALUE |
| 22.142 | 3.246 | | /LTR/CL_MC_PROD_PRODXY_M | DMC_FBEVALUE |
| 22.201 | 3.194 | | /LTR/CL_MC_PROD_PRODXY_M | DMC_FBEVALUE |
| 21.145 | 3.179 | | /LTR/CL_MC_PROD_PRODXY_M | DMC_FBEVALUE |
| 21.264 | 3.114 | | /LTR/CL_MC_PROD_PRODXY_M | DMC_FBEVALUE |
| 20.192 | 2.483 | | /LTR/CL_MC_PROD_PRODXY_M | DMC_FBEVALUE |
| 21.100 | 2.513 | | /LTR/CL_MC_PROD_PRODXY_M | DMC_FBEVALUE |
| 19.941 | 2.472 | | /LTR/CL_MC_PROD_PRODXY_M | DMC_FBEVALUE |
| 22.445 | 2.423 | | /SAPMDC/SAPLSHMV_OBL_1 | /SAPMDC/SOBRP |
| 24.412 | 2.376 | | /SAPMDC/SAPLSHMV_OBL_3 | /SAPMDC/SOBRP |
| 20.812 | 2.306 | | /LTR/CL_MC_PROD_PRODXY_M | DMC_FBEVALUE |
| 18.517 | 2.249 | | /LTR/CL_MC_PROD_PRODXY_M | DMC_FBEVALUE |
| 19.226 | 2.215 | | /LTR/CL_MC_PROD_PRODXY_M | DMC_FBEVALUE |
| 21.748 | 2.137 | | /LTR/CL_MC_PROD_PRODXY_M | DMC_FBEVALUE |
| 20.596 | 1.776 | | /LTR/CL_MC_PROD_PRODXY_M | DMC_FBEVALUE |
| 20.766 | 1.773 | | /LTR/CL_MC_PROD_PRODXY_M | DMC_FBEVALUE |
| 7.984 | 1.761 | | /LTR/CL_MC_PROD_PRODXY_M | DMC_FBEVALUE |

Fig. 7. Timing analysis of data migration using LSMW technique

25 records are passed from the excel file to the database object. Figure 7 shows the timing analysis of the data migration using LSMW. The total time taken for processing 25 records and for the migration is 4.293 seconds.

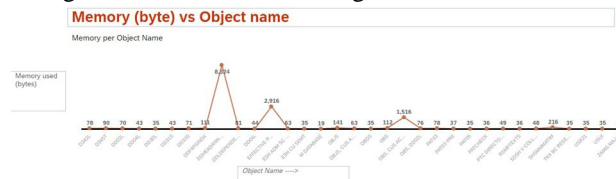


Fig. 9. Memory used vs Object name

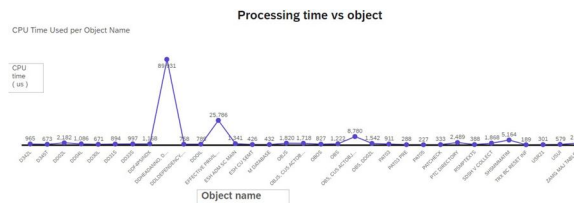


Fig. 10. Processing time vs Object name

Figure 10 shows the graph plot between processing time versus Object name. The graph shows that the total time taken for processing the data is 0.11 seconds. The processing time starts when the worker clicks on the submit button after entering all the inputs in the application.

Results shows that migration cockpit has more advantages compared to LSMW. Migration cockpit process reduces the engineers work by providing predefined objects for creating migration objects. And the part request application reduces the human effort and helps to automate the business processes in the data warehouses.

| CPU Time Used | HANA - Max. Memory | Records | Program Name | Object Name |
|---------------|--------------------|---------|----------------------------------|-----------------|
| 2.979.089 | 9.327 | 42.750 | | |
| 154.975 | 8.323 | | /LTR/CL_MC_EVENTLOG_ACCESS | /LTVN_MC_ACTOL |
| 152.191 | 8.362 | | /LTR/CL_MC_EVENTLOG_ACCESS | /LTVN_MC_ACTOL |
| 146.097 | 9.327 | | /LTR/CL_MC_EVENTLOG_ACCESS | /LTVN_MC_ACTOL |
| 137.697 | 8.987 | | /LTR/CL_MC_EVENTLOG_ACCESS | /LTVN_MC_ACTOL |
| 81.498 | 521 | 24.883 | CL_DQ_ANNOTATION_SERVICE | DMC_FBEVALUE |
| 40.806 | 5.055 | 25 | CL_DMC_STO_RESTART_MDL_STAG | /LTVN_MC_ACTOL |
| 32.267 | 2.394 | 25 | /LTVN_MC_ACTOL | /LTVN_MC_ACTOL |
| 31.395 | 2.417 | 1 | CL_DMC_MT_OBL_MODEL_ACCESS | DMC_MT_TABLES |
| 31.002 | 2.298 | 1 | CL_DMC_SHD_STAGING | /LTVN_MC_ACTOL |
| 30.495 | 2.394 | | /LTVN_MC_ACTOL | /LTVN_MC_ACTOL |
| 23.275 | 3.276 | | /LTVN_MC_ACTOL | DMC_FBEVALUE |
| 23.243 | 2.359 | | CL_DMC_D4Q_MIG_MIS_TGT_KEY_VALCP | DMC_MGTGTKEYVAL |
| 20.224 | 3.276 | | /LTVN_MC_ACTOL | DMC_FBEVALUE |
| 19.964 | 2.080 | | /LTVN_MC_ACTOL | DMC_FBEVALUE |
| 19.530 | 2.355 | 1 | CL_DMC_SHD_STAGING | /LTVN_MC_ACTOL |
| 14.031 | 2.191 | 1 | CL_DMC_MIG_STEP_ACCESS_FDRD | DMC_SBU_MIGD81 |
| 13.645 | 56 | 4 | CL_SQL_STATEMENT | INDEX_COLUMNS |
| 12.324 | 736 | 16 | CL_DQ_INTERFACE | VSEOCMPDF |
| 12.125 | 56 | 4 | CL_SQL_STATEMENT | INDEX_COLUMNS |
| 11.880 | 2.249 | 25 | CL_DMC_SHD_STAGING | /LTVN_MC_ACTOL |
| 11.874 | 2.189 | 25 | CL_DMC_PM_RESTART | DMCCLMTRRESTART |
| 11.568 | 501 | 18 | CL_DQ_INTERFACE | VSEOCMPDF |
| 11.456 | 2.246 | | CL_DMC_SHD_STAGING | /LTVN_MC_ACTOL |
| 11.310 | 694 | 10 | CL_DQ_INTERFACE | VSEOCMPDF |
| 10.344 | 2.188 | | CL_DMC_D4Q_MIG_MIS_TGT_KEY_VALCP | DMC_MGTGTKEYVAL |
| 10.364 | 47 | 1 | CL_SQL_STATEMENT | CONSTRAINTS |

Fig. 8. Timing analysis of data migration using migration cockpit

Figure 8 shows the timing analysis of the data migration using migration cockpit approach. The processing time taken in this process is 2.979 seconds, which is less compared to LSMW technique. With this result, migration cockpit is 48% faster and 1.48 times effective than LSMW technique. Figure

5.1 and 5.2 shows that the memory consumed by the migration cockpit process is 9.32 MB is less than the memory consumed by LSMW approach which is 9.68 MB.

B. Performance analysis of Part request form

The part request form application is created using in fiori launchpad. The performance of the part request form is analyzed using the ST05 transaction code and the data is obtained. The graphs plotted using SAP analytics cloud. SAP analytics cloud is a tools for visualizing the data.

Figure 9 is the plot of memory used versus object name. When the worker in the warehouse enter the data in the application and clicks on the submit button the processing will start. The total memory consumed is around 13 kilo bytes. When the application starts executing SAP automatically creates objects for the internal operations.

REFERENCES

- [1] M. Orłowska, "Sap erp software as a tool for managing the logistics subsystems of an enterprise," Jul. 2023.
- [2] A. Zafar, D. Alturi, S. Taur, and M. R. Gor, "RISE with SAP towards a Sustainable Enterprise: Become a value-driven, sustainable, and resilient enterprise using RISE with SAP" 2023.
- [3] K Chaitanya and B. C. Mallikarjun, "A service migration strategy for communication networks," in 2022 IEEE 3rd Global Conference for Advancement in Technology (GCAT), 2022, pp. 1–4.
- [4] N. Jain and T. Bagga, "Sap s/4 hana framework: I-erp towards digital transformation," in 2021 9th International Conference on Reliability, Infocom Technologies and Optimization (Trends and Future Directions) (ICRITO), 2021, pp. 1–6. doi: 10.1109/ICRITO51393.2021.9596165.
- [5] A. Selmeçi and T. Orosz, "Sap remote communications," in 2012 7th IEEE International Symposium on Applied Computational Intelligence and Informatics (SACI), 2012, pp. 303–309. doi: 10.1109/SACI.2012.6250020.
- [6] V. Chang, P. Arunachalam, Q. A. Xu, P. L. Chong, C. Psarros, and J. Li, "Journey to sap s/4hana intelligent enterprise: Is there a risk in transitions?" International Journal of Business Information Systems, vol. 42, no. 3-4, pp. 503–541, 2023. doi: 10.1504/IJBIS.2023.129698. eprint: <https://www.inderscienceonline.com/doi/pdf/10.1504/IJBIS.2023.129698>. [Online]. Available: <https://www.inderscienceonline.com/doi/abs/10.1504/IJBIS.2023.129698>.
- [7] M. Suder and T. Gospodarek, "SAP fiori as a cause of innovation and sociotechnical system arising," in Communication Papers of the 17th Conference on Computer Science and Intelligence Systems, PTI, Sep. 2022
- [8] B. V. Costin and D. Cojocaru, "Integration of metrology applications in the calibration reservoir suites using sap fiori, portal and cloud. a study case," in 2017 21st International Conference on System Theory, Control and Computing (ICSTCC), 2017, pp. 297–302. doi: 10.1109/IC-STCC.2017.8107050.
- [9] D. Kumar Vaka Rajesh, "Transitioning to S/4HANA: Futureproofing of cross industry business for supply chain digital excellence," Int. J. Sci. Res. (Raipur), vol. 13, no. 4, pp. 488–494, Apr. 2024
- [10] R. Dave, B. Sarkar, and G. Singh, "Revolutionizing business processes with SAP technology: A buyer's perspective," Int. J. Comput. Trends Technol., vol. 71, no. 4, Apr. 2023
- [11] M. Orłowska, "Sap erp software as a tool for managing the logistics subsystems of an enterprise," Jul. 2023. doi: 10.29119/1641-3466.2023.
- [12] A. Zafar, D. Alturi, S. Taur, and M. R. Gor, RISE with SAP towards a Sustainable Enterprise: Become a value-driven, sustainable, and resilient enterprise using RISE with SAP. 2023.
- [13] A. Zafar, D. Alturi, S. Taur, and M. R. Gor, RISE with SAP towards a Sustainable Enterprise: Become a value-driven, sustainable, and resilient enterprise using RISE with SAP. 2023.
- [14] Y. T. Prasetyo and K. O. S. Soliman, "Usability evaluation of erp systems: A comparison between sap s/4 hana and oracle cloud," in 2021 IEEE 8th International Conference on Industrial Engineering and Applications (ICIEA), 2021, pp. 120–125. doi: 10.1109/ICIEA52957.2021.9436697.
- [15] N. Jain and T. Bagga, "Sap s/4 hana framework: I-erp towards digital transformation," in 2021 9th International Conference on Reliability, Infocom Technologies and Optimization (Trends and Future Directions) (ICRITO), 2021, pp. 1–6. doi: 10.1109/ICRITO51393.2021.9596165.
- [16] N. Jain, T. Bagga, and A. Tripathi, "I-erp intelligent system modelling and interfacing : Excel with sap hana," in 2022 International Conference on Computing, Communication, and Intelligent Systems (ICCCIS), 2022, pp. 479–483. doi: 10.1109/ICCCIS56430.2022.10037607.
- [17] A. N. Sisyukov, V. K. Bondarev, and O. S. Yulmetova, "Erp data analysis and visualization in high-performance computing environment," in 2020 IEEE Conference of Russian Young Researchers in Electrical and Electronic Engineering (EIconRus), 2020, pp. 509–512. doi: 10.1109/EIconRus49466.2020.9038949.
- [18] A. MohamedLamey, H. Mousa, and A. Keshk, "Improve performance of enterprise information sap portal," International Journal of Computer Applications, vol. 37, pp. 1–5, Jan. 2012. doi: 10.5120/4569-6514.
- [19] A. Selmeçi and T. Orosz, "Sap remote communications," in 2012 7th IEEE International Symposium on Applied Computational Intelligence and Informatics (SACI), 2012, pp. 303–309. doi: 10.1109/SACI.2012.6250020.
- [20] L. Shabnam, F. Haque, M. Bhuiyan, and A. Krishna, "Software-as-a-service solution implementation – data migration perspective," in 2014 IEEE 38th Annual Computer Software and Applications Conference, 2014, pp. 612–613. doi: 10.1109/COMPSAC.2014.90
- [21] D Asha and B. S. kariyappa, "Interface between clarity PPM and external system- SAP PS"," IJAST, vol. 29, no. 7, pp. 8344–8352, 2020. UG Major Project Report Department of ECE, 2023-24 50



10.22214/IJRASET



45.98



IMPACT FACTOR:
7.129



IMPACT FACTOR:
7.429



INTERNATIONAL JOURNAL FOR RESEARCH

IN APPLIED SCIENCE & ENGINEERING TECHNOLOGY

Call : 08813907089  (24*7 Support on Whatsapp)