



# **iJRASET**

International Journal For Research in  
Applied Science and Engineering Technology



---

# **INTERNATIONAL JOURNAL FOR RESEARCH**

IN APPLIED SCIENCE & ENGINEERING TECHNOLOGY

---

**Volume: 9      Issue: XII      Month of publication: December 2021**

**DOI: <https://doi.org/10.22214/ijraset.2021.39330>**

**[www.ijraset.com](http://www.ijraset.com)**

**Call:  08813907089**

**E-mail ID: [ijraset@gmail.com](mailto:ijraset@gmail.com)**

# A Study on the Flexural Behavior of Plain Cement Concrete with Self Compaction Concrete

K. Srinivas<sup>1</sup>, Dr. C. Ravi Kumar<sup>2</sup>, V. Rajendra Kumar<sup>3</sup>

<sup>1</sup>(Graduate Student, Kallam Haranadareddy institute of technology, GUNTUR-522019

<sup>2</sup>(Professor, Kallam Haranadareddy institute of technology, GUNTUR-522019

<sup>3</sup>(Assistant professor, Kallam Haranadareddy institute of technology, GUNTUR-522019

**Abstract:** To study the flexural behaviour of plain cement concrete with self-compaction concrete using three point loading. We are using two different types of concrete (Plain Cement Concrete and Self Compaction Concrete). For this we are using M20 grade concrete. We cast cubes and beams of sizes 150x150x150mm and 150x150x700mm respectively. Based on the test results it is concluded that the flexural strength of the self-compaction concrete beams is more than the plain cement concrete beams. And in the combination also the flexural strength is more when the plain cement concrete layer is at the bottom while the self-compaction concrete layer is at top.

## I. INTRODUCTION

Reinforced cement concrete beams are effectively used as structural member in various constructions.

Hence both concrete and steel will reaches the stress and corresponding strains due to external subjected loads simultaneously. In this study is on flexural behavior of plain cement concrete with self compaction concrete with three point bending without any reinforcement and the observation is done by destructive methods.

Self compaction concrete is the concrete that is able to flow under its own weight and completely fill the formwork while maintaining homogeneity even in the presence of congested reinforcement. Flexural strength also known as modulus of rupture which is a material property, define as the stress in a material just before it yields in a flexure test. This test most frequently done on a specimen having either a circular or rectangular cross sections until fracture or yielding occurs, the three point bending flexural test provides values for the modulus of elasticity in bending, flexural stress, flexural strain of the material. As comparison of plain cement concrete (PCC) with self compaction concrete (SCC), The SSC has many benefits in terms of production and placement compared to plain cement concrete namely, the elimination of external or internal vibration for compaction, better flowability, workability and pumpability, as well as increased bonding with congested reinforcement. The appearance, mechanical performance and durability of SCC can be considerably better

Than plain cement concrete. SCC used in the precast industry uses the same technology as cast in-situ as SCC, similar benefits can be expressed using SCC in the precast industry. They are

- 1) Complex congested moulds can be cast with more easy.
- 2) No noise from vibration equipment gives better working environment.
- 3) It makes light weight construction elements by SCC.
- 4) SCC increase in lightweight aggregate content had a detrimental impact on the workability and compressive strength of lightweight self compacting concrete.

## II. METHODOLOGY

Experiments were guide on concrete mix design of M20 grade concrete, for this M20 grade concrete the preparation of combination of PCC and SCC involves 50% of PCC moulds and 50% of SCC moulds prepared for casting of cubes and beams. The cast of moulds separately filled with M20 grade concrete of PCC and SCC by individual. The filled moulds kept under sunrise for dry till 2days and unmould the cubes and beams kept in water for curing purpose, then the both cubes and beams of PCC and SCC curing the period of 7days and 28days, finally the beams and cubes removed from water after curing period and testing under UTM for knowing flexural strength of cubes and beams by 1000KN capacity universal testing machine(UTM), note down the results of PCC and SCC cubes and beams results individually to show the flexural behavior of plain cement concrete with self compaction concrete.

### III. MATERIALS USED

#### A. Cement

Ordinary Portland cement conforming to IS 12269-1983 was used for the concrete mix and specific gravity was found to be 3.5.

#### B. Fine Aggregate

The fine aggregate (sand) used in the work was obtained from a nearby river course. The fine aggregate that falls in zone-II was used. The specific gravity was found to be 2.60.

#### C. Coarse Aggregate

Crushed coarse aggregate of 4.75mm size passing and 10mm retained proportion and 10mm size sieve passing through 20mm size retaining proportion was used in the mix. Uniform properties were to be adopted for all prisms for entire work. Specific gravity was found to be 2.78.

#### D. Water

For mix proportions the portable water was used in the concrete mix with pH range is 6.5 to 8.5.

#### E. Moulds

Moulds sizes used for casting cubes is 150\*150\*150 mm, the beam casting the mould size is 150\*150\*700mm.

#### F. Silica Fume

Silica fume also referred to as micro silica or condensed silica fume, it is another material to used as achieve high strength and dense concrete. It is a product obtain from reduction of high purity quartz with coal in an electric furnace in the manufacturing of silicon or ferrosilicon alloy.

#### G. Super Plasticizer

Super plasticizer is chemical compound used to increase the workability, without using any additional water. The super plasticizer used in the present work is the commercial available brand, Cera hyper plasticizer.

#### H. Mix Designs

Table 1 Design mix proportions for plain cement concrete as per IS 10262-2009.

| GRADE | RATIOS      | CEMENT<br>KG/M <sup>3</sup> | F.A<br>KG/M <sup>3</sup> | C.A<br>KG/M <sup>3</sup> | WATER<br>% |
|-------|-------------|-----------------------------|--------------------------|--------------------------|------------|
| M20   | 1:2.17:3.54 | 338                         | 735                      | 1199                     | 186        |

Table 2 Design mix proportions for self compaction concrete as per IS 10262-2009.

| GRADE | RATIOS          | CEMENT<br>KG/M <sup>3</sup> | F.A<br>KG/M <sup>3</sup> | C.A<br>KG/M <sup>3</sup> | WATER<br>% | SP<br>1%                | SILICA-<br>FUME<br>15%     |
|-------|-----------------|-----------------------------|--------------------------|--------------------------|------------|-------------------------|----------------------------|
| M20   | 1:2.35:<br>2.35 | 382.5                       | 901                      | 901                      | 202.5      | 3.8<br>L/M <sup>3</sup> | 57.37<br>KG/M <sup>3</sup> |

#### I. Mix Design Casting Procedure

The preparation of combination of plain cement concrete (PCC) and self compaction concrete (SCC) to cast cubes and beams individually as per given quantities and ratios in table 1&2 as per mix design IS 10262-2009.

#### IV. RESULTS AND DISCUSSION

##### A. Calculation

The following expression used to calculating modulus of rupture.--

$$\text{Modulus of Rupture (M.R)} = \frac{3PL}{2BD^2}$$

Where, MR= modulus of rupture, P= ultimate applied load indicated by testing machine, L= span length of specimen, B= average width of the specimen at the fracture, D= average depth of the specimen at the fracture.

##### B. Experimental Setup

Figure 1 Experimental set up PCC beam and its crack formation



Figure 2 Experimental setup of SCC beam and its crack formation.



Figure 3 Experimental setup of combination of both PCC & SCC beam and its crack formation ( SCC layer above).



Figure 4 Experimental setup of combination of both PCC & SCC beam and its crack formation (PCC layer above).





### C. Test Results

Table 3 compressive strength of different type of concrete.

| specimen                    | S.NO | PCC    | SCC    |
|-----------------------------|------|--------|--------|
|                             |      | 28days | 28days |
| cubes                       | 1    | 24.7   | 24.88  |
|                             | 2    | 27.82  | 27.87  |
|                             | 3    | 23.15  | 28.86  |
| Average(N/mm <sup>2</sup> ) |      | 25.24  | 27.18  |

Graph 1 shows the compressive strength of PCC & SCC cubes.

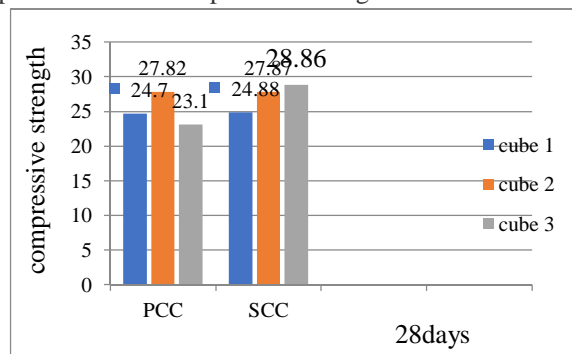


Table 4 compressive strength of combination of different concretes.

| SPECIMEN | S.NO                        | PCC&SCC | PCC LAYER      |
|----------|-----------------------------|---------|----------------|
|          |                             | 28days  |                |
| CUBES    | 1                           | 25.91   | PCC UP LAYER   |
|          | 2                           | 30.11   |                |
|          | Average(N/mm <sup>2</sup> ) | 28.01   |                |
| CUBES    | 1                           | 23.85   | PCC DOWN LAYER |
|          | 2                           | 27.41   |                |
|          | Average(N/mm <sup>2</sup> ) | 25.63   |                |

Graph 2 showing the compressive strength of combination of both PCC & SCC cubes.

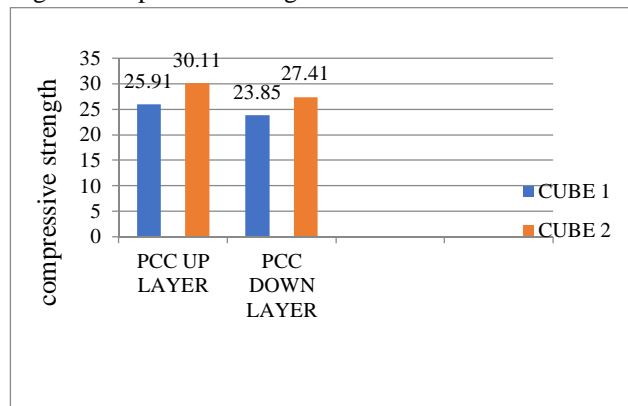
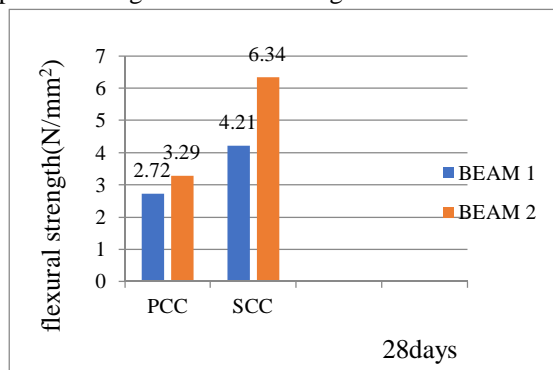


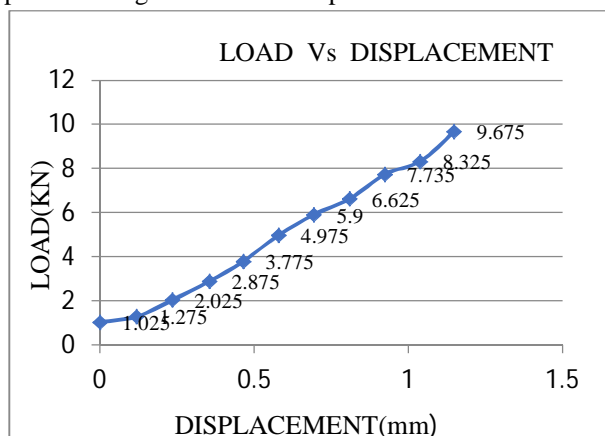
Table 5 flexural strength of different types of concrete.

| SPECIMEN | SI.NO | PCC    | SCC  |
|----------|-------|--------|------|
|          |       | 28days |      |
| BEAMS    | 1     | 2.72   | 4.21 |
|          | 2     | 3.29   | 6.34 |

Graph 3 showing the flexural strength of PCC & SCC beams.



Graph 4 showing the Load Vs Displacement curve of PCC beam.



Graph 5 showing the Load Vs Displacement curve of a SCC beam.

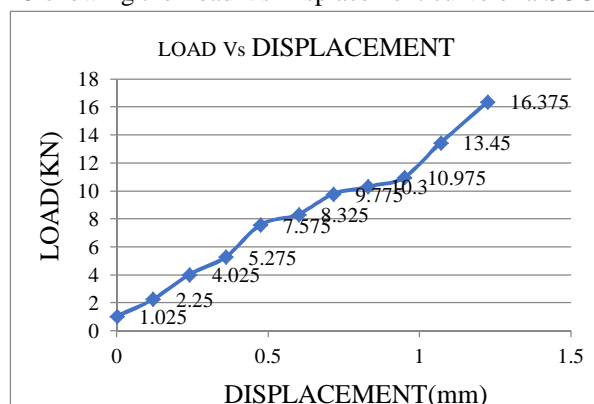
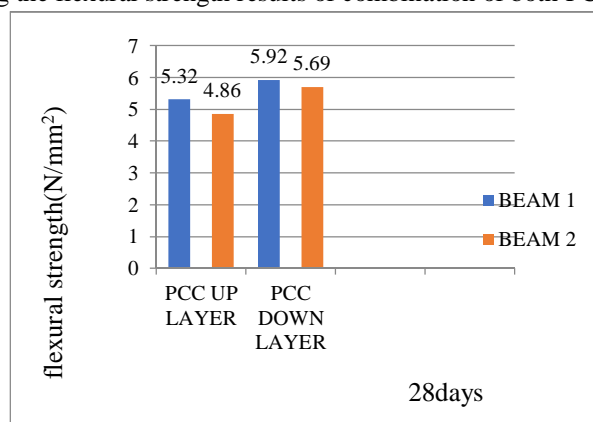


Table 6 flexural strength of combination of different concretes.

| SPECIMEN                    | S.NO | PCC&SCC | PCC<br>LAYER         |
|-----------------------------|------|---------|----------------------|
|                             |      | 28days  | PCC<br>UP<br>LAYER   |
| BEAMS                       | 1    | 5.32    |                      |
|                             | 2    | 4.86    |                      |
| Average(N/mm <sup>2</sup> ) |      | 5.09    |                      |
| BEAMS                       | 1    | 5.92    | PCC<br>DOWN<br>LAYER |
|                             | 2    | 5.69    |                      |
| Average(N/mm <sup>2</sup> ) |      | 5.80    |                      |

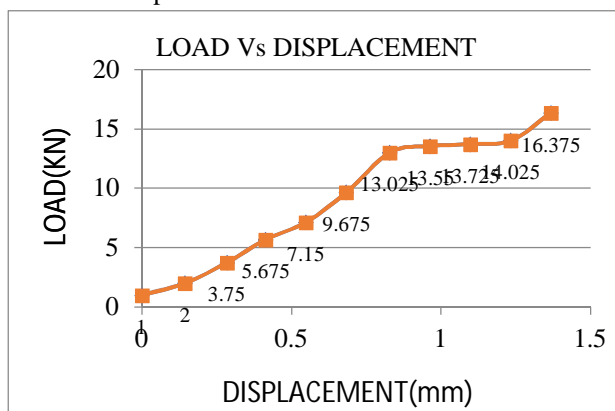
Graph 6 showing the flexural strength results of combination of both PCC & SCC Beams.



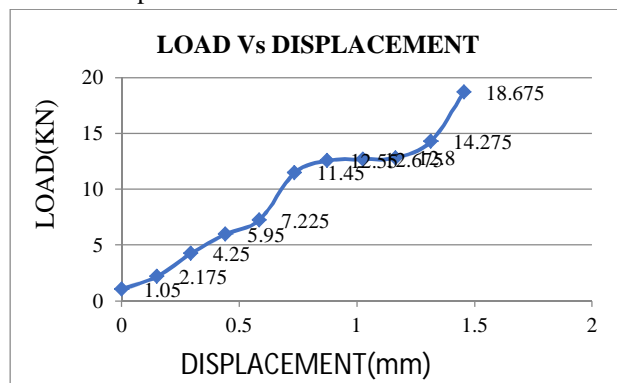
Flexural Strength for three point loading,  $\sigma = \frac{3PL}{2BD^2}$

Flexural Strain,  $\epsilon = \frac{6\delta D}{L^2}$ ; Flexural modulus,  $E = \frac{L^3 m}{4BD}$  (m = the gradient (slope) of the initial straight line portion of the load deflection curve (P/δ)).

Graph 7 showing the Load Vs Displacement curve of combination of PCC&SCC beams (up layer).



Graph 8 showing the Load Vs Displacement curve of combination of PCC&SCC beams (down layer).



## V. CONCLUSION

The following conclusion drawn from the results:

- 1) The compressive strength of the PCC cubes is quite more than the compressive strength of the SCC cubes.
- 2) The combination of both concrete PCC&SCC the compressive strength is more when PCC layer is at top.
- 3) The flexural strength of SCC beams is more than the flexural strength of PCC beams.
- 4) The combination of both concrete PCC&SCC the flexural strength is more when the PCC layer is at the bottom i.e. the SCC layer is at top.
- 5) From this conclusion that the SCC beams when made fully or partially are rich in flexural strength when the loading surface is SCC layer. The more flexural strength is due to usage of silica fume as 15% replacement of cement material.

## REFERENCES

- [1] ASTM 2012. Standard Specification for Portland Cement, 2012.
- [2] Colak, A. (2006). "A New Model for the Estimation of Compressive Strength of Portland Cement Concrete," Cement and Concrete Research, Netherlands 36(7).
- [3] Abrams, D.A. (1918). Design of Concrete Mixtures, Structural Materials Research Lab, Lewis Institute Bulletin No. 1, Chicago, IL.
- [4] Neville, A.M. (1996). Properties of Concrete, 4th Edition, John Wiley & Sons, New York, NY.
- [5] Arino, N.J. (2006). "Prediction of Potential Concrete Strength at Later Ages," Significance of Tests and Properties of Concrete & Concrete Making Materials, Chapter 4, ASTM STP 169D, West Conshohocken, PA.
- [6] ASTM C 39. (2012). "Standard Test Method for Compressive Strength of Cylindrical Concrete Specimens," Annual Book of Standards Volume 04.02, ASTM International, West Conshohocken, PA.
- [7] Abdullah K.M, Hussein W, ZakariaF, Muhammad R, Abdul Hamid Z (2006). A potential partial replacement of silica fume proceeding of the 6th Asia-Pacific structural Engineering and construction conference (APSEC 2006) kuala Lumpur, Malaysia.
- [8] Aitcin, P. C. Hershey, P.A. and Pinsonneault (1981). Effect of the addition of condensed silica fume effect on the compressive strength of mortars and concrete. American Ceramic Society. 22:286-290.
- [9] Bhanja s, Sengupta B. (2003). Optimum silica fume content and its mode of action on concrete ACI Materials journal, September-October 2003, pp 407-712.
- [10] Properties of Concrete", ACI Materials Journal/July-August 2002.
- [11] P. Muthupriya, K. Subramanian and B. G. Vishnuram, "Strength and Durability Characteristics of High Performance Concrete", International Journal of Earth Sciences and Engineering ISSN 0974- 5904, Vol. 03, No. 03, June 2010.
- [12] Naresh Kumar, "A study of Metakaolin and Silica Fume used in various Cement Concrete Designs", International Journal of Enhanced Research in Science Technology & Engineering, ISSN: 2319-7463 Vol. 3 Issue 6, June-2014.
- [13] Amudhavalli N K, Jeena M., (2012), "Effect of Silica Fume on Strength and Durability parameters of Concrete", International Journal of Engineering Sciences and Emerging Technologies, ISSN: 2231-6604, Vol.3, Issue-1, Pp 28-35.
- [14] Dilip S R and Amitava S., (2012), "Effect of Partial Replacement of Cement by Silica Fume on Hardened Concrete", International journal of Emerging Technology and Advanced Engineering, ISSN: 2250-2459, Vol.2, Issue 8.
- [15] Dasari V R and Prashant Y P., (2012), "Combined Effect of Silica Fume and Steel Fiber on Mechanical Properties on Standard Grade of Concrete and Their Interrelations", International Journal of Advanced Engineering Technology, ISSN: 0976-3945 Vol.3, Issue 1, Pp 361-366.
- [16] IS 516:1959. Method of test for strength of concrete.
- [17] IS 2386 (Part II):1963. Methods of test for aggregates for concrete particle size and shape.
- [18] IS 4031(Part I): 1996. Methods of physical test for cement.
- [19] Jian-T ong Ding and Zongjin Li, "Effects of Metakaolin and Silica Fume on.





10.22214/IJRASET



45.98



IMPACT FACTOR:  
7.129



IMPACT FACTOR:  
7.429



# INTERNATIONAL JOURNAL FOR RESEARCH

IN APPLIED SCIENCE & ENGINEERING TECHNOLOGY

Call : 08813907089  (24\*7 Support on Whatsapp)