



iJRASET

International Journal For Research in
Applied Science and Engineering Technology



INTERNATIONAL JOURNAL FOR RESEARCH

IN APPLIED SCIENCE & ENGINEERING TECHNOLOGY

Volume: 10 Issue: V Month of publication: May 2022

DOI: <https://doi.org/10.22214/ijraset.2022.42455>

www.ijraset.com

Call:  08813907089

E-mail ID: ijraset@gmail.com

Health Issues in Animals in Zoo as Compared to Wildlife Sanctuary

Komal Sharma¹, Anjali Sharma², Suchitra Sharma³, Bhagwendra Prakash⁴, Seema Jacob⁵, Fareeda Hasani⁶

¹M.Sc. Zoology, Department of Zoology, St. Wilfred's College, Jaipur, India

²M.Sc. Zoology, Department of Zoology, St. Wilfred's College, Jaipur, India

³Assistant Professor, Department of Zoology, St. Wilfred's College, Jaipur, India

⁴Assistant Professor, Department of Zoology, St. Wilfred's College, Jaipur, India

⁵Head of Department, Department of Zoology, St. Wilfred's College, Jaipur, India

⁶Principal, Department of Zoology, St. Wilfred's College, Jaipur, India

Abstract: Zoos aren't a moral manner of displaying animals to society when you consider that they have got negative outcomes at the animals' intellectual health, motive human dependency from a younger age, as properly as forcing them to stay in negative enclosure setups. "Zoochosis" refers back to the emotional and intellectual demanding situations that have an effect on the animals which are held in captivity, which can be usually visible as uncommon and repetitive behaviors. Pacing, over-grooming, and repetitive motion of the jaw are all examples of mental problems that animals come to be struggling with at the same time as in captivity. We took Leopard of Nahargarh in Cage Leopard Maya of Jhalani Dungari kajal as comparison look at of intellectual problems of animals. We determined that the Leopard in Nahargarh confirmed one of a kind behaviour in comparison to the Jhalani dungari leopard. After studying there behaviour and consulting the respective Veterinary we came to know that Maya tha Naragarh zoo leopard showed drastic negative behaviour in comparison so the Kajal Japanese Dungari national park Leopard. The hunting ability were finished in zoo leopard.

Keywords: behaviors, Captivity, infection, intellectual, Zoochosis.

I. INTRODUCTION

India is a mysterious location wherein animals are worshiped even as sacrificed to deities on the equal time. It is appalling because despite the fact that we've got moved from a barbaric to a civilized society, we nevertheless deal with animals as human assets and use them as in step with our conveyance in inhumane manners. In this regard, the term 'speciesism' has been coined to connote the notion that being human is a great sufficient cause to have extra rights over animals.^[1] Zoos as we apprehend them nowadays turned into first set in Indian at Thiruvananthapuram Zoo in 1857.^[2] While it's far agreed that there was a tangible transformation in how zoos are built, i.e. from museum-like systems to compact liveable enclosures.^[3] This transformation isn't always sufficient to justify the established order of zoos.^[5]

A. The Abysmal Condition In Zoos: Are Zoos Any Different From Circuses?

Rob Nixon, an environmental regulation scholar, coined the term 'sluggish violence', because of this that violence that occurs "steadily and out of sight in intimate spaces".^[11] The Delhi zoo, rechristened to be the "version zoo" for the nation, is witnessing innumerable irregularities starting from unrecorded and suspicious deaths of animals, administrative breakdown, and alleged unlawful trafficking of animals.^[12] While listening to a PIL in this matter, Delhi HC upheld the claims and ordered the census beneath neath police safety because the zoo group of workers have been blocking off the census group from getting into the zoo.^[13] Besides this, several zoos have are witnessing comparable irregularities with increasingly mysterious deaths,^[14] use of expired medicines, and putting forward seriously sick animals as lifeless despite the fact that they have been alive and died subsequently.^[15]

If as compared with circuses, greater than forty-five nations have banned wild animals in circuses. In NR Nair, whilst choosing using animals in circuses, the Indian Supreme Court banned sure animals from circuses as circuses have been declared to be inherently merciless to animals and inflict needless harm.^[16] Surprisingly, Section 27 of PCA exempts zoos from the provisions that modify the education and exhibition of animals. Indian Ministry of Environment and Forests^[17] and courts^[18] have acknowledged sure animals as non-human persons, indicating they own compassion and intelligence. Studies display that participants of the Great Ape own circle of relatives, Cetaceans and Elephants, have attained principle of thoughts and self-awareness, making them humans' closest relatives.^[19]

Like humans, animal's surroundings has a substantial impact on their characteristics.^[20] When an elephant dies, they have interaction in excessive mourning and burial rituals undertaking weeklong vigils over the body.^[21] Similar research on farm animals, together with sheep, goats, cows, pigs, hens, painting comparable deep human-like emotions.^[22] They choose to live with their own circle of relatives and friends of their herbal habitat. Captive animals are separated from their households at a younger age.^[23] Being constrained in small cages for maximum of their lives prevents them from exercise their maximum herbal such things as running, climbing, flying and being with their friends. Alongside, animals are saved inappropriately, wherein prey animals are housed close to predators, inflicting misery amongst each animal. Whereas, in a few places, animals are remoted in my view far far from all animals.^[24] These animals be afflicted by behavioral abnormalities, loneliness and frustration and show off neurotic issues like bar biting, head-bobbing, ingesting and gambling with fences, and repetitive pacing.^[25] These symptoms and symptoms are regarded because the presence of mental misery unfavorable their intellectual fitness. PETA India information 20 distinguished zoos that take pleasure in animal abuse and shortage fundamental zoo facilities to refuge animals in excessive weather.^[26] If as compared to the COVID-19 outbreak, quarantined people said a pointy boom in intellectual fitness issues, together with anxiety, despair and emotional exhaustion.^[27] Animals remoted in cages should undergo this for his or her whole lifetime.^[28] In 2018, a penguin born in captivity in India died slightly per week after birth.^[29] One of the primary motives for the demise turned into the surroundings wherein it turned into born, i.e. out of doors its herbal habitat. If we appearance out of doors India, polar animals are stored in zoos of tropical countries. Dubai Aquarium & Underwater Zoo is one of the maximum celebrated animal captivity, wherein animals are stored in small darkish locations, that's a chunk less warm however nonetheless warm for his or her herbal habitat.^[30] Thus, much like circuses, animals in zoos are made to act towards their herbal behaviour.

As zoo animals stay out their lives in cages, the shortage of herbal animal behaviors that they might generally have with inside the wild, reasons them to be afflicted by styles of intellectual illnesses. Scientists have even confirmed this, declaring that "...animal intellectual contamination may be induced via way of means of a few of the identical elements that unharness intellectual contamination in people. That consists of the lack of own circle of relatives or companions, lack of freedom, stress, trauma and abuse" (BBC). "Zoochosis" refers back to the emotional and intellectual demanding situations that have an effect on the animals which are held in captivity, which might be usually visible as uncommon and repetitive behaviors.^[31] Pacing, over-grooming, and repetitive motion of the jaw are all examples of mental problems that animals become struggling with while in captivity. They start to pace, but are capable of get effortlessly distracted via way of means of zoo traffic and their noise, however over time, that pacing will become a good deal more and pretty not possible to forestall because the animal starts to shape a trance-like state.^[32] As properly as pacing, over-grooming is likewise a big a part of intellectual contamination visible in animals as "grooming to the factor of baldness, feather plucking, and different self-mutilation behaviors" are compulsive behaviors.^[33] These animals are compelled to stay in enclosures with situations which are nowhere near the situations that they need to without a doubt be residing in. Inside those human-made environments, relying on on the animal, they may be the most effective given quite a number of trees, a big rock, and a pool for them to wash in, but with inside the wild, one might obviously locate widespread regions of unfastened area for them to stay in, against small cages. The purpose why this isn't an appropriate attachment for the animal to increase is that it will become almost not possible for a zookeeper or rehabilitation center employee to get the animal to do away with its bond with them, ensuing with inside the animal to now no longer having the capacity to be despatched lower back into the wild, having a hazard at residing a ordinary lifestyle because it will now no longer recognize a way to shield itself.^[34]

II. MATERIALS AND METHODS

We surveyed the literature and accrued research that as compared wild-stuck animals as they adjusted to captivity. We observed difference in behaviour of Zoo leopard and Jhalani Dungari Leopard. We carried out a literature seek through Web of Science the usage of the hunt phrases 'captivity' and 'pressure' and 'physiology' or 'endocrinology' and associated words. Because many papers pronounced on elements of the pressure reaction on animals that have been in captivity however did now no longer look at the outcomes of captivity itself, we have been not able to plot seek phrases that covered the research we have been inquisitive about however excluded different studies on pressure in wild animals. We consequently devised the subsequent standards to decide whether papers have to be covered: (i) free-residing conspecifics and (iii) the full captivity period changed into at the least three days (we did now no longer consist of the numerous research that degree handiest the intense pressure outcomes of seize with inside the first 30 min to forty-eight hours). There are much research that centered on behavioral modifications in captivity. However, the variables measured may be pretty species-precise and tough to interpret in a context of pressure. Although we apprehend the significance of conduct for the welfare of untamed animals (reviewed in McPhee and Carlstead, 2010), we confined our recognition to research that covered a few physiological measurements.

This study was carried from August 2021 to February 2022 (7months), in this period it was tried to take 2 season transition at least. The Veterinary data's were collected from the zoo and Govt. Veterinary Hospital were the Vaccination and amount of tranquilizers given to wild animals is recorded in files. The study and analysis was carried out in Department of Zoology, St. Wilfred's PG College, Mansarovar Jaipur.

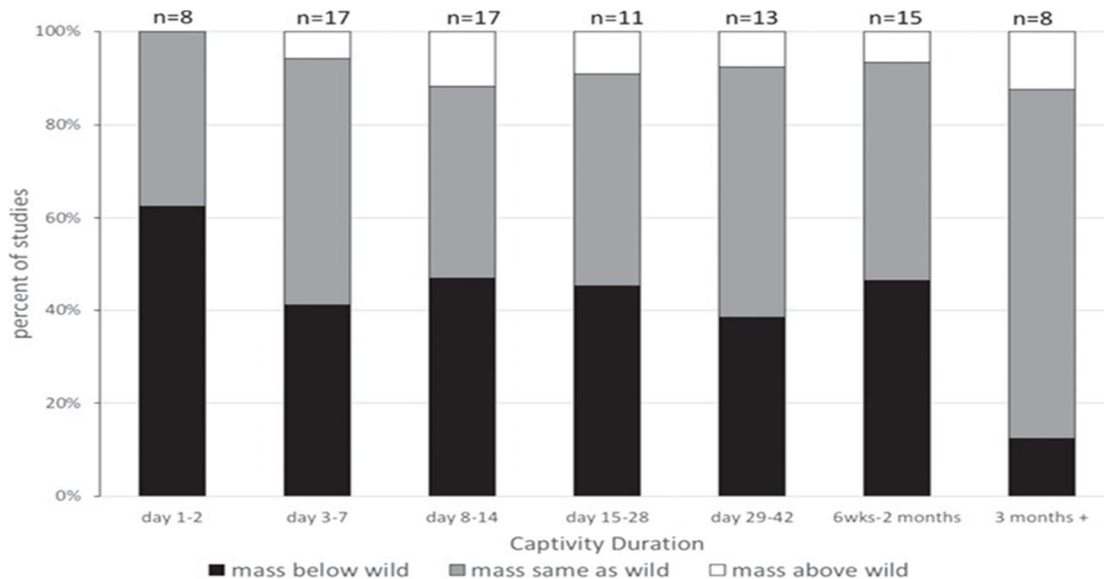
III. ETHICAL APPROVAL

Authors publishing results from *in vivo* experiments involving animals or humans should state whether due permission for conduction of these experiments was obtained, from the relevant ethics committees, in the Materials and Methods section. There is no animal harmed as it is a survey and discussion with vets.

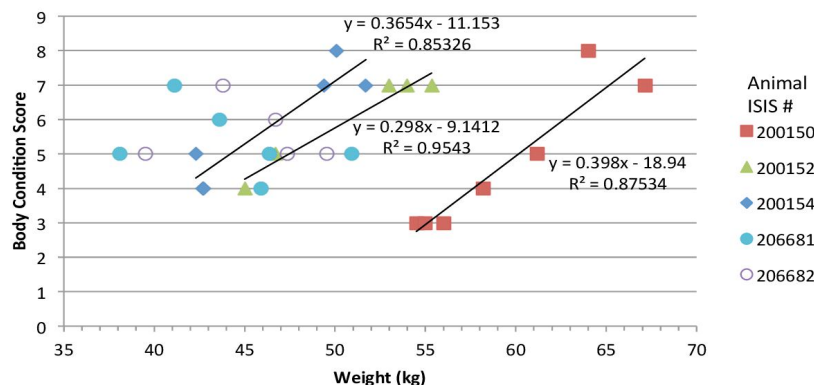
IV. STATISTICAL ANALYSIS

A. Mass and Body Condition During Captivity

After being delivered into captivity from the wild, animals regularly enjoy a duration of weight reduction. In 64% of studies, there has been a documented lower in mass related to captivity at some stage in at the least the preliminary seize duration. Weight loss in captivity is probably to be as a result of persistent pressure. Captive animals aren't calorically restricted (so long as they pick out to eat), which isn't constantly the case withinside the wild, and they're now no longer probably to apply as many energy due to the fact cage restraint limits the quantity of workout that an animal can get in a day.



Weight change as a function of captivity duration. Data were collected from 35 studies listed in, with studies counted multiple times if they measured multiple time points after introduction to captivity. The number of species that lost weight in captivity (relative to wild, free-living animals) decreased with captivity duration.



Body condition score of animal changes after being captive.

Experimentally triggered persistent pressure has been confirmed to cause weight reduction in mammals, birds and fish. In fact, weight reduction is the maximum constantly visible impact of persistent pressure. We took Leopard of Nahargarh in Cage and Leopard of Jhalani Dungari as comparison have a look at of intellectual troubles of animals.^[35] Illustration of actual changes in animal is shown which shows how the body of animal goes underweight after going in captivity(Figure 2). The graph shown in figure 3 shows that first animal gone in starving after captivity, but after some days the weight of animal started increasing which made it obese and condition of body became worst.^[35]

The PETA has designed a variation of weight in Canine animals(Figure 1)

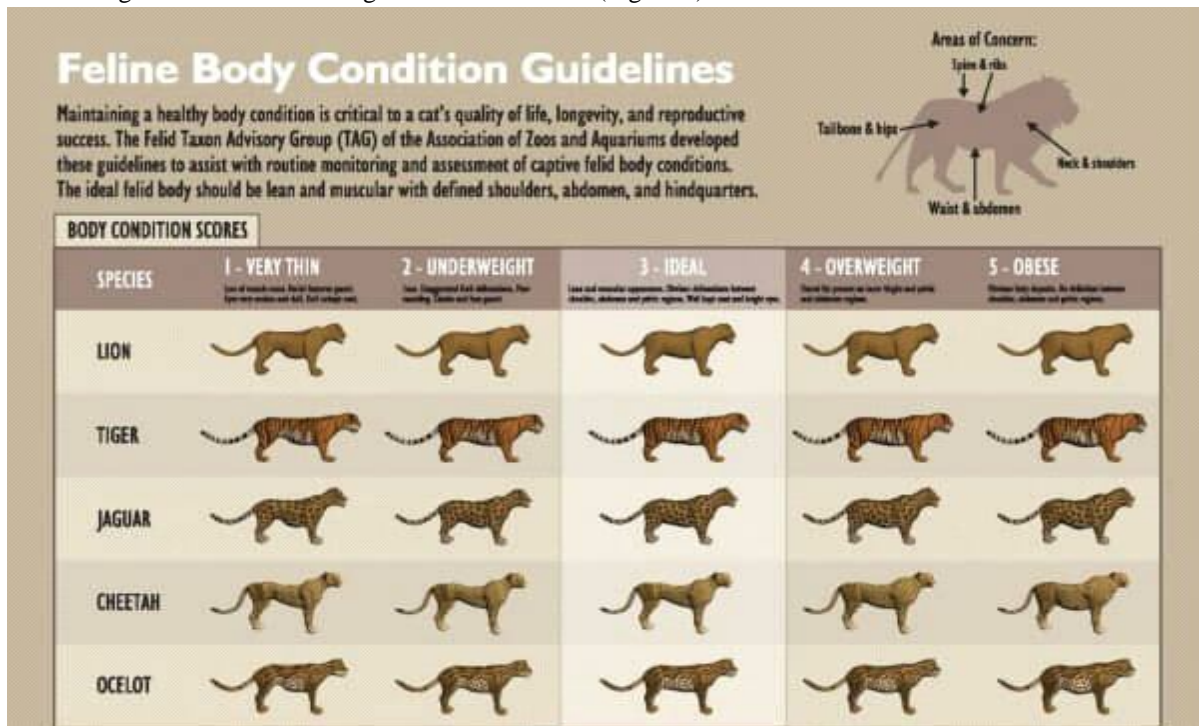


Figure 2 Illustration of actual changes in animal is shown which shows how the body of animal goes underweight after going in captivity.

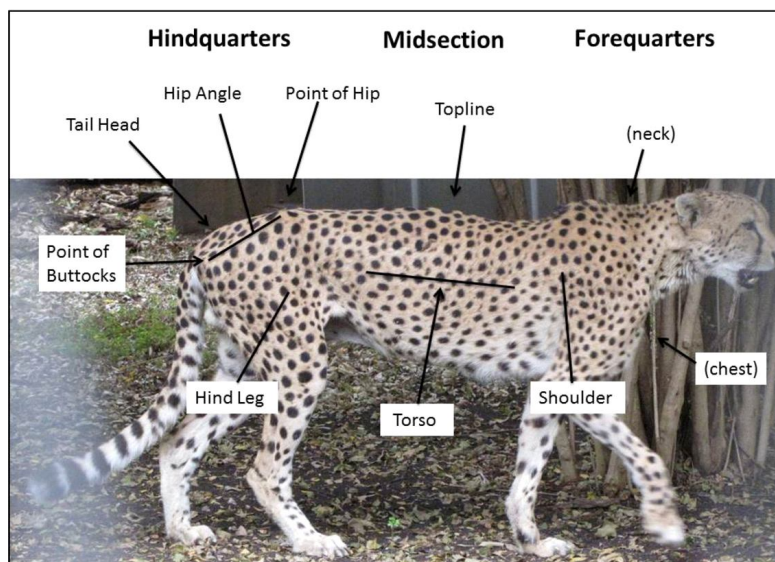


Figure 3 The graph shows that first animal gone in starving after captivity, but after some days the weight of animal started increasing which made it obese and condition of body became worst.

V. RESULTS

Captivity can motive weight loss, chronic modifications in baseline. These results can be remaining for months or years in a few species, indicating that a few species can also additionally by no means absolutely alter to captivity conditions. The welfare implications of persistent captivity strain are obvious, and zoos and different establishments that keep animals in captivity long-time period typically have techniques in vicinity to limit captivity strain. A captive animal may be physiologically quite different than a wild animal.^[6] After being delivered into captivity from the wild, animals regularly enjoy a duration of weight reduction. The graph shows that first animal gone in starving after captivity, but after some days the weight of animal started increasing which made it obese and condition of body became worst. Therefore, the confounding effects of captivity must be considered in physiological studies using captive wild animals, even when stress is not the focus of survey. Animals that are held in captivity for survey might respond quite differently to a range of experimental treatments than a wild, free-living individual would.




Figure 1 A Water drank by pipe by Leopard in Nahargarh B Water Drank by Leopard freely by Pond.




Figure 2 Facial expression of Jhalana Dungari Leopard




Figure 3 Facial expression of Nahargah Captive Leopard

Above pictures shows how different Captive and free living Leopard shows his mood.

VI. DISCUSSION

Captivity can cause a wide array of physiological changes in wild animals that are consistent with chronic stress and are likely to be detrimental to health. However, can anything be done to prevent these changes? Is there a way to protect animals from the negative consequences of captivity stress? While this is not an exhaustive review of the solutions that have been tried, we offer some ideas that have been attempted to relieve symptoms of chronic stress due to captivity conditions. Captivity can cause a wide array of physiological changes in wild animals that are consistent with chronic stress and are likely to be detrimental to health. However, can anything be done to prevent these changes? Is there a way to protect animals from the negative consequences of captivity stress? While this is not an exhaustive review of the solutions that have been tried, we offer some ideas that have been attempted to relieve symptoms of chronic stress due to captivity conditions. The physiological changes caused by captivity can persist even after animals have been released back into the wild. Therefore, the confounding results of captivity ought to be taken into consideration in physiological research in the usage of captive wild animals, even if strain isn't the focal point of studies. Animals which are held in captivity for studies may reply pretty otherwise to a number of experimental remedies than a wild, free-residing man or woman would.

VII. CONCLUSIONS

Captivity can cause weight loss, persistent changes in baseline changes in the immune system and reproductive suppression. These effects can last for months or years in some species, indicating that some species may never truly adjust to captivity conditions. The welfare implications of chronic captivity stress are obvious, and zoos and other institutions that hold animals in captivity long-term generally have strategies in place to minimize captivity stress. Breeding facilities (for conservation, research and agriculture/fisheries) are particularly invested in reducing chronic captivity stress, given its profound impact on the reproductive system. By the above research, we will finish that the Captive leopard of Nahargarh suffered Zoochosis. Zoochosis is a shape of psychosis that develops in animals held captive in zoos. Most frequently, it manifests in what are known as stereotypic behaviors, or stereotypes, that are frequently monotonous, obsessive, repetitive movements that serve no purpose. Stated plainly, zoochosis is intellectual agony made seen with the aid of using odd behavior, and it's a not unusual place indicator of negative welfare. Animals developed with inside the wild, wherein they may roam freely, have interaction socially, hassle solve, and in well-known stay a wealthy sensory life. Captivity, whether in zoos, circuses, aquariums, or elsewhere, denies all of them of this and more. As a result, animals suffer. Crucially, stereotypical behaviors do now no longer arise with inside the wild, however are completely visible in animals held in captivity.

REFERENCES

- [1] Dasgupta, Shreya. "Many Animals Can Become Mentally Ill." BBC, 9 Sept. 2015, www.bbc.com/earth/story/20150909-many-animals-can-become-mentally-ill. Accessed 21 July 2020.
- [2] Lamont, Di. "Beyond the Zoo: How Captivity Affects the Mental Well-Being of All Animals." OneGreenPlanet, www.onegreenplanet.org/animalsandnature/how-captivity-affects-the-mental-well-being-of-all-animals. Accessed 21 July 2020.
- [3] "Mental Health of the Animals." Leviathan Project, www.leviathanproject.us/zoos-2. Accessed 21 July 2020.
- [4] Owen, James. "Most Captive-Born Predators Die If Released." National Geographic, 23 Jan. 2008, www.nationalgeographic.com/animals/2008/01/predators-captivity-habitat-animals/#close. Accessed 21 July 2020.
- [5] "Zoos: Pitiful Prisons." PETA, 17 Nov. 2016, www.peta.org/issues/animals-in-entertainment/animals-used-entertainment-factsheets/zoos-pitiful-prisons. Accessed 21 July 2020.
- [6] Adams NJ, Farnworth MJ, Rickett, rone responses to capture and confinement of wild blackbirds (*Turdus merula*). *Appl Anim Behav Sci* .2011; 134: 246–255.
- [7] Aldridge RD, Arackal AA. Reproductive biology and stress of captivity in male brown treesnakes (*Boiga irregularis*) on Guam. *Aust J Zool* 2005;53: 249–256. q
- [8] Baker ML, Gemmell E, Gemmell RT. Physiological changes in brushtail possums, *Trichosurus vulpecula*, transferred from the wild to captivity. *J Exp Zool* 1998; 280: 203–212.
- [9] Barry M, Cockrem JF, Brunton DH (2010) Seasonal variation in plasma corticosterone concentrations in wild and captive adult Duvaucel's geckos (*Hoplodactylus duvaucelii*) in New Zealand. *Aust J Zool* 58: 234–242. [Google Scholar]
- [10] Batson WG, Gordon IJ, Fletcher DB, Portas TJ, Manning AD (2017) The effect of pre-release captivity on the stress physiology of a reintroduced population of wild eastern betongs. *J Zool* 303: 311–319. [Google Scholar]
- [11] Begg D, Kemp R, Griffin F (2004) Normal levels of immunocompetence in possums (*Trichosurus vulpecula*) exposed to different laboratory housing conditions post capture. *Immunol Cell Biol* 82: 253–256. [PubMed] [Google Scholar]
- [12] Ben-David M, Blundell GM, Blake JE (2002) Post-release survival of river otters: effects of exposure to crude oil and captivity. *J Wildlife Manage* 66: 1208–1223. [Google Scholar]
- [13] Berner NJ, Heil LA, Romero LM (2013) Seasonal variation in corticosterone in free-living and captive eastern red-spotted newts *Notophthalmus viridescens*. *J Herpetol* 47: 466–470. [Google Scholar]

- [14] Bisson IA, Butler LK, Hayden TJ, Romero LM, Wikelski MC (2009) No energetic cost of anthropogenic disturbance in a songbird. *Proc R Soc B Biol Sci* 276: 961–969. [PMC free article] [PubMed] [Google Scholar]
- [15] Bolasina SN. (2011) Stress response of juvenile flounder (*Paralichthys orbignyanus*, Valenciennes 1839), to acute and chronic stressors. *Aquaculture* 313: 140–143. [Google Scholar]
- [16] Bonacic C, Macdonald DW (2003) The physiological impact of wool-harvesting procedures in vicunas (*Vicugna vicugna*). *Anim Welf* 12: 387–402. [Google Scholar]
- [17] Bosson CO, Palme R, Boonstra R (2009) Assessment of the stress response in Columbian ground squirrels: laboratory and field validation of an enzyme immunoassay for fecal cortisol metabolites. *Physiol Biochem Zool* 82: 291–301. [PubMed] [Google Scholar]
- [18] Bourke RE, Brock J, Nakamura RM (1987) A study of delayed capture mortality syndrome in skipjack tuna, *Katsuwonus pelamis* (1). *J Fish Dis* 10: 275–287. [Google Scholar]
- [19] Breuner CW, Jennings DH, Moore MC, Orchinik M (2000) Pharmacological adrenalectomy with mitotane. *Gen Comp Endocrinol* 120: 27–34. [PubMed] [Google Scholar]
- [20] Buehler DM, Piersma T, Tieleman BI (2008) Captive and free-living red knots *Calidris canutus* exhibit differences in non-induced immunity that suggest different immune strategies in different environments. *J Avian Biol* 39: 560–566. [Google Scholar]
- [21] Cabezas S, Blas J, Marchant TA, Moreno S (2007) Physiological stress levels predict survival probabilities in wild rabbits. *Horm Behav* 51: 313–320. [PubMed] [Google Scholar]
- [22] Calisi RM, Bentley GE (2009) Lab and field experiments: are they the same animal? *Horm Behav* 56: 1–10. [PubMed] [Google Scholar]
- [23] de Assis VR, Titon SCM, Barsotti AMG, Titon B, Gomes FR (2015) Effects of acute restraint stress, prolonged captivity stress and transdermal corticosterone application on Immunocompetence and plasma levels of corticosterone on the cururu toad (*Rhinella icterica*). *Plos One* 10. [PMC free article] [PubMed] [Google Scholar]
- [24] Dhabhar FS. (2002) Stress-induced augmentation of immune function—the role of stress hormones, leukocyte trafficking, and cytokines. *Brain Behav Immun* 16: 785–798. [PubMed] [Google Scholar]
- [25] Dhabhar FS, McEwen BS (1997) Acute stress enhances while chronic stress suppresses cell-mediated immunity in vivo: a potential role for leukocyte trafficking. *Brain Behav Immun* 11: 286–306. [PubMed] [Google Scholar]
- [26] Dickens MJ, Bentley GE (2014) Stress, captivity, and reproduction in a wild bird species. *Horm Behav* 66: 685–693. [PubMed] [Google Scholar]
- [27] Dickens MJ, Delehanty DJ, Romero LM (2009a) Stress and translocation: alterations in the stress physiology of translocated birds. *Proc R Soc Biol Sci Ser B* 276: 2051–2056. [PMC free article] [PubMed] [Google Scholar]
- [28] Dickens MJ, Earle K, Romero LM (2009b) Initial transference of wild birds to captivity alters stress physiology. *Gen Comp Endocrinol* 160: 76–83. [PubMed] [Google Scholar]
- [29] Ewenson EL, Zann RA, Flannery GR (2001) Body condition and immune response in wild zebra finches: effects of capture, confinement and captive-rearing. *Naturwissenschaften* 88: 391–394. [PubMed] [Google Scholar]
- [30] Fajardo I, Babiloni G, Miranda Y (2000) Rehabilitated and wild barn owls (*Tyto alba*): dispersal, life expectancy and mortality in Spain. *Biol Conserv* 94: 287–295. [Google Scholar]
- [31] Greenwood VJ, Smith EL, Goldsmith AR, Cuthill IC, Crisp LH, Walter-Swan MB, Bennett ATD (2004) Does the flicker frequency of fluorescent lighting affect the welfare of captive European starlings? *Appl Anim Behav Sci* 86: 145–159. [Google Scholar]
- [32] Gross WB, Siegel HS (1983) Evaluation of the heterophil/lymphocyte ratio as a measure of stress in chickens. *Avian Dis* 27: 972–979. [PubMed] [Google Scholar]
- [33] Kock RA, Mihok SRO, Wambua J, Mwanzia J, Saigawa K (1999) Effects of translocation on hematologic parameters of free-ranging black rhinoceros (*Diceros bicornis michaeli*) in Kenya. *J Zoo Wildl Med* 30: 389–396. [PubMed] [Google Scholar]
- [34] Krams I, Vrublevska J, Cirule D, Kivleniece I, Krama T, Rantala MJ, Kaasik A, Horak P, Sepp T (2013) Stress, behaviour and immunity in wild-caught wintering great tits (*Parus major*). *Ethology* 119: 397–406. [Google Scholar]

CONTRIBUTION OF AUTHORS

Dr. Suchitra Sharma

Dr. Bhagwendra Prakash

Research concept Dr. Suchitra Sharma

Research design Dr. Bhagwendra Prakash

Supervision-Dr. Suchitra Sharma

Materials- Komal Sharma, Anjali Kumari

Data collection-Komal Sharma

Data analysis and interpretation- Anjali Kumari

Literature search- Dr. Suchitra Sharma

Writing article-Dr. Suchitra Sharma

Critical review-Reena Mathur(Editor of Animal Behaviour)

Article editing-Dr. Bhagwendra Prakash

Final approval-Dr. Suchitra Sharma



10.22214/IJRASET



45.98



IMPACT FACTOR:
7.129



IMPACT FACTOR:
7.429



INTERNATIONAL JOURNAL FOR RESEARCH

IN APPLIED SCIENCE & ENGINEERING TECHNOLOGY

Call : 08813907089  (24*7 Support on Whatsapp)