



IJRASET

International Journal For Research in
Applied Science and Engineering Technology



INTERNATIONAL JOURNAL FOR RESEARCH

IN APPLIED SCIENCE & ENGINEERING TECHNOLOGY

Volume: 12 **Issue:** VII **Month of publication:** July 2024

DOI: <https://doi.org/10.22214/ijraset.2024.63566>

www.ijraset.com

Call:  08813907089

E-mail ID: ijraset@gmail.com

Home Air Quality Monitoring System

K. Siva Kumari¹, T. Nikhil², K. Bhanu Prakash³, S. Ajay Kumar⁴

¹Assistant Professor, Department of ECE, CMR College of Engineering & Technology, Hyderabad, Telangana

^{2, 3, 4}UG Student, Department of ECE, CMR College of Engineering & Technology, Hyderabad, Telangana

Abstract: *The quality of indoor air is a critical determinant of health and well-being, particularly Given the considerable amount of time individuals invest indoors.*

Recognizing the pivotal role of air quality, this paper introduces a novel Home Air Quality Monitoring System (HAQMS) designed to provide real-time, accurate assessments of air quality within residential environments. The HAQMS integrates advanced sensors and IoT (Internet of Things) technologies to detect and quantify a wide range of air pollutants, including particulate matter (PM2.5 and PM10), volatile organic compounds (VOCs), carbon dioxide (CO2), carbon monoxide (CO), and ozone (O3). The system architecture is delineated into three primary components: the sensor array for pollutant detection, a data processing unit employing advanced algorithms for real-time data analysis, and a user interface for displaying air quality metrics and providing health recommendations. Utilizing machine learning techniques, the system not only reports current air quality but also predicts future air quality levels based on historical data and trend analysis. This predictive feature is pivotal for proactive measures in maintaining indoor air quality.

Keywords: *Carbon Dioxide, Ozone, health tracking, Realtime monitoring, Home Air Quality Monitoring.*

I. INTRODUCTION

In the contemporary era, the quality of the air within our homes has emerged as a critical concern, paralleling the growing awareness of environmental The effects of harmful substances on human health. The introduction of Home Air Quality Monitoring Systems (HAQMS) represents a significant leap towards addressing these concerns, offering a sophisticated blend of technology and health surveillance within the sanctuary of our homes. As individuals spend a substantial portion of their lives indoors, the imperative to monitor and improve the air quality in these spaces has never been more pressing. A home air quality monitoring system is an integral component of maintaining a healthy and comfortable living environment. It refers to the use of devices and technologies to continuously assess and report on the levels of various pollutants and conditions within indoor spaces. This system helps in identifying pollutants that can affect health, comfort, and well-being, allowing occupants to take corrective actions to improve the air quality.

A. Sensors and Monitors

These are the heart of the system, designed to detect specific pollutants or environmental conditions, such as particulate matter (PM2.5 and PM10), volatile organic compounds (VOCs), carbon dioxide (CO2), humidity, and temperature.

B. Control Unit

It processes data from the sensors, often enabling real-time monitoring through a display or an app. Advanced systems can integrate with home automation systems for automated responses, like activating air purifiers or ventilation systems. Notification System: Alerts or notifications can be configured to inform the occupants about air quality issues, often through mobile apps or other communication channels, enabling immediate action.

Furthermore, the integration of HAQMS with smart home technologies and mobile applications empowers users with unprecedented control over their indoor environments. Through user-friendly interfaces, individuals can receive real-time updates, historical data analyses, and personalized recommendations for improving air quality. This proactive approach to air quality management can significantly enhance the health and well-being of home occupants, reducing Dealing with hazardous pollutants while striving for a healthier way of life living environment. A home air quality monitoring system is a crucial investment for those looking to safeguard their health and improve their living environment. By providing real-time data on indoor air quality, these systems allow residents to take immediate and effective actions to mitigate pollutants, ensuring a healthier home environment. As technology advances, promising even greater control and optimization of indoor air quality in the future.

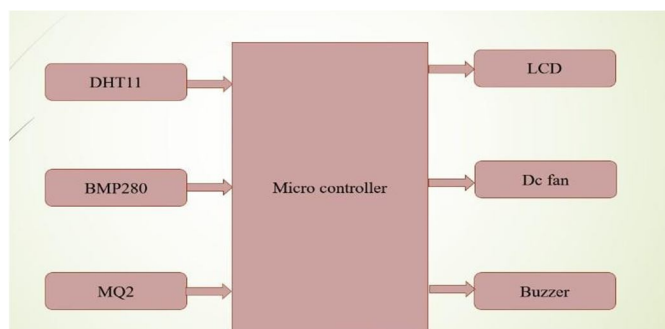
II. EXISTING METHODOLOGY

- 1) *Air Quality Monitors*: These are standalone devices that measure various air quality parameters such as PM2.5, PM10, CO2, CO, VOCs, temperature, and humidity. They often display real-time data and calculate the Air Quality Index (AQI). Examples include devices from companies like Aair, Foobot, and AirVisual.
- 2) *Smart Thermostats*: Some smart thermostats, like the Ecobee or Nest, have built-in air quality sensors that monitor CO2 levels and humidity in addition to controlling your HVAC system.
- 3) *Air Purifiers with Built-in Sensors*: Many air purifiers now come with sensors to monitor air quality. They can adjust their operation based on the detected air quality.

III. PROPOSED SYSTEM

The proposed home air quality monitoring system represents a forward-thinking approach to indoor air quality management, combining advanced technologies and user engagement to create healthier indoor environments. By leveraging data analytics, IoT integration, and personalized recommendations, this system aims to be not only reactive but also proactive, addressing air quality issues before they impact health and comfort.

This methodology of home air quality monitoring systems centers around advanced sensor technology, real-time data collection and analysis, user-friendly interfaces, and integration with home automation for proactive management of indoor air quality. By leveraging these technologies, these systems provide valuable insights into the air we breathe indoors, empowering individuals to create healthier living environments.



A. Identification Of Hardware Aspects

The hardware elements that have been recognized for our proposed model are : 1. Micro Controller 2. MQ2 3.DHT11,4.LCD 5.BMP280 6. Buzzer

B. Identification Of Software Aspects

The software aspects that have been identified with respect to our proposed model are as follows: 1.Arduino ide

C. Content Related To Hardware

1) ESP32

ESP32, a low-cost, low-power microcontroller, essentially integrated Wi-Fi and Bluetooth. It is the successor to ESP8266 which is also a lower cost Wi-Fi microchip albeit with limited vastly limited functionality.



Fig 1: ESP chip

Power management module. The entire solution takes this board, leveraging TSMC 40nm low power technology, optimizes power and RF characteristics for safe, reliable operation while occupying minimal printed circuit board area., and scale-able to a variety of applications.



Fig:2 ESP32

a) Power Requirement

As the operating the board includes a Low Dropout (LDO) voltage regulator to ensure stable operation within the voltage range of 3V to 3.6V required by the ESP8266. keep the voltage steady at 3.3V. it can consistently deliver up to 600mA, which should be ample considering that the ESP8266 draws as much as 80mA during RF transmissions.

The output of the regulator is extended to one side of the board and marked as 3V3. This Pins are used to supply power for external components

Power Requirement

- Operating Voltage: 2.5V to 3.6V
- On-board 3.3V 600mA regulator
- 80mA Operating Current
- 20 μ A during Sleep Mode

ESP32 Specifications List

- ESP WROOM32, Dual-Core 32-bit LX6 microprocessor
- ROM: 448 KB, SRAM: 520 KB, Support up to: 16MB flash
- Built-in CP2102 USB-to-UART(serial) Bridge
- Wi-Fi: 802.11b/g/n/e/i
- Bluetooth: v4.2 BR/EDR and BLE
- 2 \times 8-bit DACs
- [D26][D25]
- 9 \times touch sensors Note: Touch sensor 1 is [D0]. However, it's not available as a pin in this particular ESP32 development board (version with 30 GPIOs). GPIO 0 is available on the version with 36 pins.
- [D13][D12][D14][D24][D33][32]
- [D15][D2][D4]
- Internal Temperature Sensor




Fig:3 ESP32 Specifications List

b) *ESP32 Board Guide*




Fig: 4 ESP32 Board Guide

The ESP32 supports three types of I/O modes with each GPIO Pin: Digital, Analog and Internal Sensors

2) *Buzzer*

A buzzer or beeper is a sound-producing device that signals information audibly. It can be mechanical, electromechanical, or piezoelectric. Common applications include alarms, timers, and providing feedback for user actions, like a mouse click or keystroke.



Fig:6 Buzzer

3) DHT11

The DHT11 digital temperature and humidity sensor is indeed a composite sensor that integrates calibrated digital signal output for both temperature and humidity measurements. It utilizes dedicated digital modules and advanced temperature and humidity sensing technologies to ensure high reliability and long-term stability. The DHT11 sensor's inclusion of a resistive humidity element, an NTC thermistor, and a high-performance microcontroller enables accurate and reliable measurement of temperature and humidity, making it a versatile choice for environmental monitoring applications.




Fig:5: DHT11

4) MQ-2

The MQ-2 sensor is a gas sensor module widely used for detecting various combustible gases and smoke in the air. It's commonly utilized in gas leakage detection systems, fire detection systems, and air quality monitoring devices. The MQ-2 sensor remains a popular choice for gas detection applications due to its affordability, sensitivity, and ease of use. Proper calibration and integration into the system can help mitigate its limitations and ensure accurate gas detection.



Fig:6:MQ-2

5) 16X2 LCD Panel

A 16x2 LCD panel, also known as a 16x2 character LCD (Liquid Crystal Display) module, is a commonly used display component in electronics projects. It consists of a display area divided into 16 columns and 2 rows, allowing it to display up to 16 characters per row. 16x2 LCD panels remain popular due to their simplicity, affordability, and ease of use in a wide range of electronics projects. They provide a straightforward way to add text-based display functionality to microcontroller-based systems.



Fig:7:16x2 Lcd Panel

6) *BMP280*

The BMP280 sensor, crafted by Bosch Sensortec, is a digital barometric pressure sensor renowned for its accuracy and dependability. It's engineered to gauge atmospheric pressure, temperature, and altitude with exceptional precision. The sensor excels in various applications needing accurate barometric pressure and temperature readings, thanks to its small footprint, energy efficiency, and digital output make it a popular choice for various electronic projects and commercial products.



Fig: 8: BMP280

IV. IMPLEMENTATION & RESULTS

The detailed implementation plan for Implementing a home air quality monitoring system involves several steps, including selecting appropriate sensors, designing the hardware and software components, integrating the system, and testing it to ensure accurate and reliable operation.

- 1) *Sensor Selection:* Choose suitable sensors for measuring key air quality parameters such as particulate matter (PM2.5 and PM10), volatile organic compounds (VOCs), carbon dioxide (CO₂), carbon monoxide (CO), humidity, and temperature. Select sensors with high accuracy, reliability, and appropriate measurement ranges.
- 2) *Hardware Design:* Design the hardware components of the monitoring system, including sensor interfaces, microcontroller or single-board computer (SBC) platforms, power supply, communication modules (e.g., Wi-Fi, Bluetooth), and display (e.g., LCD, LED).
- 3) *Software Development:* Develop the software for data acquisition, processing, and visualization. This involves writing firmware for the microcontroller or SBC to interface with sensors, read sensor data, process it, and transmit it to a user interface. Develop a user-friendly interface for displaying real-time air quality data, historical trends, and alerts.
- 4) *Integration:* Assemble the hardware components, connect the sensors to the microcontroller or SBC, and ensure proper wiring and connections. Integrate the software modules into the system and test for compatibility and functionality.
- 5) *Calibration:* Calibrate the sensors to ensure accurate measurement of air quality parameters. Perform calibration checks periodically to maintain accuracy over time.
- 6) *Testing and Validation:* Conduct comprehensive testing of the monitoring system under various environmental conditions to validate its performance and reliability. Verify sensor accuracy, data transmission, user interface functionality, and alarm/alert mechanisms.
- 7) *Real-time Monitoring:* The implemented system should be capable of continuously monitoring key air quality parameters in real-time, providing up-to-date information on indoor air quality.
- 8) *Data Visualization:* Users should be able to visualize air quality data through a user-friendly interface, such as a web dashboard or mobile app. The interface should display current readings, historical trends, and other relevant information in an easily understandable format.
- 9) *Alerts and Notifications:* The system should be equipped with alerting mechanisms to notify users of abnormal air quality conditions, such as high levels of pollutants or poor ventilation. Alerts can be delivered via email, SMS, push notifications, or audible alarms.
- 10) *Data Logging and Analysis:* The system should log air quality data over time, allowing users to analyze trends, identify patterns, and make informed decisions to improve indoor air quality. Data logging enables long-term monitoring and evaluation of air quality improvement measures.
- 11) *User Interaction:* Users should have the ability to interact with the monitoring system, such as adjusting sensor settings, setting thresholds for alerts, and accessing historical data. Providing user control enhances the system's usability and customization.




Fig:9: Implementation of prototype

V. CONCLUSION

In conclusion, the implementation of a home air quality monitoring system is a crucial step towards ensuring a healthy and comfortable indoor environment for occupants. By integrating sensors to measure key air quality parameters such as particulate matter, volatile organic compounds, carbon dioxide, humidity, and temperature, homeowners can gain valuable insights into the quality of the air they breathe on a daily basis.

Through the development of hardware and software components, including sensor selection, hardware design, software development, and integration, a comprehensive monitoring system can be created. This system provides real-time data visualization, historical trend analysis, and alerts for abnormal air quality conditions.

The deployment of such a system empowers homeowners to take proactive measures to improve indoor air quality, such as adjusting ventilation, controlling humidity levels, and eliminating sources of indoor pollution. Regular maintenance and calibration ensure the continued accuracy and reliability of the monitoring system over time.

REFERENCES

- [1] Ren, J., Ma, Y., Yu, X., & Tan, Y. (2020). An intelligent indoor air quality monitoring system based on Zigbee and Android platform. *Cluster Computing*, 23(3), 2281-2288.
- [2] Fu, H., Du, Z., Cai, X., & Chen, L. (2019). An IoT-Based Smart Home System for Indoor Air Quality Monitoring and Controlling. *Sensors*, 19(11), 2531.
- [3] Liu, C., & Sun, Y. (2019). An Improved Indoor Air Quality Monitoring System Based on Wi-Fi Technology. In *2019 8th International Conference on Renewable Energy and Environment Engineering (REEE)* (pp. 70-73). IEEE.
- [4] Li, S., Xu, X., & Wang, H. (2018). Design and Implementation of an Indoor Air Quality Monitoring System Based on IoT. In *2018 IEEE International Conference on Smart Internet of Things (SmartIoT)* (pp. 1-5). IEEE.
- [5] Su, K., Liu, C., & Lu, S. (2019). An Indoor Air Quality Monitoring and Controlling System Based on Internet of Things. In *2019 IEEE International Conference on Power, Intelligent Computing and Systems (ICPICS)* (pp. 425-428). IEEE.
- [6] Wei, Q., Wang, L., & Li, H. (2020). Design and Implementation of a Low-Cost Wireless Sensor Network-Based Indoor Air Quality Monitoring System. *IEEE Access*, 8, 175897-175905.



- [7] Ni, J., Gai, Y., Hu, X., Li, X., & Zhang, G. (2018). Research on Design of Air Quality Monitoring System Based on WSN and IoT. In 2018 IEEE International Conference on Electronic Technology, Communication and Information (ICETCI) (pp. 1-5). IEEE.
- [8] Yang, J., & Zhang, J. (2019). Design and Implementation of Intelligent Home Air Quality Monitoring and Controlling System Based on Wireless Sensor Network. In 2019 IEEE 2nd Advanced Information Technology, Electronic and Automation Control Conference (IAEAC) (pp. 874-878). IEEE.
- [9] Liu, Z., Yu, L., & Liu, L. (2020). Development and Realization of Home Air Quality Monitoring System Based on the Internet of Things. In 2020 IEEE 2nd Information Technology, Networking, Electronic and Automation Control Conference (ITNEC) (pp. 279- 282). IEEE.
- [10] Hu, J., Ren, L., & Cheng, M. (2019). Design of Indoor Air Quality Monitoring System Based on the Internet of Things. In 2019 IEEE 9th Annual International Conference on CYBER Technology in Automation, Control, and Intelligent Systems (CYBER) (pp. 842- 846). IEEE.
- [11] Chen, X., Zhou, Y., & Yao, J. (2020). Research on the Construction of Indoor Air Quality Monitoring System Based on NB-IoT. In 2020 IEEE 4th Information Technology, Networking, Electronic and Automation Control Conference (ITNEC) (pp. 455-459). IEEE.



10.22214/IJRASET



45.98



IMPACT FACTOR:
7.129



IMPACT FACTOR:
7.429



INTERNATIONAL JOURNAL FOR RESEARCH

IN APPLIED SCIENCE & ENGINEERING TECHNOLOGY

Call : 08813907089  (24*7 Support on Whatsapp)