



IJRASET

International Journal For Research in
Applied Science and Engineering Technology



INTERNATIONAL JOURNAL FOR RESEARCH

IN APPLIED SCIENCE & ENGINEERING TECHNOLOGY

Volume: 11 Issue: V Month of publication: May 2023

DOI: <https://doi.org/10.22214/ijraset.2023.52187>

www.ijraset.com

Call:  08813907089

E-mail ID: ijraset@gmail.com

Internet of Medical Things (IoMT) for Cardiovascular Disease

N. Kumaran¹, K. Lakshman Prasad², K. Rohith³

^{1, 2, 3}Sri Chandra Sekharendra Saraswathi Viswa Mahavidyalaya (SCSVMV) University Enathur, Kanchipuram-631561, Tamil Nadu, India

Abstract: *The Internet of Medical Things (IOMT) provides solutions to healthcare problems through online computers. IOMT devices are linked with cloud platforms such as Amazon web services that store and analyze data. It helps to reduce the symptoms temporarily at the starting stage of the disease. This is also known as IoT (internet of things) health-care. It also includes remote patient monitoring and tracking the patient details and patient medication orders, the location of the hospital where the patient is admitted, the patient's wearable m-health (mobile health) devices, all this information sent to caregivers. It helps to track vital and heart performance, monitor glucose, other body systems, activity, sleeping levels. healthcare aims to create an IoT is playing a central role in healthcare industry to improve the living conditions of individuals through suitable technological solutions. Clearly such advanced systems work by processing complex data continuously produced across a variety of different scenarios, such as physical and environmental signals. Never the less, data coming from all of these sensors can easily saturate the capacity of communication networks, which makes it necessary to design proper transmission process capable of preserving the reliability of the network at cost of the lower possible leak of information.*

Cardiovascular Disease is a disorder of the heart and blood vessels. which includes hypertension, coronary artery disease, congenital artery disease, heart attack and heart failure, peripheral vascular disease, vascular heart disease. CVD affects a large percentage of the population. Cardiovascular Disease is an overall term of condition that will influence the heart or veins and expansion in blood clumps. For the most part, the conditions that influence the heart like Heart assault or an unexpected blockage to the heart blood or oxygen supply the manifestations that are to find CVD resemble wickedness, weakness, or cold sweats commonly the danger of CVD increments as the age that beginnings about the age of 45 where 1 out of each 100 men foster indications of coronary illness going on like this the 55 above matured individuals the danger will be multiplied around 2.1 every 100 men. The danger of CVD may be expanded by smoking, Consumption of liquor or BP by decreasing the liquor, Tobacco, or eating new products of the soil we can forestall this CVD by doing medicine to diminish the low thickness of cholesterol and it further develops bloodstream by utilizing treatment like heart restoration can be effectively treated cardiovascular illness. Iomt gadgets are wearable they assist with realizing how the heart performing. Elderly individuals neglect to take their prescription it assists them with requiring some investment they took the drug. We collected this information by reading some journals and from different websites. CVD is a type of heart or any blood vessel disease. It is mainly caused because of high BP. we can prevent this disease by avoiding smoking and alcohol. It gives information about how to prevent the disease at the starting stage. CVD are among the most common serious illness affecting human health's may be prevented or mitigated by early diagnosis and this may reduce mortality rates.

Keywords: Amazon web services, coronary artery disease, M-health

I. INTRODUCTION

The internet of things is an arrangement of interrelated computing devices which are supplied unique identity and the ability to transfer information over a community without exporting human-to-human-to-laptop devices interaction. IOT facilitates to transfer of health care statistics and scientific IT (information technology) server packages for faraway evaluation. It lets in the patients to screen their remedy suggestions of medical doctors in clever devices and applications whilst making it smooth for the specialists to realize the scientific history of patients earlier than the examination through the collection of non-stop information utilizing Iomt [1]. In brief, hospital treatment blended with IoMT works on non-public delight gives fundamental attention to agencies, and can make extra sensible structures. In IoMT, a strong system among the sensors, correspondence modules, and clients is needed to productively and accurately deliver well-being administrations. IoMT innovation is considered as supportive in reinforcing scientific services by using giving looking after oneself and early conclusion highlights using a far-off checking framework. IoMT refers to. IOT gadgets that contain the medical era to be used in health care.

Way to advancements in fitness care, humans are extra aware in their health than ever before. As a result, the requirement for far-off type remedies can be more important than ever. Then again, present fitness care systems depend on generation to progressive patient care through giving actual-time affected person records and encouraging doctors to do so [2]. IoMT is built by combining numerous technologies, including synthetic intelligence, sensors, and IoT connectivity. So, now allow us to take a better look at each one among them for higher expertise. One of the roles of IoMT is to observe numerous health issues in patients. In addition to making use of such records, they must be connected with humans and computers. Further, to get the IoMT facts from one point to another, IoMT companies use a large range of verbal exchange protocols. Each of those efforts is aimed at reaching a single aim: getting IoMT facts onto the internet. Due to the fact as soon as facts is out there on the net, it may be considered with the aid of the applicable individual utilizing the computer and proper healthcare offerings can be presented. The first point of contact for the IoMT device could be a mobile smartphone network, a domestic wi-fi connection, or probable a scientific IT network. As a result, the IoMT information is stored in a database, which can then be accessed through the internet on cellular telephones or non-public computer systems. Because each IoMT tool has a completely unique IP deal, the opportunities for records blending are extraordinarily low.

Artificial intelligence is shown to be extremely vital within the IoMT. As the wide variety among those gadgets grows through the day, the capacity to process information has ended up even extra crucial in comparing their effectiveness. AI software can navigate via the big amounts of records that are received from IoMT devices, it organizes them intelligently and best the essential ones are exceeded directly to the clinical practitioners. Even as the marketplace for IoMT grows within the next years, medical doctors can be capable of depending closely on AI to gain the best records and live knowledge. Despite having superb infrastructure and the modern-day era, health centers are not available or reasonably priced to anybody. SHC (smart health care) informs patients on their medical troubles and affords statistics approximately their clinical status. Clever health care is a healthcare shipping device that leverages wearable devices, the internet of factors, and the cell net to dynamically get admission to data, connect human beings, materials, and establishments in the healthcare ecosystem, then actively manage and responds to those needs.

CVD (cardiovascular ailment) is a coronary heart disease that includes diseased vessels, structural troubles, and blood clots. CVD is the very best thing that decreases the average death age among 1990 and 2015 ischemic coronary disease is the death average fee in Africa and everywhere in the international is an enormous cause for surprising passing. Along those strains, the productive expectation of such unfavorable infection will assist greatly lessen the dying rate internationally. The expectancy of the following character to expand CVD is a first-rate exam issue amongst researchers everywhere in the international. There are numerous calculations for CVD prediction based on elements along with age, remedy, and smoking addiction but none has yet appeared to present an accurate prediction of who's close to developing the CVD [3]. The upward thrust in persistent illnesses and medical issues may be traced back to the worldwide population increase. As a result, the speedy development in quantity, pace, and variety of facts on sicknesses and health problems necessitated greater wise evaluation. And robust fitness care systems to attain efficient facts storage and control capable of pleasing the needs of heterogeneous facts. Consequently, there is a need for computational intelligence procedures to clinical records to achieve more desirable overall performance, control, and accuracy in analysis, detection, and prediction. Many writers argued the significance of the technique of the IoT in dealing with real-time opinion and evaluation of health situations in a completely not unusual manner [4].

Bhatia and Sood supplied a clever framework for real-time fitness kingdom evaluation and prediction using IoT era gubbi and Palani swami declare that the usage of information and communication technology (ICT) within the fitness enterprise has multiplied. The world's provider shipping has vastly advanced. As a result, the use of records and verbal exchange generation (ICT) in the healthcare industry is sacred. The excessive quantity of records that became skilled inside the integration of healthcare systems is primarily based on this justification. In order to cope with the sort of growing a wide variety of records, massive facts analytics is used. The ever-increasing demands of deploying IoT in the healthcare enterprise have spawned a slew of frameworks to deal with actual-time prediction, analysis, and treatment. The sufferers' prognosis and tracking Santos et al. Proposed a new model. Built a prototype for far-flung tracking of a revolutionary IoT-based totally machine for cell health (mHealth). The sensing technology of radio frequency identification (RFID) has been incorporated into the IoT structure. To hold music of the consumer's fitness and call for help while it's needed Santos et al. Proposed the usage of RFID in a mobile health system. IoT-enabled linked devices' benefits Their studies focused on the IoT and RFID generation have to be used to enhance health care. Yang et al. Have created a prototype of a smart home health-care system Disabled human beings' management gadget.

As the value of sensor technology has reduced, IoMT manufacturers were capable of broadening price-effective related healthcare merchandise. Almost all of the IoMT products to be had are biosensors, and revenue is expected to exceed \$29 billion with the aid of 2024.

Those gadgets rely upon the sensor and biological material to come across the traits of tissue, blood, and other frame parts. Nonbiological medical sensors may be used to measure electrical hobby in the coronary heart, frame temperature, flow, and a few other bodily traits. T is capable of growing more blessings in the healthcare industry via connecting gadgets. IoMT is stated to benefit insurers, patients, and healthcare providers in some manner. One of the biggest benefits of IoT-enabled medical gadgets is that they permit medical doctors to access patient statistics in real-time. Medical doctors can without difficulty take time out in their busy schedules to check on their patients while not having to invite the nurse or pay a private visit to their health center room. Via utilizing IoMT, insurers can view affected person data extra speedy, permitting them to technique claims greater appropriately and fast. Once more, there are affected person portals to be had those permit patients to view their own information. Increasing performance via decreasing charges has grown to be one of the famous benefits of IoMT, and it does not prevent there. The wait time is one of the greatest troubles that patients enjoy whilst looking for hospital treatment. Using IoMT devices will be a useful resource in enhancing efficiency via decreasing the time it takes docs to diagnose and deal with patients. This means IoMT will excel at supplying a better-affected person experience.

IoMT devices are easy to implement and can be planned quickly. Patients also can use portable IoMT devices to screen their private fitness and heart fees. In line with Goldman Sachs, the usage of IoMT will result in a \$300 billion savings for the healthcare industry. As IoMT lets in for quick get right of entry to personal health facts, operational performance will enhance. In place of passing on patient facts to the medical doctor, nurses will be able to paintings on more effective tasks. Furthermore, higher bandwidth gets admission to approach those medical doctors may be capable to investigate the facts speedier, resulting in stepped forward treatment after a faster diagnosis. This is right because the sufferers could have faster get entry to to a clinical facility and might be capable of returning domestic sooner. Moreover, medical doctors are able to save you and diagnose illnesses earlier than they're drastic. With an increasing quantity of disease-precise scientific devices being developed beneath IoMT, its destiny potentialities seem promising. But, strict guidelines and a focus on records security are required to grow the tremendous use of generation within the globe.

IoMT can also use resources within the activation of personal emergency services and the management of chronic illnesses. Recall digital telephones that allow you to screen your blood sugar levels and pulse fee. Even if you are in a far-off region, you can use wearable gadgets to proportion activity tracker facts with a far-flung scientific carrier issuer and get hold of a medical-grade diagnosis. For this case, take into account patient X. Patient X, a center-elderly female with a diabetes circle of relative's history wakes up abruptly feeling sick. Her health practitioner had fortuitously given her a clever glucometer. Unlike a standard glucometer, this particular clinical tool can connect to the internet. It allows patient X to effortlessly song her glucose ranges, but it would not stop there. Because the device is an IoMT-enabled glucometer, the medical doctor can remotely take a look at her blood sugar levels in a high-quality element, ignoring in-person clinical visits even as making sure accurate diagnoses. Docs can be able to decide whilst patient X is experiencing a risky sugar level after reviewing the records, and due to the fact they are familiar with her medical data, a customized solution can be recommended.

A. *Types of IOMT devices*

1) *Scientific grade wearables*

Clinical grade wearables are devices related to the internet which are generally used on a doctor's prescribed medicine and had been accepted and authorized to be used by using the regulatory authority. These aren't lifestyle-primarily based devices; rather, they're intended for domestic or medical use to aid within the treatment of precise illnesses and health conditions. They must undergo extensive trials in an effort to acquire FDA certification. The IoMT encompasses medical-grade wearables, which doctors can use to reap actual-time statistics about their sufferers' fitness. This, inside the flow, will bring about better patient involvement. QardioCore, as an example, is a heart strap that uses integrated sensors to record ECG, temperature, breathing fee, and heartbeat. Lively defensive, a medical-grade wearable tool within the shape of a smart belt, is also another instance. This tool protects the hips of the aged or even detects falls.

2) *The Faraway Patient Tracking Tool*

Hospitals can now effortlessly behavior far off affected person monitoring when they leave the facility, that's feasible on the premise of both persistent and acute illnesses, way to sensors and gadgets designed for this cause. If hospitals can display and control discharged sufferers, they can provide better patient care, prevent readmissions, speed up recovery, and enhance affected person effects. The use of such gadgets will help docs in monitoring disease progression as well as recovery charges. They'll additionally be able to go to patients actually.

Such IoMT devices may be useful in making sure that sufferers follow their prescription plan efficaciously by way of putting in place reminders at ordinary intervals. Doctors can also make adjustments to the prescription plan based totally at the affected person's development with the condition.

3) *Clinical Monitors*

A number of smart gadgets might be used by the health practitioner as part of the IoMT-based scientific devices. Such gadgets can definitely switch and keep vital affected person records without delay into electronic health records (EHR). Such collected facts may be saved on the cloud and shared and checked via specialists as wished. Virtual stethoscopes are one such instance of an IoMT medical device. It sends the heartbeats to a cell app, wherein they can be stored or relayed as needed. Health center in a Bag from Rijuven is any other instance in this region. This cloud-based examination platform can be used to evaluate patients using the factor-of-care era.

4) *Point Of Care Devices*

Factor-of-care gadgets are mounted in hospitals to carry sufferers in the direction of the healthcare machine. Such factor-of-care gadgets facilitate less complicated get admission to tracking and diagnostic solutions, which may result in decreased remedy expenses and higher results. Patients residing in faraway areas can benefit from stepped forward access to diagnosis and remedy through the proper use of kiosks and factor-of-care devices in far-flung places. You may use point-of-care trying-out gadgets to perform initial screening tactics. As an end result, they want to individually go to the labs to have exams completed is entirely removed. Infectious sickness lab exams, lipid and sugars ranges, pregnancy checking out, enzymatic activity, and electrolyte evaluation are all done with those devices.

II. RELATED WORKS

Internet of medical things is turning into a trend for presenting great and diverse health care applications. It permits advanced technology of fitness care to live healthfully. It has a totally large scale to get the right of entry to a big extent of medical that may manage and make use of health-associated problems that are not restrained to CVD [6]. The fact that IoT for the fitness care machine is almost positive to show up. The IoMT is connected to medical devices which can deliver services to collect and examine statistics sent to health care structures. They include sensors that degree temperature, humidity, and algorithms that could locate some coronary heart conditions coming generations are looking ahead to include parameters that can perceive an extensive variety of situations in which the coronary heart beats with an irregular or bizarre rhythm by using smarter and greater complex factors. This kind of generation and connections of scientific gadgets for health care or any kind of framework isn't extra beneficial for the sufferers but it offers more data to the department in a health care surroundings. Few medical IOT gadgets are demonstrated to be existing as a manifestation of life inside the community. IOMT community is critical because it has now not only income health care infrastructures and gadgets. Iomt is also called the most desired technology in a maximum of the fitness care sectors. The IOMT gadgets had an employer step into the era of cloud computing, artificial intelligence where innovation may be shared with a couple of fitness care corporations to analyze. Now we're the use of it to increase the IOMT of a coronary heart disorder prediction. As we stated the proposed modes are operated in levels the type of the modeling facts or sensor information generated by way of the medical sensor that is positioned on a patient's body is the primary degree and they are finished to the echo-cardiogram is the second one stage [7].

As addressed each 12 months so many humans were suffering from this ailment. In particular, they're suffering from coronary heart, cardiac arrest, blood vessels, and so on. This may be because of high blood stress, smoking, diabetes, consumption of alcohol, or a terrible diet. This ailment may also save you up to ninety%. Prevention of CVD entails improving hazard elements healthful eating, workout, averting tobacco smoking, less amount of alcohol. About there are 18M deaths and increasing each yr. Universal, this CVD will have an effect on 60-80 aged people. The average age of death for coronary artery ailment inside the evolved globe is around 80 whilst it's far around 68 inside the developing international. In this CVD there are numerous factors for coronary heart ailment at the same time as the man or woman contribution of every danger issue varies among distinct groups or ethnic agencies the overall contribution of these hazard elements may be very steady [5]. A genetic ailment like Genetic Cardiovascular sickness can occur in an unmarried variator with a polytechnic impact. As a primary purpose of demise, heart ailment has sparked quite a few have a look at interest.

Greater than 40 inherited cardiovascular issues have been related to a single ailment-causing DNA version, however, those are uncommon.

Sufferers with excessive-risk levels will offer statistics more regularly, whereas those with lower chance degrees will only be able to ship information for the duration of essential instances. As an end result, the far-off server's workload may be decreased without sacrificing statistics accuracy. In this CVD age is the most not unusual thing and CVD is developing on heart disease with approximately the danger elements could be tripled a decade of the existence and simultaneously the hazard of the stroke doubles a decade each year.

Net of medical things enabled remote patient monitoring, screening, and treatment fitness has been correctly followed through each caregiver or health providers and patients. (IoMT) based totally smart gadgets are making an impact, especially in the worldwide pandemic nation. But, thinking about the magnitude of want, fitness care is the most challenging place for IoMT. The devices are used to be securely placed to ensure integrity in the statistics accumulated. The facts are similarly processed at the fog and at the cloud layer to generate significant records to lessen the health care specialists can get the patient records thru the router the fog layer operates in between the cloud and the skinny layer. There are numerous servers to the cloud layer to in addition processing. This IoT system consists of server sensors that are related to cloud ecosystem networks. The net of scientific things (IoMT) is the aggregate of IoT devices and scientific technology utilized in health care. IoT lets in facts from health care devices and packages to be transferred to clinical IT servers for faraway analysis. This generation is attached to medical devices that allow patients to screen their fitness situations by means of following the remedy tips of medical doctors via the usage of fascinating and appealing smart devices and applications, in addition to making it less difficult for medical doctors to understand the scientific history of patients before they test-up thru the gathering of real-time data the usage of IoMT. As artificial intelligence has been stated in the literature on decreasing the order of frequencies as most cancers, Cardiovascular, and so forth. It turned into extensively utilized to decorate the accuracy of prognosis in congenital sickness for a future report.

IoMT is a revolution for the internet of medical things. Matters which can be intertwined with gadget learning (ML), synthetic Intelligence, may additionally convey a revolution inside the scientific sciences in the coming days of the first-rate fitness take care of the elderly. IoMT statistics were used to check the effectiveness of the smart fitness care model for monitoring older individuals. Because of the high price of the lengthy-distance wireless network verbal exchange era, it's far inconvenient to ship the specified statistics to remote aspect sensors we can divide the data transfer technique into sub-strategies. On this first sub, the procedure takes responsibility to ship records to sensors via the laptop in a short time [8]. It additionally sends the faraway aspect records thru another side computer sensors era for long-distance verbal exchange. Right here the iot collects and saves and switches a big number of records because of an aspect that provides resistance or put off to a person in the facts process by means of the use of various protocols within the choice making. Even though IoT has a place of packages and provides price-effective systems, which are challenging in using IoT are data security, privateness, and lack of an awful lot accuracy at some point of time because of hackers, which must be rectified through designing the gadgets with high requirements and protocols in close to destiny for higher usage of the era with the aid of individuals in and around the sector for monitoring their fitness condition. The machine gives sufferers with better information and unearths software inside a couple of areas that alternate within the detection of sufferers with several disabilities [9].

Initially, all records from the body's sensors about the symptoms of coronary heart failure have been taken via present cell customers published via a smart gateway to cloud computing. The IoT (internet of things) technique and Neutrosophic Multi-standards choice Making (NMCDM) have been mixed to hit upon, display, and manipulate coronary heart failure at a low fee and time to diagnose the ailment. The consequences of the enjoy are the overall performance of notable programs. This is a framework used by the temporary neural segment to measure fitness conditions. Revel in consequences has shown that the device is superior to different additives. Records training with a discounted wide variety of functions has been used within the neural community (NN) for education functions. The overall performance of a skilled NN was used to check the statistics. Iot systems offer an expansion of tips for resolving current and potential control of the machine by using contemplating three key components specifically load balancing, collaboration, and laptop loading. NN is a complicated model of the Neural community and has servings layers for learning low- and high-degree capabilities. This program has shown fantastic productiveness in a ramification of areas, most significantly, from a computer angle, natural calculations. That is classified based totally on training consequences, which means that the sensory values from the IoT as compared to the educational values. The health care and health sciences industries are lively and particularly care models that prove to be increasingly high priced and inefficient, care models which can be faster, more virtual-enabled, and deliver a higher variety of patients. Medtech and IoMT corporations can take benefit of the possibilities supplied with the aid of these changes to assist join sufferers, providers, and payers and make them all greater affected person, productive, and less steeply-priced.

These days health care structures play a vital function inside the safety, fitness, and care of billions of humans due to contamination. Prior to this, technical conversation among medical doctors and patients was limited. There's no way to display an affected person's body circumstance continuously by using professionals or hospitals.

Applications involved in IoMT development need to be taken into consideration as complex issues before their launch, which matches with many protection and privacy issues. The principle motive of this paper is to analyze the modern-day problems of safety and confidentiality in addition to presenting faraway answers and health care programs. Recently intellectual health information was announced with an increase in mortality fees because of an increase in suicide quotes.

Growing suicide charges around the world require the attention of numerous health corporations to enhance human beings' mental fitness. Mainly protection and confidentiality with recognition to fitness care information is an important requirement that can carry unexpected challenges and openness to producers, engineers, provider carriers, and customers. In this regard, the intention may be to become aware of protection and confidentiality challenges in IOMT health care and to talk about possible solutions for problem regions. Nowadays IoMT has stepped forward the pleasantness of personalized fitness care services. But, the large amount of massive information generated by the IoMT sensor gear within the health care surroundings is of extremely good problem. This has created some of the demanding situations in identifying powerful methods to extract this huge quantity of facts. As a result of the spread of continual sicknesses, including heart sickness (CVD), we are on the high side. CVD is a selection of situations that affect the human heart. Consequently, CVDs need accurate prediction, diagnosis, and management. CVD is a sort of disorder that influences the coronary heart or blood vessels. CVD is presently the account of non-communicable ailment (NCD) and is considered certainly one of the biggest illnesses within the world. Due to the upward thrust of CVD IOMT has a visible strong increase in reality many companies such as CISCO (san Francisco) and widespread electric power had expected that the IOMT market had turned out to be a major epidemic. On this method, the magnificence is called apriori from statistics samples collected using IoMT gadgets. The implementation of those methods results in higher patient care and the allocation of the appropriate system as wished. The effects further showed an in-depth observation of a framework that would gain artistic overall performance with low sample rates and less difficult functions as compared to traditional methods. The net of factors (IoMT) healthcare platform ensures the pleasant of the acquisition process, as well as the scale of the assisting structure, and affords superior statistics processing features, statistics extraction, and preferred health care offerings. This use of the sector in semantics defined inside the Open is both an information first-class test and a fitness care configuration maintained by means of the IoMT device employer and a description defined in the OpenEHR (electric fitness records) [10].

III. PROBLEM STATEMENT

The rise of CVD is the main problem. CVD is a group of disorders that affect the heart and blood vessels coronary artery diseases (CAD) such as angina and myocardial infarction (often referred to as a heart attack), heart failure, and hypertension are all examples of CVD. cardiomyopathy, heart arrhythmia, heart illness, rheumatic heart disease Aortic aneurysms, congenital heart disease, valvular heart disease, carditis thromboembolic disease, venous thrombosis, and peripheral artery disease, for example. CVDs now account for over half of all noncommunicable diseases (NCDs) and have surpassed communicable diseases in terms of prevalence. as the world's largest cause of death, with cardiovascular disease (CVD) continuing to be the primary cause of death worldwide 17.3 million people die each year as a result of this cause. This figure is by 2030, the population is predicted to reach 23.6 million. Nowadays the usage of iomt devices and technology is growing faster. Data security is the main problem for iomt. The cause for this is the poor quality of data received and communicated by medical devices and technologies. It's not just the results of implantable cardioverter-defibrillator (ICD) trackers, one's menstrual calendar, or anything else connected to protected health information (PHI) - it might also include the patient's personal or financial information, such as their date of birth, name, social security number, bank account information, and so on. Device mobility is another problem for iomt. if a device can only be used for treatment, testing, or data handling in one location, its speed decreases greatly. for example, the lost network connection, which might turn off all device signaling, potentially posing a life-threatening situation.

Nowadays abnormally high blood pressure is the leading cause of the rate of disease where it was increased in the whole world. The measurement of Blood Pressure (BP) is incorporated within the consumer-grade here wearable has the main potential to improve Screening for hypertension which has been linked to worse outcomes. The PPG in the risk prediction on healthy individuals and those who established CVD. In this BP readings were taken twice to each device in 30-60 second intervals for all measurement patients were taken to an ambulatory upper-arm machine that BP point will be 30 minutes in all over the intervals with 24 hours and these were instructed by the Heart Guide device after each the measurement of ambulatory BP takes at least 10 times a day.

Biochemical sensors such as ballistic cardiograms, electrocardiograms, and dielectric sensors are cardiac output, stroke volume, lung fluid volume, and volume of blood fluid. As a case study cardiovascular data-set, rule-based classification models, and tree-based on homogeneous algorithms were used to identify heart illness. Experimental results indicated that rules based on models (PART and JRIP) are effective in diagnosing heart diseases with a predictive accuracy of 73% and an area under the curve (AUC) of 0.78. Here some sensors are used to capture the radar signals of cardiovascular signals from the body the 'Cardiovascular Signals' because these signals are used to allow to extract the Cardiovascular metrics which include the pulse rate, blood pressure, and pulse rate [11]. The Accelerator increases in risk Assessment in healthy individuals and those who established CVD and the barometer in the physical activity behavioral intervention in primary and Secondary Prevention.

The sensors can be measured by the fluid electrolytes in the use of electrochemical transducers as they are offering valuable information about plasma volume to analyze concentrations. The main drawback is that the sensor works best when in direct contact with the skin which is not always in the case of wearables that were secured with the straps. The Photoplethysmography (PPG) implements the risk prediction in the health of the individuals and they establish CVD and hypertension screening Management. The electroencephalogram (ECG) measurements are single lead and the multimedia ECG and the electrolyte abnormality changes and the clinical measurements are Heart failure management and Diagnosis of electrolyte abnormalities such as a potassium level in your blood that's higher than normal. The biochemical sensors can identify electrolytes abnormally and continuous blood glucose monitoring. The non-invasive sensors of the sweat and saliva might be more practical to integrate into wearable but still, they need to be carefully evaluated.

IV. PROPOSED METHODS

A. Algorithm

Step 1: start.

Step 2: Collect the patient information from hospital.

Step 3: write the program in python.

Step 4: use the patients information dataset.

Step 5: Use the transfer learning technique for programming.

Step 6: Get the output.

Step 7: Enter the patient ID.

Step 8: Get the details about patient.

B. Transfer Learning:

Transfer learning technique in which an AI that has been trained to perform a specific task is being reused as a starting point for another similar task. Transfer learning is generally used for to save time and resources from having to train multiple machine learning models from scratch to complete similar tasks. As an efficiency saving in areas of machine learning that require high amounts of resources such as image categorization or natural language processing. To negate a lack of labelled training data held by an organization, by using pre-trained models. Transfer learning means taking the relevant parts of a pre-trained machine learning model and applying it to a new but similar problem. This will usually be the core information for the model to function, with new aspects added to the model to solve a specific task. Programmers will need to identify which areas of the model are relevant to the new task, and which parts will need to be retrained. For example, a new model may keep the processes that allow the machine to identify objects or data, but retrain the model to identify a different specific object.

A machine learning model which identifies a certain subject within a set of images is a prime candidate for transfer learning. The bulk of the model which deals with how to recognize different subjects can be kept. The part of the algorithm which highlights a specific subject to categorize is the element that will be retrained. In this case, there's no need to rebuild and retrain a machine learning algorithm from scratch.

In supervised machine learning, models are trained to complete specific tasks from labelled data during the development process. Input and desired output are clearly mapped and fed to the algorithm. The model can then apply the learned trends and pattern recognition to new data. Models developed in this way will be highly accurate when solving tasks in the same environment as its training data. It will become much less accurate if the conditions or environment changes in real-world application beyond the training data. The need for a new model based on new training data may be required, even if the tasks are similar. Transfer learning is a technique to help solve this problem. As a concept, it works by transferring as much knowledge as possible from an existing model to a new model designed for a similar task.

For example, transferring the more general aspects of a model which make up the main processes for completing a task. This could be the process behind how objects or images are being identified or categorized. Extra layers of more specific knowledge can then be added to the new model, allowing it to perform its task in new environments.

The future of machine learning relies on widespread access to powerful models by different organizations and businesses. To revolutionize businesses and processes, machine learning needs to be accessible and adaptable to organization’s distinct local needs and requirements. Only a minority of organizations will actually have the expertise or the resources to label data and train a model. The main difficulty is in obtaining large volumes of labelled data for the supervised machine learning process. The process of labelling data can be extremely labor-intensive, especially over large arrays of data. The need for large labeled data is prohibitive to the widespread development of the most powerful models. Algorithms are likely to be developed centrally by organizations with access and resources to the huge array of labeled data required. But when these models are deployed by other organizations, performance can be impacted as each environment may be slightly different to the one the model was trained for. In practice, performance may be impacted by the deployment of even the most highly accurate models. This may prove to be a barrier to machine learning products and solutions moving into mainstream use.

Transfer learning will play a key role in solving this issue. Techniques in transfer learning will mean powerful machine learning models developed at scale can be adapted for specific tasks and environments. Transfer learning will be a key driver for the distribution of machine learning models across new areas and industries. Return to the example of a model trained to recognize a backpack on an image and then used to identify sunglasses. Because the model has learned to recognize objects in earlier layers, we will only retrain the latter layers to learn what distinguishes sunglasses from other objects.

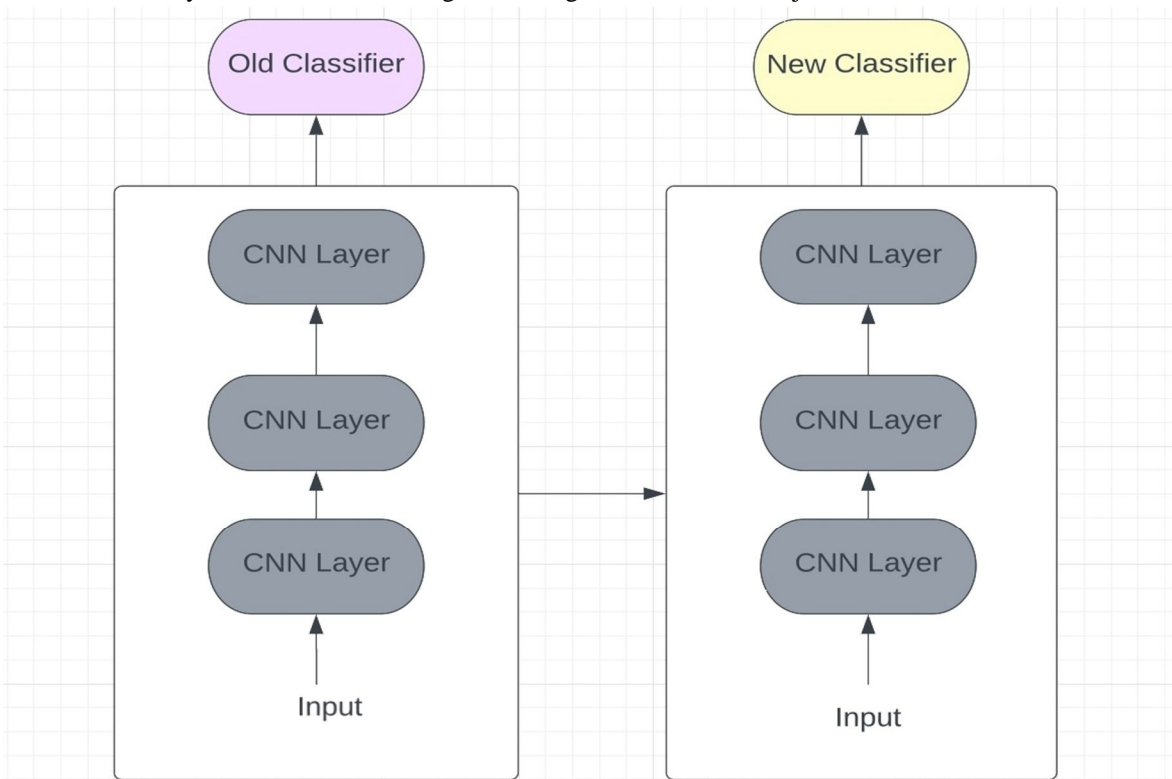


Fig 01: How Transfer Learning Works

Another strategy is to use deep learning to find the best representation of your problem, which means identifying the most important features. This method, also known as representation learning, can frequently produce much better results than hand-designed representation. Typically, features in machine learning are handcrafted by researchers and domain experts. Deep learning, fortunately, can extract features automatically. Of course, this does not negate the importance of feature engineering and domain knowledge — you must still decide which features to include in your network. Having said that, neural networks can learn which features are important and which aren't. A representation learning algorithm can find a good combination of features in a very short amount of time.

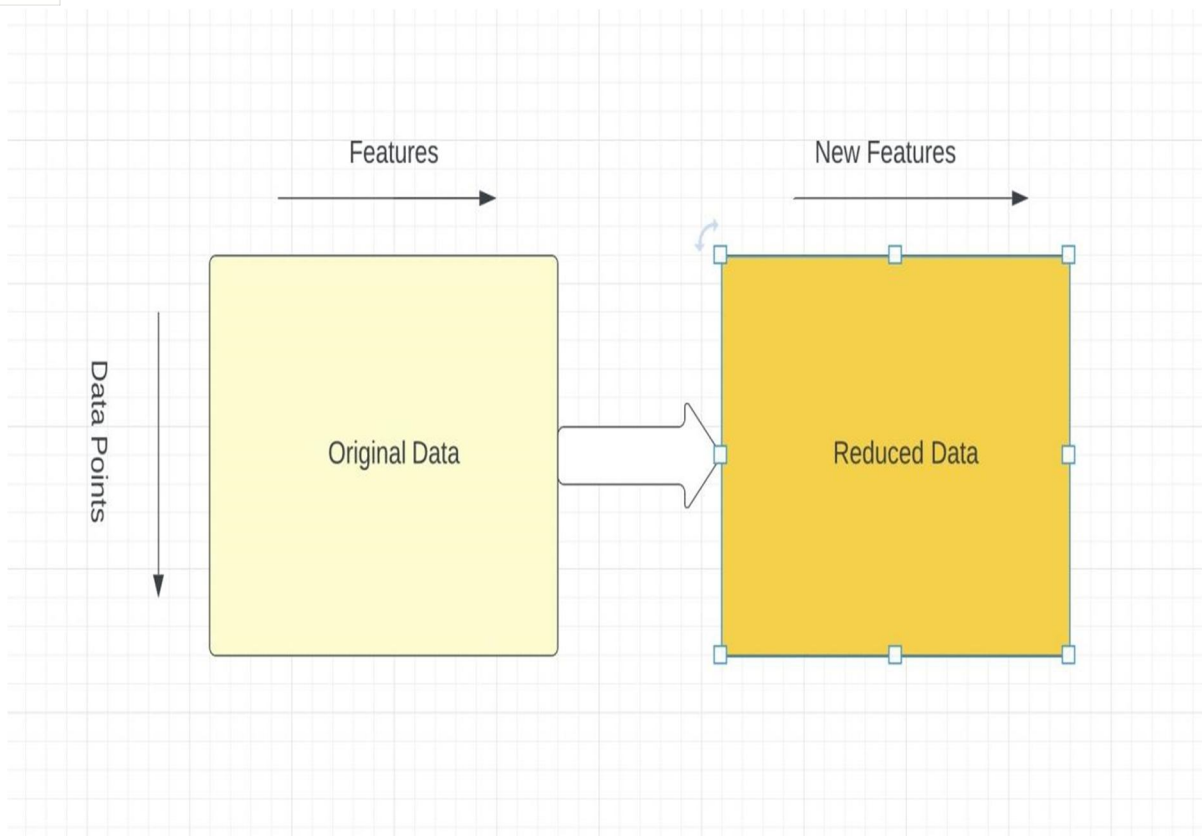


Fig 02: Feature Extraction

Typically, features in machine learning are handcrafted by researchers and domain experts. Deep learning, fortunately, can extract features automatically. Of course, this does not negate the importance of feature engineering and domain knowledge — you must still decide which features to include in your network. Having said that, neural networks can learn which features are important and which aren't. Even for complex tasks that would otherwise necessitate a lot of human effort, a representation learning algorithm can discover a good combination of features in a very short timeframe. The learned representation can then be applied to other problems. Simply use the first layers to identify the correct feature representation, but do not use the network output because it is too task-specific. Feed data into your network instead, and use one of the intermediate layers as the output layer. This layer can then be interpreted as a raw data representation. This method is commonly used in computer vision because it allows you to reduce the size of your dataset, which reduces computation time and makes it more suitable for traditional algorithms.

V. EXPERIMENTAL SETUP

The experiments were carried out using Python as a software.

This Patient Information System is based on Tkinter. The project has a graphical user interface provided by the Python programming language and SQLite. It provides a GUI (Graphical user Interface) where the user can enter the details of a patient which will act as a record in the database. The user can also perform various operations on the records. We can add a new record, update, search for a record. Moreover, the admin can delete the existing record and also can display all the records in the database. The system design is simple that the user won't find it difficult to use and navigate.

A. Required Specifications

- 1) Visual studio code
- 2) Python
- 3) Tkinter
- 4) Sqlite3

B. Testing

Table no 01: Testing Scenario and Test Cases

Test Scenario	Test Cases
Access to providers system	Provider system should let us enter, edit and save the provider's data
Positive flow system testing	It includes scenarios to enter different types of providers, change providers details, save and inquire them
Negative flow System Testing	Allows to save provider information with incomplete data, contract's effective date, entering details about existing providers in the system
System Integration Testing	Validate the feed to members system, finance system, claim system, and provider portal. Also, validate if the changes from provider portal are entered into the respective provider's record
Positive flow providers portal testing	Login and view providers details, claim status, and member details Make change request to change the name, address, phone number, etc.
Negative flow providers portal testing	View the member details with an invalid ID Login with invalid credentials
Positive flow Broker portal testing	Login and view details about broker and commission payment Make a request to change the name, address, phone number, etc.
Negative flow Broker portal testing	It should include scenarios to log in with invalid credentials

Table no 02: Input

ID	NAM E	D.O. B	GENDER	ADDRESS	PHONE NUMBER	MAIL	BLOOD GROUP	HISTORY	DOCTOR
101	Hari prasad	10-04-2002	male	giddalur	9705904043	hariprasad@gmail.com	B+	new	Lakshman
102	Sai kumar	21-11-2001	male	gidalur	9381340519	saikumar@gmail.com	A+	new	ram
103	Karthik erelli	02-09-2002	male	Khammam	6301276996	karthik@gmail.com	O+	new	priyanka
104	Hemanth kamreddy	01-01-2002	male	madanapalle	7036703208	hemanth@gmail.com	b-	new	saniya

VI. RESULTS

After we run the code, the output will be shown as in the below fig:

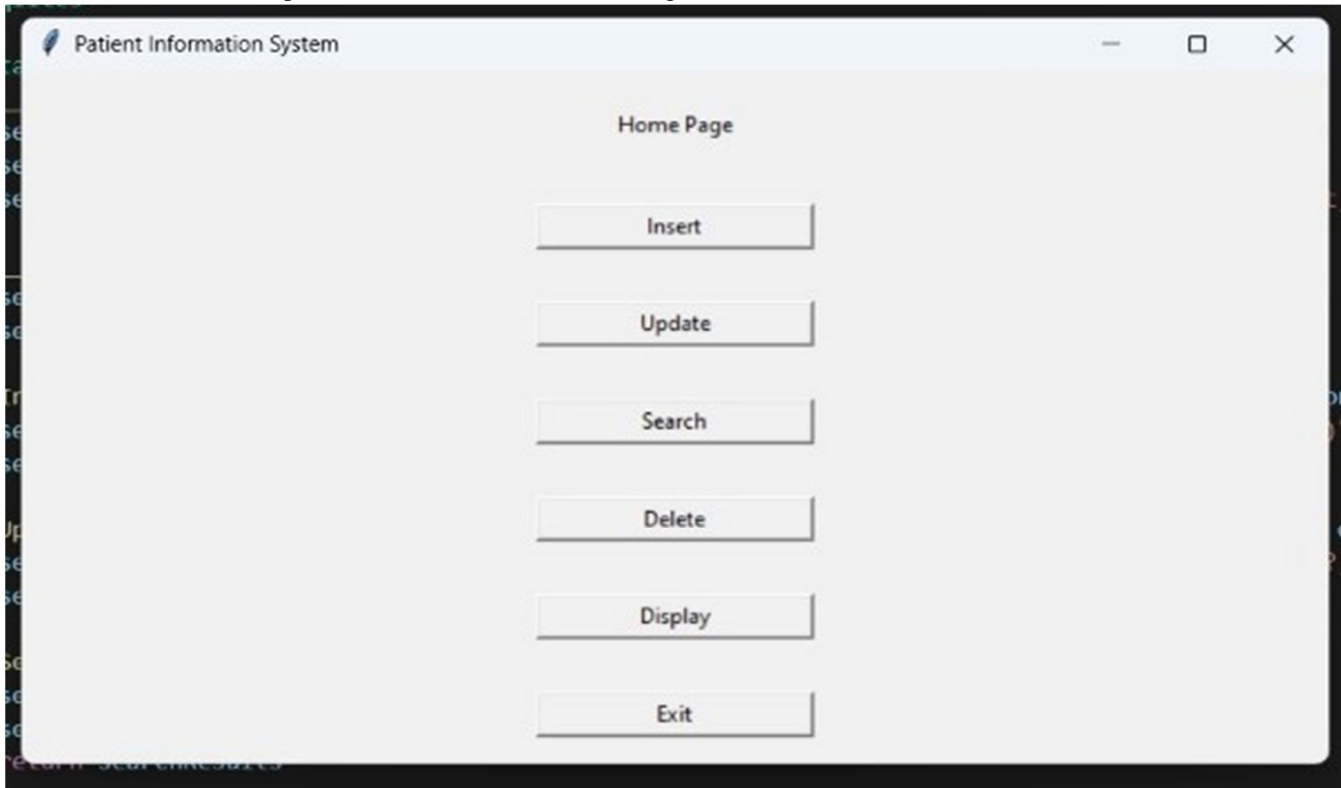


Fig 03: patient information system home page.

We have to insert the details of patients like in the given below fig:

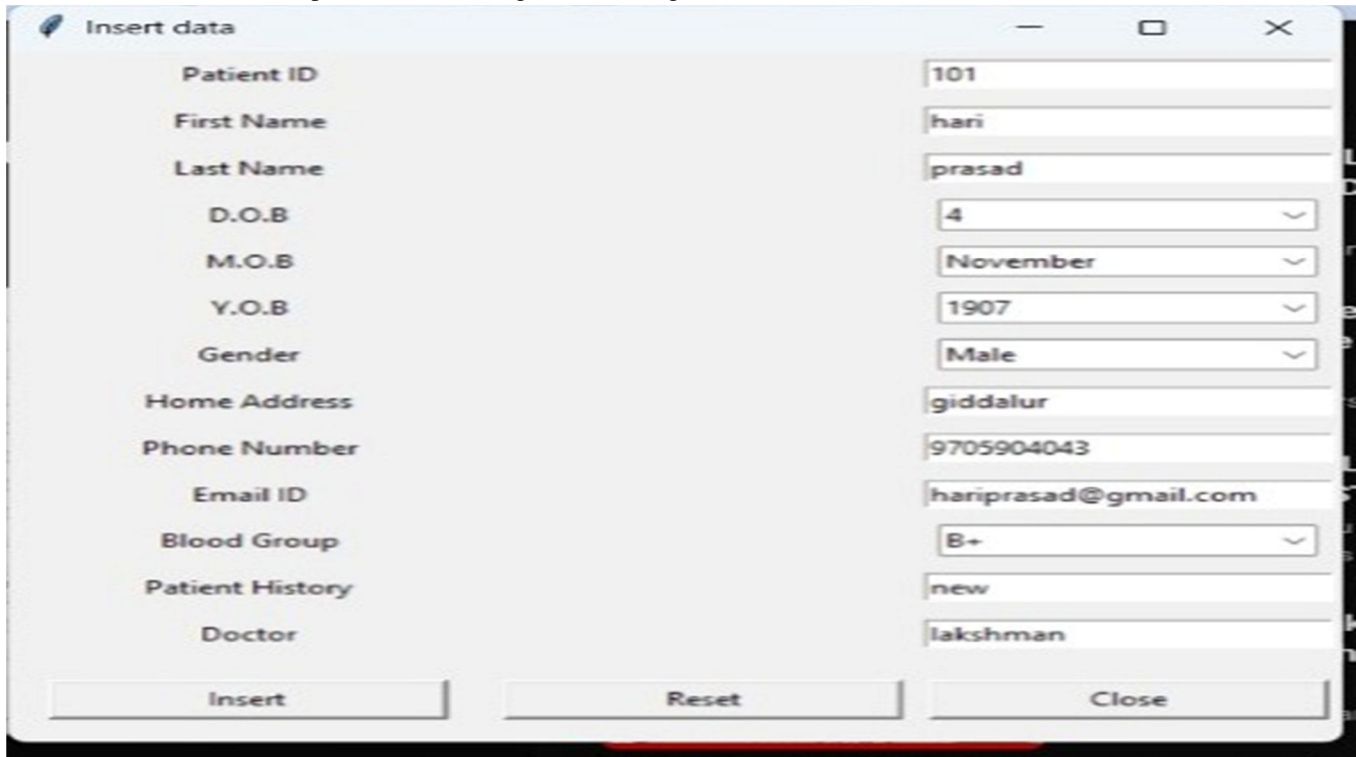
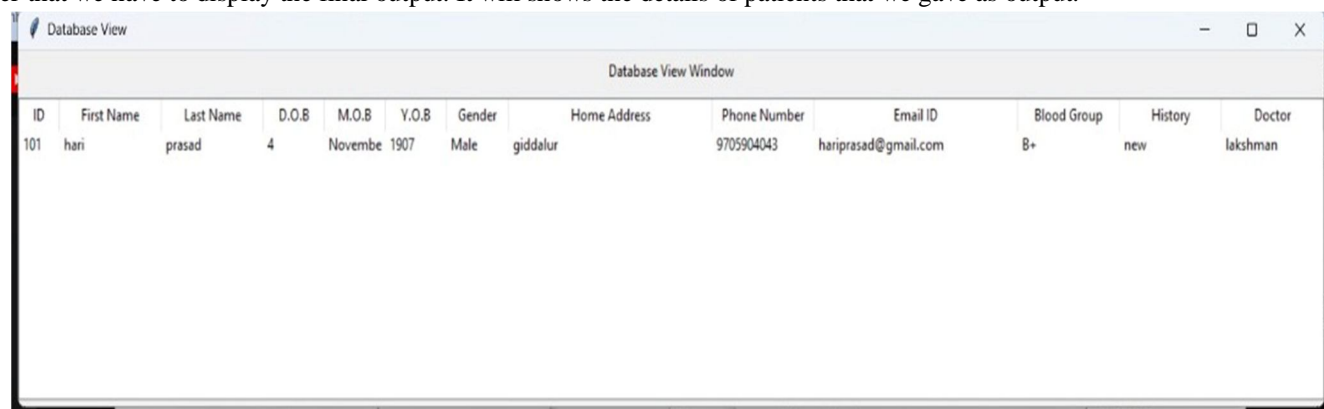


Fig 04: insert data

After that we have to display the final output. It will shows the details of patients that we gave as output.



ID	First Name	Last Name	D.O.B	M.O.B	Y.O.B	Gender	Home Address	Phone Number	Email ID	Blood Group	History	Doctor
101	hari	prasad	4	Novembe	1907	Male	giddalur	9705904043	hariprasad@gmail.com	B+	new	lakshman

Fig 05: database view

VII. CONCLUSION

In this chapter, we discuss the fundamental concepts of iomt and its applications. Iomt is a fast-growing trend in health-related fields. Research about iomt technologies, analysis, and management of the huge volume of data frequency, especially the online and other health care environments. CVD prediction and diagnosis are proposed in this chapter. The framework comprising iomt for personalized e-health care has been implemented for predicting the CVD dataset. The necessary patient-related data, including frequently changing health markers, is collected and evaluated using a cloud-based infrastructure. Findings show that the cloud-based iomt framework developed is contributing to a notable reduction in the spread of chronic diseases like CVD. it is good noting for the research that the study in iomt framework for CVD prediction in person e-health care has recorded progress. Several challenges concerning mobility control, information security, and applications in the course of the applications design process are identified in previous chapters.

Hence it is relevant to determine iomt sensors data are better in the performance of biomarkers to get a better CVD result. More work needs to be done to check attributes for every sensor device. Many efforts are required to develop iomt algorithms by iteration of a couple of models, unnecessary data elimination, and removal of noise components, this overall performance is needed in future research as soon as models are developed.

REFERENCES

- [1] Xiwei Huang, Yangbo Li, Jin Chen, Jixuan Liu, Renjie Wang, Xuefeng Xu, Jiangfan Yao, and Jinhong Guo, "smartphone-based Blood Lipid Data Acquisition for Cardiovascular management on Internet of Medical Things", IEEE volume 7,2019.
- [2] Kayode s. Adewole, Abimbola G. Akintola, Rasheed Gbenga Jimoh, Modinat A. Mabayoje, Muhammed k. Jimoh, Fatima E. Usman-Hamza, Abdullateef O. Balogun, Arun Kumar Sangaiah, and Ahmed O. Ameen, "Cloud-based IOMT framework for cardiovascular disease prediction and diagnosis in personalized E-health care", ResearchGate 2021.
- [3] Mohammad Ayub Khan, Fahad Algarni, "Healthcare Monitoring System for the diagnosis of heart disease in the IOMT cloud environment using MSSO-ANFIS", IEEE volume 8, 2020.
- [4] Gulraiz J. Joyia, Rao M. Liquat, Aftab Farooq, Saad Rehman, "Internet of Medical Things (IOMT): applications, benefits, and challenges in healthcare domain", ResearchGate 2017.
- [5] Jika Liu, Fen Miao, Liyan Yin, Zhiqiang Pang, Ye Li, "A Noncontact Ballistocardiograph Based IoMT System for Cardiopulmonary Health Monitoring of Discharged COVID-19 Patients", IEEE 2021
- [6] Muhammad Farrukh Khan, Taher M. Ghazal, Raed A. Said, Areej Fatima, Sagheer Abbas, M. A. Khan, "An IoMT-Enabled smart healthcare model to monitor elderly people using machine learning technique", computational intelligence and neuroscience volume 2021.
- [7] Elias Bjornson, Jan Boren, Adil Mardinoglu, "personalized cardiovascular disease prediction and treatment-a review of existing strategies and novel systems medicine tools", front Physiol, 2016.
- [8] G.A. Roth, C. Johnson, A. Abajobir, F. Abd-Allah, S.F. Abera, K. Alam, "Global, regional, and national burden of cardiovascular diseases for 10 causes", 1990 to 2015, J. Am. Coll. Cardiol, 2017.
- [9] Wilkins E, Wilson L, Wickramasinghe K, Bhatnagar P, Leal J, Luengo-Fernandez R, et al. "European Cardiovascular Disease Statistics 2017. Brussels", European Heart Network 2017.
- [10] Libby P, Ridker PM, Hansson GK, "Progress and challenges in translating the biology of atherosclerosis", Nature, 2011 May
- [11] Rasti, R., Teshnehlab, M., Phung, "Breast cancer diagnosis in DCE-MRI using mixture ensemble of convolutional neural networks", Pattern Recognit, 72, 2017.
- [12] Krishnaiah, V., Narsimha, N.S, "heart disease prediction system using data mining technique by fuzzy K-NN approach. In", Emerging ICT for Bridging the Future Proceedings of the 49th Annual Convention of the Computer Society of India (CSI), vol 1, 2015.



- [13] M.K. Moridani, S.K. Setarehdan, A.M. Nasrabadi, E. Hajinasrollah, "A novel approach to mortality prediction of ICU cardiovascular patient based on fuzzy logic method", Biomed Signal Process, 2018.
- [14] M. Nilashi, O. Bin Ibrahim, "An analytical method for diseases prediction using ML techniques, Comput. Chem. Eng, 2017.
- [15] S. Balamurugan, V. Prabhakaran, R.G.K. Shanker, "Internet of Ambience: An IoT Based Context-Aware Monitoring Strategy for Ambient Assisted Living", 2016.



10.22214/IJRASET



45.98



IMPACT FACTOR:
7.129



IMPACT FACTOR:
7.429



INTERNATIONAL JOURNAL FOR RESEARCH

IN APPLIED SCIENCE & ENGINEERING TECHNOLOGY

Call : 08813907089  (24*7 Support on Whatsapp)