



# **iJRASET**

International Journal For Research in  
Applied Science and Engineering Technology



---

# **INTERNATIONAL JOURNAL FOR RESEARCH**

IN APPLIED SCIENCE & ENGINEERING TECHNOLOGY

---

**Volume: 11    Issue: V    Month of publication: May 2023**

**DOI: <https://doi.org/10.22214/ijraset.2023.53347>**

**[www.ijraset.com](http://www.ijraset.com)**

**Call:  08813907089**

**E-mail ID: [ijraset@gmail.com](mailto:ijraset@gmail.com)**

# IOT Based Transformer Monitoring and Controlling

Prof. G.B. Murade<sup>1</sup>, Pravin Rode<sup>2</sup>, Vaibhav Dhadge<sup>3</sup>, Ugale Pruthviraj<sup>4</sup>

<sup>1</sup>Assistance Professor, <sup>2,3,4</sup>Research Scholar, Department Of Electrical Engineering, Dr. Vitthalrao Vikhe Patil College of Engineering, Ahmednagar

**Abstract:** Transformers are critical components of electric power systems, yet precise fault identification remains difficult. The study presents a novel transformer defect diagnostic approach based on an Internet of Things (IoT) monitoring system and ensemble machine learning (EML). The IoT-based monitoring system is divided into two parts: data measuring subsystem and a data reception subsystem. To begin, the data measuring subsystem measures transformer vibration signals, which are then relayed to the remote server via the data receipt subsystem.

Then an EML is proposed that is made up of deep belief networks (DBNs), stacked denoising auto encoders (SDAs) with distinct activation functions, and relevance vector machines (RVMs). DBN and SDAs are respectively used to extract features from the signals, and RVMs are respectively employed as classifier. In order to ensure efficiency of the EML, a novel combination strategy is proposed. A transformer fault diagnosis experiment is performed

**Keywords:** Arduino UNO, Transformer, Temperature sensor, Current sensor, Internet of Things (IOT) Relay Driver, WIFI-Module

## I. INTRODUCTION

Energy is a vital part of our lives. Electricity is necessary for every second. Numerous facilities and devices are powered by electricity. that make it possible for people to control and use the supply. The most important piece of transmission and distribution equipment is the power transformer. For all network operations, the electrical transformer's operational status is a requirement as it directly supplies electricity to low voltage grid users. Nearly all devices have been in use for a few years and operate frequently in a variety of (electrical, mechanical, and environmental) conditions. These comprise a sizeable portion of capital expenditures. They are the primary elements. The transformer's continuous operation (as shown on the naming plate) ensures its longevity. However, overloading, low, and high levels significantly reduce their life expectancy. voltage serial communication. The utilities will be able to use transformer and spot issues using the Internet of Things (IoT) before an animated mic failure happens. Thus, various types of data input by the sensors are gathered and analyzed over time by an online measurement system. Transformer Performance monitoring will make it easier to identify or anticipate unforeseen conditions before they become real setbacks, leading to increased dependability and crucial cost savings. perform machine learning research on the conversion of defect diagnostics using the Danio surveillance framework. The study introduces a new method for defect diagnosis using a monitoring system and an ensemble machine learning system (EML) based on the Internet of Things (IoT). The IT-based control systems are composed of a data calculation subsystem. First, calculate transformers incorrectly.

## II. PROBLEM STATEMENT

Transformer: A device that steps up or steps down the voltage as it transfers electrical energy from one alternating-current circuit to one or more other circuits. Transformers are used for a wide range of purposes, including raising the voltage from electric generators to enable long-distance transmission of electrical power and lowering the voltage of conventional power circuits to operate low-voltage devices like doorbells and toy electric trains. Transformers use electromagnetic induction to adjust voltage; In other words, current is induced in a second coil known as the secondary as the magnetic lines of force (flux lines) build up and collapse with variations in current travelling through the primary coil. the primary voltage by the ratio of the secondary voltage is multiplied to determine the secondary voltage.

## III. METHODOLOGY

The goal of the internet of things is to link previously disconnected objects. It makes previously inaccessible things on the internet accessible. The internet of things can enhance everyone's quality of life by utilizing these linked objects and the data they provide. Using Fritzing software, a circuit schematic must be created for a monitoring system. All three of the project's associated sensors must be linked to the ESP32 microcontroller. The sensors are temperature, sound, and current sensors. The ESP32 must be powered with a supply in order to operate, therefore it is connected to a 5.5V power source.

The Vin pin for positive and the GND pin for negative of the plug serve as the power supply. Everything in IOT is made possible by the billions of m2m connections. To give the appropriate information, the process element makes use of Esther's connections between data objects and people. These trillions of connections are what bring value to the appropriate object or person at the right moment. Most power providers employ the Supervisory Consolidate Acquisition system for online distribution transformer monitoring, but expanding the

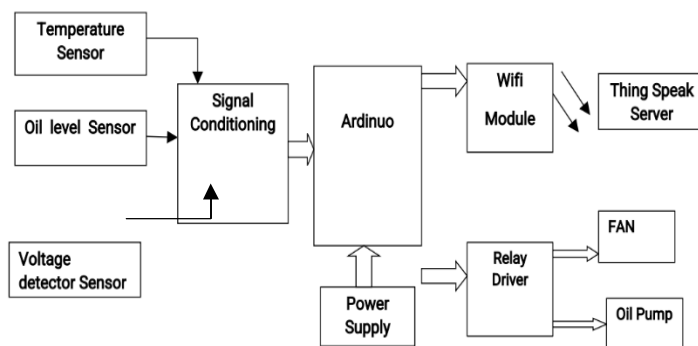


Fig. Block diagram

System is an expensive idea. It came to a halt. The utilities will be able to utilize their transformers to their fullest potential and maintain the asset in operation for a longer length of time with the help of online monitoring of key operational parameters of distribution transformer scan. This will also assist in identifying issues prior to any catastrophic collapse that It is important to keep track of all the distribution transformers' essential data to cut expenses. In accordance with the specifications, a distribution transformer real-time monitoring system is required to promptly communicate information to the monitoring center on the operation of all operating parameters. It results in the utilities will be able to make the most use of their transformers and maintain the asset in operation for a longer period with the aid of online monitoring of key operational parameters of distribution transformers. This will also aid in the early detection of issues, which may save money and increase dependability by preventing catastrophic failures.

#### IV. WORKING

The implemented system consists of an Arduino main processing unit for the entire system and all the senso rand device scan relate to the microcontroller. The sensors can be operated by the microcontroller to retrieve the data from them and I process the analysis with the sensor data. The proposed project is about acquiring rea time status of transformer health parameters. Temperature, voltage, and current o transformers are monitored and send over internet The live tracking of these parameter scan be done using It technology from anywhere around the world. This is cost effective in nature. Thus, responsible authority can access information on any power failure or maintenance In case temperature goes above set values then FAN will automatically ON and if Oil level below the normally level the oil pump will go to maintain oil in transformer.

#### V. TECHNICAL SPECIFICATIONS

- 1) Sensor: -Temp., oil level sensors, voltage detector.
- 2) Controller: - Arduino
- 3) Module: WIFI Module
- 4) Power Supply: -+5vdc
- 5) Relay Driver: ULN2803
- 6) Output device: Motor, FAN

#### VI. RESULT

On LCD transformer current, voltage, temperature and oil level where observe. The data was sent to the IoT server on which health of transformer was monitored and controlled.

On the IoT server four parameters can be viewed i.e., temperature voltage, current, oil level. Data entry can also be viewed on IoT server.

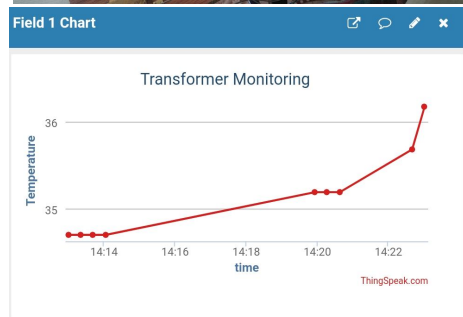


Fig. Temperature Graph

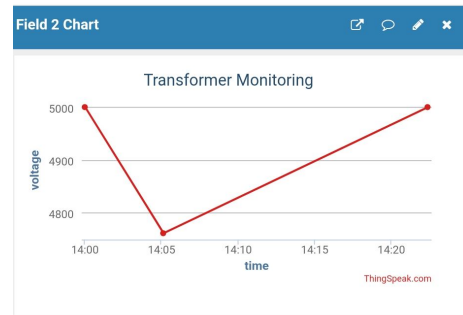


Fig. Voltage graph

## VII. CONCLUSION

For the conclusion, the health of the transformer is important to develop the good electricity in our country in order to keep the electrical supply in a good condition without having any disturbance because of the destruction happened to the transformer. The microcontroller and other three sensors which are current sensor, sound sensor and temperature sensor. The health of the transformer can be monitor by using Internet of Things (IoT) after make a testing on the transformer that connected with the load and without connected to the load.

## REFERENCES

- [1] Abdul-Rahman AI-Ali, Abdul Khalid & Muhammad Arshad "GSM Based Distribution Transformer Monitoring System," IEEEEMELECON2004, May12-15,2004, Dubrovnik, Croatia
- [2] K. Sridhar, M. Assarudeen, J. RanjithKumar, E. Sarathbabu "Transformer Health Monitoring and Control Through Arduino," IJAERD – International Journal of Advanced EngineeringandResearch, vol.5, Issue04,2018.
- [3] Monika Agarwal, Akshay Pandya," GSM Based Condition Monitoring of Transformer," IJSRD-International Journal for Scientific Research & Development, Vol.1, Issue12,2014, ISSN (online):2321-0613. <https://www.allaboutcircuits.com/textbook/semiconductors/chpt-3/rectifier-circuits/>
- [4] Mrs. A.P. Khandait1, SwapnilKadaskar2, GirishThakare3, "Real Time Monitoring of Transformer. using IOT", International Journal of Engineering Research & Technology (IJERT), Vol.6Issue03, March2017.
- [5] Ansuman Sharma, Rajesh Behura; "GSM based Distribution Transformer Monitoring System", May2013



10.22214/IJRASET



45.98



IMPACT FACTOR:  
7.129



IMPACT FACTOR:  
7.429



# INTERNATIONAL JOURNAL FOR RESEARCH

IN APPLIED SCIENCE & ENGINEERING TECHNOLOGY

Call : 08813907089  (24\*7 Support on Whatsapp)