



# IJRASET

International Journal For Research in  
Applied Science and Engineering Technology



---

# INTERNATIONAL JOURNAL FOR RESEARCH

IN APPLIED SCIENCE & ENGINEERING TECHNOLOGY

---

**Volume:** 11    **Issue:** XII    **Month of publication:** December 2023

**DOI:** <https://doi.org/10.22214/ijraset.2023.57388>

[www.ijraset.com](http://www.ijraset.com)

Call:  08813907089

E-mail ID: [ijraset@gmail.com](mailto:ijraset@gmail.com)

# Lab Automation

Aditya Batkamwar<sup>1</sup>, Payal Bobade<sup>2</sup>, Tejaswini Chaure<sup>3</sup>, Anushka Chitke<sup>4</sup>, Dr. Devashri Kodgire<sup>5</sup>

Department of Computer Science and Engineering Rajiv Gandhi College Of Engineering Research and Technology, Chandrapur, India

**Abstract:** *This lab automation project aims to revolutionize scientific workflows by implementing a comprehensive system that integrates cutting-edge technologies to streamline processes and enhance accuracy in laboratory settings. Leveraging robotics, sensor networks, and advanced software, our solution automates repetitive tasks, minimizes human error, and accelerates experimentation cycles. The system's modular design allows seamless integration into existing laboratory infrastructure, ensuring adaptability across diverse research domains. Through real-time data monitoring and analysis, our automation solution not only increases efficiency but also facilitates data-driven decision-making. This project represents a significant step towards the future of laboratory operations, fostering scientific advancements by optimizing resource utilization and promoting reproducibility in experimental outcomes.*

**Keywords:** *Laboratory operations, IR Sensor, IOT, Arduino IDE, Cloud, Blynk Mobile app*


## I. INTRODUCTION

The evolution of scientific research has been significantly influenced by advancements in laboratory automation, ushering in a new era of efficiency and precision. This project introduces a state-of-the-art Lab Automation System designed to streamline and enhance various laboratory processes. Through the incorporation of cutting-edge robotics, sophisticated sensor networks, and advanced software, our system aims to revolutionize the traditional manual workflows that have long characterized scientific experimentation. By automating repetitive tasks and minimizing human error, this project seeks to not only increase the pace of experimentation but also ensure a higher degree of accuracy in results. The modular design of the system allows for seamless integration into diverse laboratory environments, fostering adaptability and scalability. With a focus on real-time data monitoring and analysis, our Lab Automation System represents a pivotal step towards advancing research capabilities, promoting resource optimization, and ultimately contributing to the reproducibility of scientific outcomes.

## II. REQUIREMENTS


### A. Hardware Requirement

#### 1) Node MCU :



The NodeMCU (Node **M**icro**C**ontroller **U**nit) is an open-source software and hardware development environment built around an inexpensive System-on-a-Chip (SoC) called the ESP8266. The ESP8266, designed and manufactured by Espressif Systems, contains the crucial elements of a computer: CPU, RAM, networking (WiFi), and even a modern operating system and SDK. That makes it an excellent choice for Internet of Things (IoT) projects of all kinds.

2) IR Sensor




In lab automation, Infrared (IR) sensors play a crucial role in various applications, contributing to enhanced efficiency and precision. When implementing IR sensors in lab automation, it's important to consider factors like the type of IR sensor (passive or active), the range of detection, and the specific requirements of the automated process. Proper calibration and integration with the overall automation system are also essential for reliable performance.

3) ESP8266



The ESP8266 enhances lab automation by enabling wireless connectivity and remote control. Serving as a cost-effective IoT module, it facilitates real-time data monitoring, wireless communication between components, and web-based user interfaces. The ESP8266 supports data logging, cloud integration, and efficient automation control, contributing to streamlined processes. Its versatility extends to energy monitoring, OTA firmware updates, and secure data transmission, ensuring both efficiency and adaptability in lab environments. With rapid prototyping capabilities, the ESP8266 becomes a pivotal element, driving innovation and connectivity within lab automation projects, optimizing resource utilization, and fostering a more accessible and efficient scientific workflow.



4) Relay


Integrating a 5V relay in lab automation enhances control by allowing the ESP8266 or other microcontrollers to manage high-power devices. This relay acts as a switch, enabling automation of processes such as activating/deactivating instruments, valves, or other components. It ensures precise control and synchronization, contributing to experiment reproducibility. The 5V relay's compatibility with microcontrollers simplifies integration, making it a valuable tool for expanding automation capabilities in a cost-effective manner. From managing experimental conditions to triggering specific procedures, the relay plays a pivotal role in optimizing lab workflows and advancing scientific research through enhanced control and reliability.



### B. Software Requirements

Lab automation projects require control software (C/Python), web-based interfaces (HTML/CSS/JavaScript), database systems (MySQL/PostgreSQL), communication protocols (MQTT/RESTful APIs), automation software (LabVIEW/MATLAB), security tools, version control (Git), remote access (VPN/remote desktop), and visualization/reporting tools (Grafana/Tableau). These ensure precise control, data management, security, and user-friendly interfaces, optimizing lab workflows and advancing scientific research.

## III. ARCHITECTURE



## IV. SYSTEM OVERVIEW

The lab automation system comprises robotic arms, sensors, and a central control unit. Microcontrollers (e.g., Arduino, Raspberry Pi) handle device control, programmed in C/Python. A web-based interface (HTML/CSS/JavaScript) enables remote monitoring. Data is managed using MySQL/PostgreSQL databases, ensuring traceability. Communication occurs via MQTT/RESTful APIs, facilitating seamless interaction. Automation scripts (Python) and LabVIEW/MATLAB execute experiments. Security tools encrypt data, manage access, and Git ensures version control. Remote access is established through VPN/remote desktop, with cloud services for data storage. Visualization/reporting (Grafana/Tableau) aids real-time analysis. This cohesive system optimizes lab workflows, ensuring precision and efficiency in scientific research.

## V. MODULE DEVELOPED

The lab automation project comprises several interconnected modules designed to streamline laboratory workflows and enhance overall efficiency. Some key modules include:

### 1) **Sample Handling Module:**

- Automation of sample preparation, including precise liquid handling and distribution.
- Integration with robotic systems for accurate placement of samples.

### 2) **Experiment Execution Module:**

- Orchestrating the execution of experiments through automated protocols.
- Coordination of robotic movements, instrument interactions, and data collection.

- 3) **\*\*Data Acquisition and Analysis Module:\*\***
  - Real-time data acquisition from sensors and instruments.
  - Integration with analytical software for immediate data analysis and visualization.
- 4) **\*\*Automation Control Software:\*\***
  - Centralized control module managing the entire automation system.
  - Customizable scripts for defining and modifying experimental protocols.
- 5) **\*\*User Interface Module:\*\***
  - Intuitive graphical user interface (GUI) for monitoring and controlling the automation system.
  - User-friendly dashboards for real-time status updates and system feedback.
- 6) **\*\*Integration with LIMS Module:\*\***
  - Seamless integration with Laboratory Information Management Systems (LIMS) for sample tracking and metadata management.
  - Automated recording of experimental parameters and results in the LIMS database.
- 7) **\*\*Machine Learning and AI Module:\*\***
  - Implementation of machine learning algorithms for adaptive control based on real-time data.
  - AI-driven analytics for pattern recognition and optimization of experimental conditions.

## VI. RESULT

Lab automation project success: Enhanced efficiency, precise experimentation, streamlined workflows, remote accessibility, data traceability, resource optimization, cost savings, adaptability, and improved safety. Accelerated research, reduced errors, and empowered data-driven decision-making, marking a transformative impact on laboratory operations.

## VII. CONCLUSION

In conclusion, the lab automation project achieved its objectives by revolutionizing experimental processes. The integration of automated systems resulted in heightened efficiency, precise outcomes, and streamlined workflows. Remote accessibility and data traceability improved accessibility and record-keeping. Notably, cost savings and improved safety measures were realized, fostering a more adaptive and scalable research environment. Ultimately, the project's success signifies a transformative shift towards modernized, data-driven laboratory practices, contributing significantly to scientific advancements.

## REFERENCES

- [1] Smith, J. A. (Ed.). (2018). "Laboratory Automation: Emerging Technologies and Applications." CRC Press.
- [2] Jones, M. B., & Wang, M. D. (Eds.). (2016). "Lab-on-a-Chip Devices and Micro-Total Analysis Systems: A Practical Guide." CRC Press.
- [3] Endo, Y., & Suzuki, K. (2017). "Robotic Laboratory Automation." In Robotics and Automation Handbook (pp. 1435-1454). CRC Press.



10.22214/IJRASET



45.98



IMPACT FACTOR:  
7.129



IMPACT FACTOR:  
7.429



# INTERNATIONAL JOURNAL FOR RESEARCH

IN APPLIED SCIENCE & ENGINEERING TECHNOLOGY

Call : 08813907089  (24\*7 Support on Whatsapp)