



# IJRASET

International Journal For Research in  
Applied Science and Engineering Technology



---

# INTERNATIONAL JOURNAL FOR RESEARCH

IN APPLIED SCIENCE & ENGINEERING TECHNOLOGY

---

**Volume:** 13    **Issue:** II    **Month of publication:** February 2025

**DOI:** <https://doi.org/10.22214/ijraset.2025.67118>

[www.ijraset.com](http://www.ijraset.com)

Call:  08813907089

E-mail ID: [ijraset@gmail.com](mailto:ijraset@gmail.com)

# Leveraging Data for Enhancing Predictive Analytics in Enterprise Decision-Making

Shailesh Chauhan<sup>1</sup>, Piyush Chauhan<sup>2</sup>, Gayatri Dudhat<sup>3</sup>, Rishabh Chauhan<sup>4</sup>

<sup>1</sup>Master of Science, University of Illinois Urbana-Champaign, USA,

<sup>2</sup>Master of Human Computer Interaction, Rochester Institute of Technology, Rochester, USA

<sup>3</sup>Masters of Computer Science, Rochester Institute of Technology, Rochester, USA

<sup>4</sup>Masters of User Experience, Arizona State University, Tempe, USA

**Abstract:** *Predictive analytics is critical in a data-driven business environment, which enables any organization to make proactive and well-informed decisions. The paper depicts a discussion on how enterprises can leverage predictive analytics in obtaining value-driven insights for enhancing decision-making processes. It provides a deep understanding of the different types of data, data engineering, and methodologies that enrich predictive modeling. Real-world applications and case studies from retail, health, and finance lead the role of predictive analytics in optimized operations to measurable business impact. Further, we discuss the challenges of scaling predictive analytics for real-time applications-data integration, model deployment, and ethical considerations. The paper concludes by looking at future directions in real-time processing, hybrid architectures, and the role of explainable AI in enterprise predictive analytics.*

## I. INTRODUCTION

### A. Context and Importance of Predictive Analytics in the Modern Business Landscape

In the information-driven economy, companies are faced with piles of data in endless dreams about customer interactions, purchasing behaviors, operational metrics, market trends, among others. Since this is so, unlocking this data for predictive purposes has gradually made predictive analytics one of the largest competitive differentiators across all industries due to giving organizations insights that directly power strategy and decision-making. Unlike traditional analytics, which is focused on describing what has taken place, predictive analytics enables companies to forecast what could happen in the future; in other words, it gives them an edge in a dynamic marketplace.[1]

Predictive analytics allows companies to move from reactive to proactive strategies in ways that are all the more valuable in high-stakes industries like finance, healthcare, and retail. Predictive models in finance identify credit risks, fraud, and future market trends. These models help healthcare organizations predict patient outcomes, optimize resource allocation, and personalize treatment plans. Predictive analytics, therefore, is of prime importance in demand forecasting, inventory management, and customer retention in retail. This power of predictive analytics enables a company to enable efficiency, improve customer satisfaction, and thereby enhance profitability.[12]

### B. Challenges and Objectives of the Study

Valuable as it is, predictive analytics has its challenges to consider, especially in implementation. Given the proliferation of data sources, complexity sets in when it comes to data integration, quality management, and scalability. For the emergence of accurate insights from predictive models, there is an urgent need for high-quality data that needs to be representative, clean, and complete. Integrating different data sources that can often be scattered at different levels of departments or housed within legacy systems calls for sophisticated data engineering approaches. There is also a growing need to scale analytics capabilities down to real-time data processing, with additional emphasis on ethical considerations regarding model transparency and fairness.[11]

The present work aims at an in-depth analysis of these problems, while attempting to provide a comprehensive roadmap for the effortless realization of effective predictive analytics in business environments. The paper charts the best route for businesses to exploit the fullest potential of predictive analytics by discussing best practices in data handling and advanced predictive methodologies, and by exploring real-world applications. Particular attention will be given to the technical aspects of model deployment, integration of data, and real-time processing. This study will further delve into the ethical use of predictive analytics, emphasizing the foremost tenets of transparency and nondiscrimination in models driving vital business decisions.[19]

### C. Scope of the Study and Methodological Approaches

Predictive analytics uses a wide range of statistical and machine learning methods fitted for various prediction purposes. This work explores the standard methods, from simple regression models and time series forecasting to advanced techniques in neural networks and ensemble learning. It investigates feature engineering, model validation, and performance metrics. Case studies from retail, healthcare, and finance illustrate how predictive analytics is applied in real-world contexts and demonstrate measurable benefits from the business perspective.[2]

This paper further looks at the technical infrastructure that goes with deploying predictive models at scale—a necessary component embracing cloud storage, data preprocessing, and deployment pipelines. It addresses a variety of challenges that concern managing data silos, ensuring model interpretability, and maintaining data security. Finally, it mentions emerging trends in shaping the future for predictive analytics: real-time analytics, hybrid cloud architecture, and Explainable AI. It enumerates their role in building ethical and transparent systems.[8]

### D. Key Contributions and Structure of the Paper

The aim of the paper is to add to the existing literature on predictive analytics by providing a structured framework for understanding and implementing predictive techniques within an enterprise setup. It is divided into several sections, with each section devoted to an important aspect of predictive analytics. First, it addresses the following:

- 1) *The Role of Data in Predictive Analytics*: What types of data, data quality, and data integration techniques are necessary for building accurate predictive models?.
- 2) *Methodologies for Improving Predictive Analytics*: In-depth discussion of various machine learning algorithms and statistical techniques being used in predictive modeling.
- 3) *Technical Implementation of Predictive Models*: Deep dive into the data engineering and infrastructure required to deploy predictive models at scale.
- 4) *Challenges in Scaling Predictive Analytics for Enterprises*: An overview of the main challenges businesses are facing to scale predictive analytics, including data silos, real-time processing, and model transparency.
- 5) *Case Studies and Real-World Applications*: Some examples of predictive analytics applied to retail, healthcare, and finance, including how it delivers value and operational efficiency.
- 6) *Future Directions*: A forward-looking view at the evolution of predictive analytics, including trends such as real-time processing, hybrid architectures, and the introduction of XAI in predictive models.

Based on this, the research study will undertake each aspect in detail and present a full guide for businesses willing to use predictive analytics as a strategic asset. The insights will be such that they cater to modern data-driven decision-making. Concluding the paper, the advantages of predictive analytics will be summarized, and actionable steps for organizations to address the technical and ethical challenges involved will be proposed.

## II. THE ROLE OF DATA IN PREDICTIVE ANALYTICS

Data is the backbone of predictive analytics, and any major input will directly relate to model accuracy, relevance, and overall utility. In enterprise environments, data sources are big and complex in nature, ranging over transactional records, user interactions, operational metrics, and external market data. Each different type of data needs to be managed effectively, with various insights brought into the predictive model. Besides that, data quality and integration form the backbone of any reliable prediction; data management, therefore, becomes a very critical component of any predictive analytics effort.

### A. Key Data Types in Enterprise Systems

- 1) *Transactional Data*: In other words, transactional data represents information about the fundamental characteristics relating to the firm's operations, such as sales, purchases, and financial transactions. This type of data has broad applications in industries related to retail, finance, and logistic issues that require proper demand forecasting and estimates of revenues. For example, Walmart, one of the largest retailers in the world, relies on the transactional data from Point of Sale terminals to make predictions about the consumers' demand, maintenance of an effective inventory system, and evasion from stockouts. It will also help in identifying the trends of customer purchases to develop focused marketing and dynamic pricing with a view to maximizing customer satisfaction along with profitability. [13]



- 2) *User Interaction Data*: Digital footprints from user interaction include clickstream data, browsing behavior, and metrics on how applications are used. This type of information is very helpful to understand consumer preference and customize product recommendations for better user experience. In other words, information collected regarding the general pattern of people interacting with web pages will help online platforms like Amazon and Netflix to arrive at recommendations in a personalized way that enhances user retention and engagement. For instance, Netflix relies on the user's viewing history in recommendations of content that aligns with their preferences, enhancing customer loyalty and enabling better stickiness in the platforms.[14]

#### B. *Quality and Relevance of Data*

Data quality and relevance are the central things required for any predictive model's accuracy. Poor data quality, as defined by errors, inconsistencies, or even incompleteness of values, leads to biased predictions and unreliable insights into the business. For example, erroneous data in clinical environments can lead to wrong predictions on patient outcomes and may put patient safety in jeopardy. Therefore, these organizations use different data quality frameworks that include processes related to validation, cleansing, and normalization of data.[9]

#### C. *Data Collection and Integration*

Data integration is one of the serious challenges in enterprise contexts because information often becomes fragmented across several departments, or it becomes stored in different systems that are not compatible with others. This fragmentation massively throttles the scope of predictive analytics and keeps perspectives on operations somewhat obscure. In overcoming these challenges, data integration techniques used by enterprises compile all kinds of data in one place, facilitating overall analysis and in-depth insights.[3]

### III. APPROACHES TOWARDS BETTER PREDICTIVE ANALYTICS

Predictive analytics involves using statistical, machine learning, and deep learning techniques to come up with insights from data. These techniques differ in their suitability for types of predictions and business objectives. Choice of methodology is so important to ensure that predictive models achieve accuracy, interpretability, and scalability. This section considers some common methodologies: traditional statistical models, machine learning algorithms, deep learning techniques, and ensemble methods. [17]

#### A. *Classic Statistical Models*

- 1) *Regression Analysis*: Regression analysis models the relationship between independent and dependent variables; thus, it is ideal for continuous outcome predictions like sales revenue, demand forecasts, customer spending, etc.[15]
- 2) *Time Series Analysis*: Time series analysis is conducted on variables dependent on time-series data, such as stock price, weather conditions, seasonal demand patterns, among others. ARIMA or Auto-Regressive Integrated Moving Average models are popular for the analysis and forecasting of trends that time-dependent data depict.
- 3) *Survival Analysis*: It is used for estimating the time an event is most likely to happen. This could be equipment failure, patient recovery, or loan defaults. Such analysis provides firms with knowledge of risks and the duration that may occur before the risk actually happens, therefore allowing them to plan and strategize well in advance. An insurance company can apply survival analysis to estimate the policy lapse. Such estimations could allow the company to retain customers.[5]

#### B. *Machine Learning Algorithms*

- 1) *Classification Techniques*: Classification algorithms are essential for predicting categorical outcomes, such as customer churn, fraud detection, and loan approval. Common algorithms include decision trees, support vector machines (SVMs), and random forests.[2]
  - *Decision Trees*: In decision trees, decision rules are modeled as a tree-like structure based on feature values. They find applications in target marketing and credit rating.
  - *Random Forests*: These are methods for enhancing model predictive performance and reducing overfitting by generating multiple decision trees and then combining the decisions. Such algorithms can be applied in finance for identification of high-risk customers from historical transaction data.
  - *Support Vector Machines*: Used for classification problems in binary classes. Taking the example of fraud detection, finding the most efficient hyperplane that separates different classes is done in SVM. The predictions it gives on well-separated classes' cases are very robust.[6]

- 2) *Clustering Algorithms*: Clustering is a segment of unsupervised learning which segregates similar data examples into clusters. Some popular applications for clustering include customer segmentation, market analysis, and the identification of anomalies.
  - *K-Means*: In the K-means approach, every data point becomes labeled with the nearest centroid in its K cluster. Retail companies use K-means customer segmentation to divide customers based on similar buying behavior and send personalized offers to customer segments accordingly.
  - *Hierarchical Clustering*: Unlike K-means, this forms a tree of clusters. Hierarchical clustering is useful for highlighting subgroups within the dataset. In bioinformatics and genetics, it finds clusters of similar gene expressions.
- 3) *Ensemble Learning*: Ensembling methods put together lots of machine learning models for higher predictive accuracy and lower errors. Popular ensemble learning techniques include bagging, boosting, and stacking.
  - *Bagging*: It involves the training of many models on various data subsets and taking an average of the prediction. Random forests are one of the very popular applications of bagging on decision trees that help increase robustness in noisy data environments.
  - *Boosting*: Boosting techniques like XGBoost and AdaBoost build their predictions iteratively, improving on previous versions' errors. In credit scoring, boosting techniques help enhance the accuracy of the models by refining the predictions against high-risk customers.
  - *Stacking*: Stacking means making a combination of diverse model outputs. Most often, a weak learner is combined with a strong learner. This is useful in such cases where the patterns of data are hugely complicated and models can use their unique strengths to make more holistic predictions.

#### C. *Neural Networks and Deep Learning*

- 1) *Feedforward Neural Networks (FNNs)*: FNNs probably represent some of the simplest modifications of neural networks, which include input, hidden, and output layers. They find broad applications in image recognition and simple classification tasks. A typical example is that all the feedback from customers will be classified as positive, negative, or neutral feelings by FNNs, thus helping them optimize customer service.[3]
- 2) *Recurrent Neural Networks*: Most of the time, RNNs perform well for sequential data. Because of this, more or less, LSTMs have become the norm to execute any sort of time series analysis, like demand forecasting in retail or time series prediction of stock market trends. RNNs remember information for sequences and thereby make it possible to learn complex temporal dependencies that help in making predictions given past observations.
- 3) *Convolutional Neural Networks*: While CNNs are for image processing, they find quite a number of applications in structured data problems, especially in performing predictive maintenance and recognizing patterns. For example, CNNs might find anomalies in manufacturing data, pinpointing faulty machinery or pending maintenance since such failures can be predicted prior to failure events.[9]
- 4) *Autoencoders*: Autoencoders are neural networks used in unsupervised learning. They work on anomaly detection and dimensionality reduction. Autoencoders find their application in fraud detection within the banking industry by determining a pattern not within the normal behavior of an application. In having the capability to locate unusual patterns, it further strengthens fraud detection systems. Additionally, autoencoders decrease data complexity; hence, large high-dimensional datasets become simpler to analyze.

#### D. *Model Optimization and Validation*

So, tuning, validation, and monitoring are very crucial to make sure that models will be able to actually supply predictions with a high degree of accuracy. Model optimization includes cross-validation, tuning hyperparameters, and methods of regularization improving model performance and thus preventing overfitting.

- 1) *Cross-Validation*: Cross-validation, especially k-fold cross-validation, tests a model against subsets of data in order to provide more robust estimations. E-commerce recommendation algorithms are based on cross-validation in order to ensure the same accuracy for the most diverse groups of customers.
- 2) *Hyperparameter Tuning*: Model-specific settings or so-called hyperparameters play an important role in how algorithms behave and perform. Techniques in the lines of Grid Search and Bayesian Optimization will tune the hyperparameters so that models can do better on predictive accuracy. In time series forecasting, model parameters such as seasonality and trend tune well for its betterment to time data pattern alignment.[16]

- 3) *Regularization*: L1 -Lasso and L2 -Ridge among other regularization techniques penalizes the model's complexity to prevent it from overfitting. The predictions are thus more generalizable. In healthcare, regularization enhances model robustness in predictive diagnostics, where one is sure that the predictions will generalize well onto a new patient data.[15]
- 4) *Validation Metrics*: The different metrics, like MAE, RMSE, and F1 Score, describe quantitatively the performance of the model and give indications of the model's changes. Such metrics are essential to watch for maintaining predictive accuracy and detecting drift over time. For instance, a health care provider will be using predictive models to forecast outcomes for patients; thus, metrics such as RMSE will be observed to make sure that models maintain accuracy in dynamically changing clinical environments.

#### E. Feature Engineering and Selection

Feature engineering notably augments model performance by creating new variables from the raw data. Feature engineering entails transforming the existing variables into newer formats, the selection of relevant features, and creating derived metrics that enhance the predictive power of a model.

- 1) *Feature Transformation*: Logarithmic transformations and polynomial expansions are some of the techniques for capturing the nonlinear relationships among data. Suppose, in a case study for financial risk analysis, where the income level of an individual is a major variable to determine the probability of default on a loan amount. The diminishing effect of income on loan default probability will be captured through the logarithm value of the variable.[8]
- 2) *Feature Selection*: This feature selection, especially in high-dimensional datasets, decreases model complexity and enhances interpretability. Methods include Recursive Feature Elimination and Principal Component Analysis to identify the most predictive variables. In telecommunication, this feature selection brings down key indicators of customer churn to the essence, since it would concentrate on the most effective factors in retention strategies.
- 3) *Interaction Effects*: The interaction terms between variables unravel compound effects that might not be possible by individual features. In retail, the interaction effects of product price and customer loyalty can show how price sensitivity varies across loyal customers versus new shoppers.[6]

### IV. PREDICTIVE MODELS-TECHNICAL IMPLEMENTATION

At scale, predictive models require well-grounded technical infrastructure to ensure that data flows in, the models act optimally, and the predictions stay accurate for long. The technical implementation of predictive analytics has several steps, such as data engineering, model training, model deployment, and continuous monitoring of models. Each one of these aspects has different requirements and different challenges when considering enterprise settings with large datasets, real-time analytics, and across-department data integration.

#### A. Data Engineering

Data engineering is a preliminary step for predictive analytics wherein raw data is prepared and transformed into a clean, structured format amenable to analyses. The better the data engineering framework, the more superior the predictive models are, since the bases on which these predictive models emanate would have already been cleaned and standardized to a high quality.

- 1) *ETL Pipelines*: ETL stands for Extract, Transform, and Load; it is automated data movement from multi varied sources into a central repository. It consists of three stages in the ETL cycle, including the following:
  - **Extraction**: In Jitterbit, data is pulled out from transactional databases, CRM systems, and external APIs.
  - **Transformation**: The data is cleansed, normalized, and set out in a structured manner so that it would be compatible across systems.
  - **Loading**: Loading the data into a data warehouse or a data lake, where it may be accessed by predictive models. Examples will include Amazon Redshift, Azure Data Lake, and Google BigQuery.

Fundamentally, automated ETL pipelines minimize manual handling of data and reduce occurrences of errors by maintaining data in uniform format across all sources. For example, in e-commerce, all the customer interaction information, sales, and inventory are integrated using an ETL pipeline into one single repository for correct demand forecasting and analysis of customer behavior.

- 2) *Data Storage Solutions*: Scalable data storage solutions like Amazon S3, Google Cloud Storage, and Microsoft Azure Blob Store host big datasets. Thus, these platforms also support on-demand storage, with computational powers for data processing and analytics. For instance, retail companies use cloud storage to store high-frequency transactional data. In this way, predictive models will always have the latest data to make real-time decisions.

- 3) *Data Preprocessing*: Data preprocessing encompasses the cleaning, normalization, and transformation of data to make the models more performant. Typical data preprocessing steps include dealing with missing values, outlier detection, and feature scaling or normalization of numerical variables within a common range. Preprocessing of healthcare data ensures that predictive models for patient diagnosis will be done on consistent and correct data, an aspect so critical in maintaining high accuracy for sensitive applications.

#### B. Model Training and Validation

Training of the model is done in the course of learning to identify patterns from data. The processes involve picking the best algorithm, tuning of hyperparameters, and model validation to ensure its reliability on new or unseen data.

- 1) *Model Training Techniques*: The model's training depends on the use of methods such as cross-validation, where the division of the dataset is made in two parts, one for testing the model's performance. For example, in k-fold cross-validation, data is divided into k subsets where it is trained on k-1 subsets and validated on the remaining subset. This is performed numerous times to ensure overfitting is low, especially in areas such as finance, where predictive models scan highly variable data of stock prices.
- 2) *Hyperparameter Tuning*: These are parameters whose settings determine the model behavior. The optimization of these is very crucial in improving the accuracy of any model. It's done using techniques such as Grid Search and Random Search. For instance, when time series forecasting has been carried out, hyperparameters are tuned to seasonality. This makes it more elegant in modeling cyclical variation, hence making each forecast even more accurate, say, monthly sales forecasts.
- 3) *Feature Engineering and Selection*: Effective feature engineering, by selecting and transforming relevant variables, provides great improvement in model performance. For instance, predictive maintenance may involve creating features from sensor data, such as temperature trends and levels of vibration in a machine, which are critical indicators for possible equipment failure. Techniques like Recursive Feature Elimination and Principal Component Analysis reduce data complexity by bringing the model to focus on those features that will be most impactful.
- 4) *Validation Metrics*: There are quite a number of validation metrics that will be essential in assessing model adjustments to ensure that reliable predictions are achieved, such as MAE, RMSE, and F1 Score. In health, the models projecting the rate of readmission of patients use RMSE to track the accuracy of the models with adjustments to enhance predictive performance, thus helping attain better results in patient outcomes.

#### C. Deployment of Predictive Models

Once trained and validated, a model is taken to the next stage, into production, in which it makes predictions on live data. This step mainly involves the setup of infrastructure needed to update models, versioning, and integration with other business applications.[17]

- 1) *Deployment Pipelines*: Deployment pipelines manage and automate the integration of predictive models into production. Automated testing, version control, and continuous monitoring by means of the CI/CD framework, including Jenkins, GitLab CI/CD, and GitHub Actions, ensure seamless model deployment in production. These pipelines update the demand-forecasting models of CI/CD on time in retail so that their efficiency is not affected by volatile market conditions.
- 2) *Real-Time vs. Batch Processing*: Predictive models can be run either in real-time or batch mode, depending on the application requirements. Real-time processing utilizes streaming data platforms like Apache Kafka to enable predictions to happen immediately as soon as an observation comes in. This is highly useful in fraud detection applications whereby financial institutions track transactions in real time in order to catch and suppress suspicious activities. In contrast, batch processing updates the predictions at periodic intervals, which will be appropriate to use in use cases such as monthly revenue forecasting. [11]
- 3) *Model Versioning*: Model versioning ensures that businesses are able to track changes, easily roll back to previous versions, and compare performance metrics from one point in time to another. Tools such as MLflow and DVC allow model versioning, hence giving the enterprise a view of what new data or adjustments within the algorithms would be able to do to model accuracy. Model versioning happens to find a perfect use case in healthcare, where any updates to such models need comprehensive testing before being placed into production so as not to affect patient care inadvertently.
- 4) *Cloud Platforms for Model Hosting*: Examples of cloud platforms are AWS SageMaker, Google AI Platform, and Microsoft Azure ML. These platforms host predictive models on scalable infrastructure. The support of real-time inference and model management allows models to stay fresh and relevant to current business needs. For instance, predictive models on the cloud can now personalise customer recommendations in real time as changes in user behaviour and preferences are happening.



#### D. Model Monitoring and Maintenance

Ongoing monitoring and maintenance are important for predictive models to retain their accuracy and relevance in the long term. Models deployed to production are vulnerable to data drift, which affects model performance due to changes in the characteristics of the input data. Effective monitoring detects this drift early, offering organizations an opportunity to retrain or adjust models as needed.

- 1) *Performance Monitoring Tools:* These are tools used to track key metrics like accuracy, precision, recall, latency, and so on. In fraud detection, for instance, the monitoring tool tracks false positive and false negative rates as a way of keeping the model 'tuned-in' to fraudulent transactions without causing extra work for the legitimate user. Tools like Datadog, Prometheus, and Grafana offer immediate insight into model performance and thus enable timely interventions.
- 2) *Drift Detection:* Data drift refers to changes in data distributions, which affect the accuracy of a model. Concept drifts are important for models because changes in the relationship between the input features and predictions can seriously affect model performance. Statistical tests, such as the KS-Test for data distributions, are among several techniques used in determining the schedule for model retraining as a means of ensuring that drift is detected and mitigated and models remain relevant. In finance, this is very critical for risk assessment models, which have to be retrained regularly because markets are volatile.
- 3) *Model Retraining and Updates:* Retraining models with new data prevents a degradation in the accuracy of the models. One can retrain at regular intervals or via triggers using concepts of drift detection to maintain model performance. For instance, in manufacturing, a predictive maintenance model might have to be periodically retrained to adapt to aging machinery, thus keeping the predictions reflective of true equipment conditions.
- 4) *Explainability and Transparency:* Model interpretability techniques like LIME and SHAP allow for more transparent explanation of model predictions. This becomes essential in regulated industries like financial and healthcare, where stakeholders need to understand model decisions explicitly to make sure that different regulations are complied with. In health care, for example, SHAP lets clinicians explain the risk prediction about patients and make clinically informed and transparent decisions for patient care.

### V. CHALLENGES TO SCALING PREDICTIVE ANALYTICS FOR ENTERPRISES

While predictive analytics confers considerable benefits, scaling predictive analytics across enterprise environments normally presents some unique challenges, which usually come in the form of technical, organizational, and ethical. These need to be considered if it is to be assured that the outputs from predictive analytics provide regular insights in value. Therefore, this section investigates some key challenges, including data silos, real-time processing, model interpretability, and ethical considerations.

#### A. Data Silos and Integration

Data silos are among the main barriers to scaling predictive analytics in large organizations. Silos form when data is kept in separate stores across departments or systems, and access is not open to a complete enterprise-wide view. If the data is not integrated, then the predictive models will not have comprehensive information on which to base their actions, and their precision and impact are lower. For example, in retail, the data from marketing may be in a silo from sales and customer service data, preventing a holistic view of customer behavior and diminishing the likelihood of personalized recommendations. [1]

- 1) *Legacy Systems and Compatibility Issues:* A lot of organizations have legacy systems that are unable to work with modern data infrastructure. Such systems lack interoperability, meaning it's challenging to integrate the data across departments. All such partial solutions, APIs, and middleware solutions bridge those gaps but then require serious development and customization. In the banking industry, proper customer segmentation and risk assessment require integration of core banking data with mobile applications and CRM platforms.
- 2) *Data Integration Tools and Solutions:* Technologies such as data lakes and data warehouses represent data consolidated from various sources at the center. Data integration platforms like Apache Nifi and MuleSoft further enable the flow of data between systems. To that end, such solutions reduce data silos, enabling organizations to pool information together for holistic analyses. In healthcare, multiple data integration tools combine patient records from various departments within a hospital. This can provide a single dataset that feeds predictive models for diagnosis and treatment plans.[13]

#### B. Real-Time Analytics and Data Processing

Real-time data processing has therefore become extremely critical as organizations' reliance on predictive analytics for immediate decisions further increases. Companies respond dynamically to market changes, fraud is detected when it happens, and operations



are optimized immediately using real-time analytics. Due to the characteristics of high velocity, delays in processes, and continuous model updates, there are many challenges associated with real-time predictive analytics.[15]

- 1) *Data Ingestion and Latency*: The necessity for speed in ingesting data from multiple sources and streams brings in the necessity of fast data ingestion tools such as Apache Kafka and Amazon Kinesis, which process data in real time. That can allow low latency in the processing of data, thus feeding predictive models with the latest information. As in e-commerce, dynamic pricing by adjusting to demand fluctuations using real-time data ingestion allows revenue growth and customer satisfaction.[16]
- 2) *Infrastructure Requirements*: Real-time analytics requires scalable infrastructure that can handle a high volume of data in real time with zero latency. Edge computing-transactions are processed nearer to the source of where data originates-reduces delays in transmission and can process real-time analytics even from the most remote locations. Edge computing finds wide applications in manufacturing-for example, using predictive maintenance models that need streaming sensor data to predict equipment failures and avoid any shutdowns.

### C. Model Interpretability and Trust

Among the major challenges in predictive analytics, some of the top issues seem to deal with interpretability of the models, in particular complex machine learning models, such as deep neural networks. These black-box models make the decision processes opaque and doubt decisions by other stakeholders. Most sensitive sectors are finance and healthcare, where the non-interpretable decisions of models can lead to life or financial outcomes.[19]

- 1) *Explainable AI (XAI) Techniques*: XAI techniques using LIME and SHAP provide insight into how models make a certain prediction. LIME generates simple explanations by approximating the model locally around a prediction, while SHAP calculates the contribution of each feature to the prediction. These XAI techniques will be instrumental in health care for clinicians to understand the prediction about patient risk made by AI and build trust in diagnosis assisted by AI.
- 2) *Regulatory Compliance and Transparency*: Different regulatory bodies have made it compulsory that decision-making processes should be transparent, especially when predictive models would be used in critical applications such as lending and hiring. For instance, the European Union's General Data Protection Regulation insists on an individual's right to understand automated decisions affecting their lives. An organization should ensure its predictive models support these regulations by either using interpretable models or applying XAI techniques to clarify the black-box decisions.[20]

### D. Ethical Considerations and Bias

If not carefully designed and monitored, predictive models inadvertently pick up biases leading to discriminatory outcomes. This is particularly worrying when models fall into applications such as hiring, lending, and law and order, since biased predictions may propagate inequality at different levels.

- 1) *Methods for Detection and Mitigation of Bias*: The different ways in which bias is handled by organizations include fairness audits, balancing data, and adjusting algorithms. Fairness audits entail the analysis of model outputs across demographic groups to check for disparities. In financial services, for example, fairness audits ensure that credit scoring models do not discriminate against particular groups due to their gender, ethnicity, or socioeconomic status. [18]
- 2) *Inclusive Data Collection and Diversity in Teams*: Diversity in datasets and teams will help reduce bias to a minimum. Inclusive data collection is basically collecting data representative of the actual population of interest. Moreover, it contributes to the various ways biases may be found and fixed in the design process through diverse development teams. For example, an inclusive team working on face recognition technology may point out biases regarding skin tones that homogeneous teams will miss.

### E. Scalability and Computational Resources

The scaling up of predictive models to enterprise applications requires considerable computational resources; in particular, when the datasets are big and the algorithms are complex. As model complexity increases, so do hardware and processing demands proportionately, often beyond the threshold at which high-performance computing or cloud infrastructure becomes mandatory.

- 1) *Hardware and Cloud Computing*: Scalable infrastructure in cloud platforms, such as Amazon Web Services [AWS], Google Cloud Platform [GCP], and Microsoft Azure, can support big volumes of data and complex computations. These cloud-based resources present organizations with the opportunity to execute voluminous predictive models without requiring any capital investment in on-premise hardware. For instance, in the banking industry, the cloud infrastructure will permit high-frequency trading models where latency or speed of computation is vital for results.[6]

- 2) *Cost Management and Optimization:* Predictive analytics scaling involves major costing on storage, computational resources, model maintenance, among other processes. Therefore, several cost management approaches, including resource scheduling and serverless architecture, become very relevant to the organizations concerned. Serverless computing automatically does the deployment of resources when demand changes, reducing costs by eliminating the use of always-on infrastructure. Apart from that, the organizations make their costs optimal by deploying the models in certain selective areas where they have the most value, including high-risk fraud detection models deployed in finance.

## VI. FIELD APPLICATIONS AND CASE STUDIES

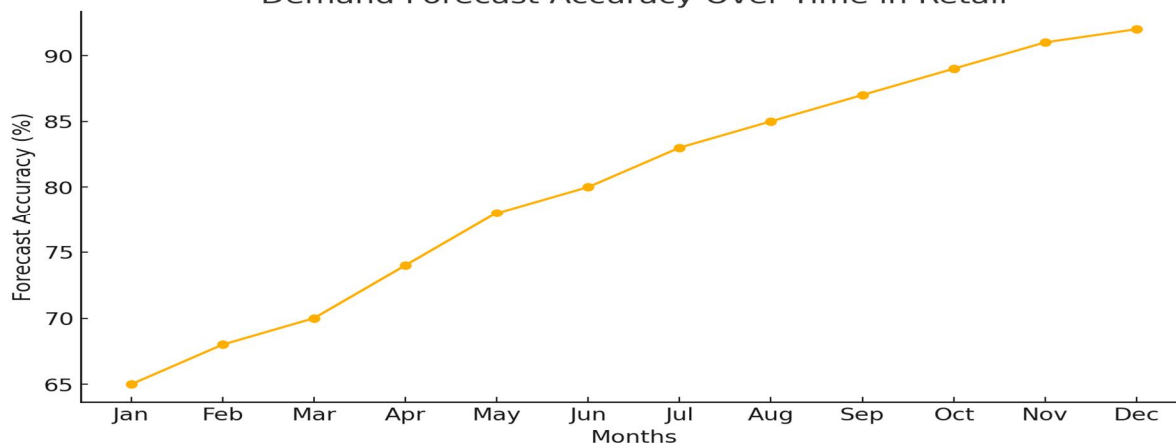
Predictive analytics heralds a sea change in business operations by providing actionable insights that drive efficiency, improve customer satisfaction, and ensure profitability. The section includes case studies from retail, healthcare, and finance, each demonstrating how predictive analytics optimizes operations, reduces costs, and improves decision-making. We discuss below some real-world applications with an emphasis on practical benefits of predictive analytics and its potential to create measurable business impact.

### A. Retail: Demand Forecasting and Inventory Optimization

This is quite a big challenge for retailers in managing their inventories and forecasting demand fluctuations that take place with consumption behavior, seasonal trends, and other exogenous variables, all of which are driven by economic conditions. Predictive analytics responds to the challenge by analyzing historical sales data, market trends, and customer demographics to produce accurate demand forecasts.[16]

- 1) *Demand Forecasting at Walmart:* Walmart, being one of the leaders in retail, uses predictive analytics to predict customer demand in order to optimize its inventory level. By analyzing historical sales data with data regarding local events, including weather forecasts, Walmart's predictive models forecast demand for certain merchandise at certain locations. In advance of hurricane season, Walmart's models predict increases in the demand for basic items such as bottled water, batteries, and flashlights and position merchandise in regions affected by hurricanes before the hurricanes hit.
  - *Results:* The demand forecasting models at Walmart have reduced stockouts and excess inventory by a great margin, as a result saving the firm millions of money meant for storage and logistics. Inventory levels that have been optimized will further enhance customer satisfaction, wherein availability ensures customers can have products when they need them, hence contributing to Walmart's reputation for reliability and convenience.

Demand Forecast Accuracy Over Time in Retail



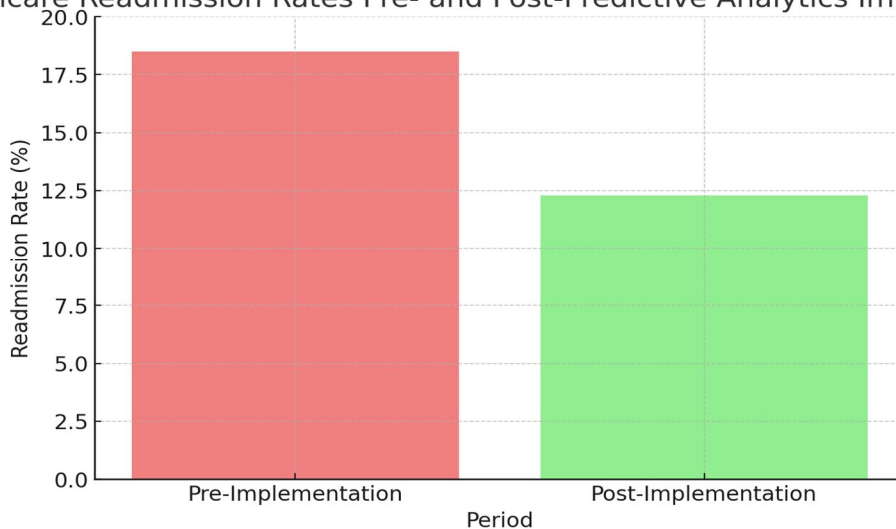
- 2) *Inventory Management at Amazon:* Amazon deploys predictive models in order to forecast demand and maintain the inventory throughout its extensive distribution network. The models of Amazon anticipate which items would be high in demand, mainly based on customer buying trends and seasonality, and adjust the stock accordingly. In this way, this will limit the need for last-minute procurements and cut the lead times to the minimum.
  - *Outputs:* Predictive inventory management at Amazon reduces waiting for customers, increases customer satisfaction, and optimizes storage cost. Precise demand forecasts have played their role in making Amazon's Prime program successful, where fast and reliable delivery has been the differentiator.

**B. Healthcare: Predictive Models for Patient Care**

Predictive analytics is very important in healthcare to achieve better patient outcomes through proper resource utilization and optimization of operational performance. The predictive model interprets data about patients' records, diagnosis, and treatment history to come up with perceptions of health risks and inform clinical decisions.

- 1) *Cleveland Clinic Readmission Prediction Model:* Cleveland Clinic utilizes predictive analytics to keep its rate of hospital readmission low, which is a critical metric that affects patient outcome and health-care cost. The clinic model makes use of data mining from patient demographics, medical history, and details of treatment in order to determine the possibility of the patient getting readmitted within 30 days from the date of discharge. High-risk patients are given additional follow-up care and resources to avoid complications and ensure continuity of care.
- *Findings:* The Cleveland Clinic's aggressive identification of high-risk patients has proactively reduced readmission rates for the purpose of patient outcomes and reduced congestion of facilities. Savings in the millions are reduced through penalties and reimbursement losses directly tied to readmission rates, while patients appreciate reduced chances of revisiting the hospital.

Healthcare Readmission Rates Pre- and Post-Predictive Analytics Implementation

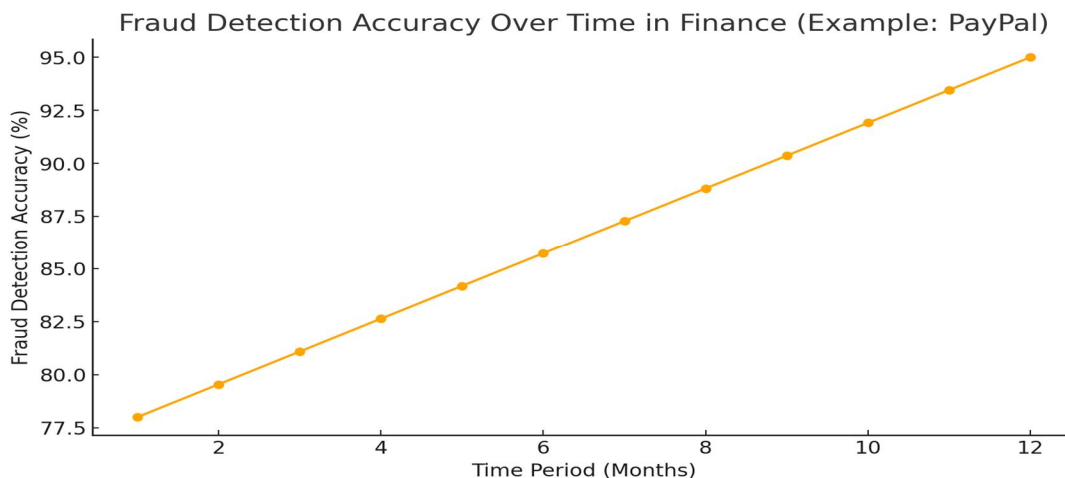


- 2) *Kaiser Permanente's Chronic Disease Management:* Kaiser Permanente applies predictive analytics to track patients with chronic diseases, such as diabetes and heart failure. Kaiser's modeling, based on patient lab results, medication adherence, and lifestyle data, identifies those patients whose disease is likely to progress and makes personalized recommendations for interventions.
- *Results:* Kaiser Permanente uses predictive analytics to identify problems early and provide efficient care, thus avoiding costly procedures later on. Patients maintain better health management while being hospitalized less. The care provider optimizes resources by paying more attention to prevention rather than treatment.[15]

**C. Finance: Fraud Detection and Risk Assessment**

Financial institutions use predictive analytics to minimize risk due to fraud by making informed data-driven lending decisions. Predictive models analyze transactional data, customer profiles, and external financial indicators for suspicious activity and credit risk.

- 1) *Fraud Detection System at PayPal:* PayPal deploys predictive models in the identification and prevention of fraud to save clients from unauthorized transactions. On detecting the pattern of transactions, user behaviors, and devices used, the model defines unusual activity that could point toward fraud. The system flags high-risk transactions for further investigation or blocks such transactions completely to prevent a potential loss.
- *Results:* As a result, predictive fraud detection has drastically reduced the fraud rates at PayPal, which saved the company millions in potential losses and earned greater customer trust. On top of this, real-time fraud prevention helps improve the user experience through lessened false positives, allowing legitimate transactions to process without interruption.



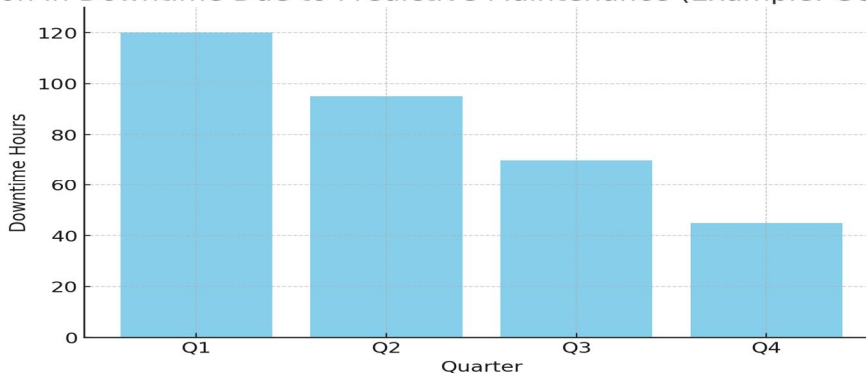
- 2) *Credit Risk Assessment by JPMorgan Chase:* With predictive analytics, JPMorgan Chase assesses the credit risk and makes an appropriate decision on lending. According to the model, several factors are analyzed from credit history, employment status, and other debt-to-income ratio for predicting default risks. With such data, the bank accepts loan applications, sets interest rates, and formulates lending policies that keep a proper balance between profitability and effective risk management.
  - *Outputs:* The credit risk model from JPMorgan Chase provided key outputs by minimizing loan defaults through the bank by optimizing credit offerings and increasing the quality of the loan portfolio. Since the analysis of the underlying risk is done well, it does not only secure the financial stability of the bank but in turn offers credits to a broader range of customers to increase the growth prospects for the lending market.

*D. Manufacturing: Predictive Maintenance and Quality Control*

Predictive analytics enhanced operational efficiency in manufacturing through the anticipation of equipment failures and, therefore, optimization of its maintenance schedules. Predictive models analyze sensor data from machinery, like temperature, vibration, and pressure, to identify early signs of wear and tear that could lead to costly breakdowns and production downtime.

- 1) *General Electric's Predictive Maintenance:* General Electric, or as it is more popularly known, GE, deploys predictive analytics into the monitoring of its machinery and equipment. These include jet engines and wind turbines. The Predictive Maintenance model by GE processes sensor data emanating from its various assets to identify anomalies in signals that indicate possible failures. This allows GE to plan maintenance ahead of time and avoid further damage, reducing overall equipment downtime and prolonging asset life.
  - *Results:* The predictive maintenance strategy has reduced the cost of maintenance in the case of GE, helps reduce unplanned downtimes, and results in better equipment reliability. With Predictive maintenance, GE also sells Predictive analytic services to its customers and provides valuable insights to the customer that help optimize operational efficiencies while reducing maintenance spend.

Reduction in Downtime Due to Predictive Maintenance (Example: General Electric)





- 2) *Siemens Quality Control in Manufacturing*: Siemens employs predictive analytics in quality control tests to detect potential defects from the line of production. Analyzing sensor data and quality checks, models from Siemens predict probable defects, enabling corrective action on the move. This method avoids waste, increases product quality, and improves customer satisfaction.
- *Outcomes*: Predictive quality control at Siemens has led to lowering the defect rate while decreasing rework and waste, thus raising overall production efficiency. All these good points contribute to saving costs and will further help Siemens maintain prestige with high-quality products-especially those where precision and reliability are crucial-as in the industries of automotive and electronics.

## VII. DISCUSSION AND ANALYSIS

Case studies in retail, health, finance, and manufacturing point to the transformative power of Predictive Analytics across industries. Predictive models can thus enable organizations to take proactive decisions and optimize operations for quantifiable results in their KPIs. This section provides a more general analysis of these applications by focusing on which factors prove significant in successful predictive analytics implementations and explores various challenges that enterprises may face. We also use experiences from these industries to elaborate on best practices, ethical considerations, and future opportunities.

### A. Key Success Factors in Predictive Analytics

From the case studies, the successful deployment of predictive analytics seems to depend on the following:

- 1) *Data Quality and Integration*: High-quality integrated data is the backbone of predictive accuracy. Walmart and Amazon use a wide range of different datasets to enhance their demand forecasting capabilities. Meanwhile, scalable cloud infrastructures-amazon's real-time inventory management and General Electric's predictive maintenance-can handle seamless amounts of data with no restraint from on-premises.
- 2) *Real-time Analytics*: These are required when immediate decisions are to be taken-for instance, fraud detection at PayPal and dynamic pricing in e-commerce. These analytics improve responsiveness, operational efficiency, and customer satisfaction.
- 3) *Cross-functional Collaboration*: Most of the truly impactful predictive analytics requires crossing organizational boundaries. At Kaiser Permanente, for instance, the health care, IT, and administration teams combine clinical, demographic, and behavioral data to align predictive insights with organizational objectives.

### B. Predictive Analytics: Challenges in Implementation

There are a number of key challenges to effective scaling for predictive analytics within an enterprise:

- 1) *Data Silos and Fragmentation*: Most large organizations have fragmented departmental data, as in the case of finance, where the risk assessment models lack complete data. In this regard, robust integration is very much essential, like ETL pipelines that encourage sharing data.
- 2) *Interpretability and Transparency*: Deep models have issues in terms of interpretability, and even techniques like LIME and SHAP serve only partial transparency for deep models. Fully transparent algorithms are a must for regulated sectors like finance. Also, model bias gives rise to social injustices and must be resolved by means of bias detection, inclusive data, and finally compliance with necessary regulations such as the General Data Protection Regulation.
- 3) *Resource Intensity*: Predictive analytics require huge investments in data, infrastructure, and people. While cloud solutions offer some cost reduction, organizations should still focus on key high-impact applications that ensure better utilization of resources.

### C. Key Lessons and Best Practices

The case studies provide insight into some best practices that organizations can adopt to maximize effectiveness in predictive analytics:

- 1) *Focus on Data Quality and Governance*: For predictive accuracy, high-quality data is a must. Organizations should fix MDM in place as part of data governance frameworks to standardize the collection of data for maintaining quality. Stronger data governance practices, where data accuracy has a direct influence on decision-making, include retail, healthcare, and finance that will lead to improved model reliability and confidence among stakeholders.
- 2) *Explainability in Sensitive Application Areas*: Variants of these applications are necessary to ensure explainability in healthcare, finance, and other regulated industries. Enterprises are adopting transparent, explainable AI solutions at an incredible pace-such as SHAP-based insights in healthcare-operating at the frontiers of embedding trust into predictive decisions. Where a black box is to be used, supplement this with a post-hoc interpretability method to have a correct explanation for the predictions that justify the decision to the regulatory body.

- 3) *Model Development should be Diverse and Inclusive*: Organizations should focus on diversified sources of data for model development and a multifunctional team approach. An inclusive approach to the collection of data involves diversified perspectives, each of which plays an important role in identifying and reducing bias. As observed in healthcare and finance, inclusive practices lower the risk of biased outcomes and make predictive analytics serve a wide equitable base of users.

#### D. Future Opportunities in Predictive Analytics

The future of predictive analytics is brilliant, assisted by the growth of technology and demand for real-time decision-making. The following opportunities are likely to shape the evolution of predictive analytics in enterprise applications:

- 1) *Real-time Predictive Analytics*: Ingestion and processing of real-time data shall further extend the integration, especially in vertical industries that demand decision-making within split seconds, such as financial and e-commerce. Real-time analytics will allow the organization to change prices dynamically, identify fraud, and manage inventory, thereby increasing its responsiveness towards changes in the market.
- 2) *Hybrid and Cloud-Based Architectures*: Hybrid architectures combine cloud resources with on-premise resources, offering a scaling solution for managing predictive analytics at scale. In manufacturing and retail, hybrid setups are flexible and allow organizations to process data locally while leveraging cloud resources for storage and computation. Hybrid models also address data privacy concerns where companies can comply with regional data regulations and tap into cloud scalability.
- 3) *Explainable AI and Model Transparency*: As predictive analytics becomes adopted into sensitive applications, so too will the demands for explainable AI grow. XAI tools that explain model decisions will become integral within sectors like health care where transparency is indispensable to making ethical decisions. Explainable AI will be used to build trust among different stakeholders with respect to model outcomes from predictive models, fair, transparent, and free of discrimination.
- 4) *Integration with Business Intelligence Platforms*: Predictive analytics will be more integrated into BI platforms such as Tableau and Power BI to make predictive insights more accessible by nontechnical users to better drive decision-making. This will pave the way for democratization throughout analytics across organizations and enable teams to drive actionable business insights without a very technical handle.

## VIII. FUTURE DIRECTIONS

Predictive analytics is one of the high-growth areas with the emergence of technologies and methodologies. Faster, more accurate, and ethically sound predictive models depend upon a number of trends to make a halt in the future of predictive analytics. The general leading trends include real-time processing, hybrid and cloud architectures, explainable AI, automated machine learning, and integration with business intelligence platforms.

#### A. Real-Time Predictive Analytics

As the generation of data becomes increasingly continuous, the ability to process and analyze it in real time will be a key factor differentiating businesses.

Real-time predictive analytics puts organizations in a position to take instant action on new information. Hence, it is particularly valued in fraud detection, dynamic pricing, demand forecasting, and so on. It turns predictive insights from static reports into dynamic, actionable intelligence that changes along with the data.

- 1) *Technology Enablers*: Real-time data ingesting platforms, such as Apache Kafka and Amazon Kinesis, make low-latency treatment of data available to predictive models by granting them access to up-to-the-minute data. In contrast, edge computing reduces wasted time in data transmission compared with processing data in a central data center, thus allowing predictive models to be more responsive. A specific example is IoT-based predictive maintenance, where manufacturers analyze equipment data on edge for reduced downtime and efficient production schedules.[18]
- 2) *Industry Applications*: Real-time predictive analytics will continue to grow in industries that need instantaneous decision-making. For instance, real-time analytics will allow e-commerce to dynamically price their merchandise, automatically changing according to fluctuations in demand. This extends to the financial services industry, where fraud detection, using streaming data, can identify suspicious transactions and initiate preventative measures at lower losses due to fraud, with no delay in customer experiences. The real requirement for real-time predictive insights will always be on the rise and will alter how responses occur for organizations to change conditions.

### B. Hybrid and Cloud-Based Architectures

As predictive analytics scales across a wide array of enterprise applications, hybrid and cloud-based architectures represent a flexible and cost-efficient method of managing large volumes of data and heavy computational loads. Hybrid architectures bridge on-premise infrastructures with resources from the cloud, enabling an organization to scale in the cloud while still maintaining local control over sensitive data. This provides unique value in various industries that demand localization of data to meet regional compliance.

- 1) *Benefits of Hybrid and Cloud Architectures:* Hybrid models allow the organization to optimize their resource utilization by keeping high-priority or sensitive data on-premise and leverage cloud storage for nonsensitive or large-scale processing tasks. Scalability is provided by resources such as Amazon Redshift, Google BigQuery, and Microsoft Azure Synapse Analytics; this enables the organization to handle any fluctuations in data volume and demands against data processing without additional on-premises hardware costs.[6]
- 2) *Data Privacy and Compliance:* Hybrid architectures also address the growing privacy concerns of corporations needing to stay in compliance with regulations such as the GDPR, CCPA, and others. By maintaining data on-premises or in-country while leveraging scalability through cloud-based components, hybrid models provide a secure and flexible foundation for predictive analytics at scale in areas where data privacy is of the essence in industries like finance and healthcare.

### C. Explainable AI (XAI) and Model Transparency

Predictive analytics is extending their scope to include critical domains such as healthcare, finance, and criminal justice, making the aspect of transparency indispensable. Explainable AI fills a gap in showing how models make decisions in order to let all the stakeholders understand and trust predictive outputs left by black-box models. XAI will be very important for accountability, at least in industries that are regulated because of ethical concerns and/or legal demands for transparency.

- 1) *New Techniques of XAI:* Examples of the latest techniques for explaining complex model decisions include advanced methods such as counterfactual explanations and model distillation. For example, counterfactual explanations capture variations in model output associated with the variation of certain inputs and thus have implications for how sensitive the predictions are to particular variables. Model distillation techniques drop complex models down to simpler, interpretable variants of the same model that make predictions more transparent and accessible to non specialist users.
- 2) *Impact on Ethical Decision-Making:* The key role of XAI will be in applications like healthcare, lending, and criminal justice, where predictive models actually touch upon human lives. Providing explanations for the risk scores and recommendations helps in validating that the decisions are equitable and liable. For example, a predictive model in health care that assesses patient risk can utilize XAI to explain which factors led to a prediction of high risk as clinicians make an informed and ethical decision on the grounds of the insight derived from the model. [18]

### D. Automate Machine Learning (AutoML)

AutoML is the process of automating feature selection, hyperparameter tuning, and model evaluation to build predictive models faster. By simplifying the model building process, AutoML democratizes predictive analytics and opens the discipline to business analysts and non-experts. Additionally, the time and resources required to develop models are reduced with the use of AutoML tools, which in turn enables organizations to deploy predictive models faster and more effectively.

- 1) *Applications and Benefits:* AutoML accelerates model development across industries by letting organizations focus on interpretation and action from insights rather than building models. For example, in retail, AutoML enables customer segmentation with the capability to automatically find specific purchasing behavior patterns. The use of AutoML increases productivity through simplification of the workflow for predictive analytics, where data scientists pay closer attention to higher-value projects and business analysts take care of routine predictive tasks.[7]

### E. Integration with Business Intelligence Platforms

Predictive analytics integrated with Business Intelligence platforms like Tableau, Power BI, or Looker is likely to disrupt conventional ways of accessing data insights for organizations. In essence, embedding the predictive capability within the BI tools will enable a variety of stakeholders to access and act upon predictive insights without needing deep technical skills. This makes analytics even more democratized within an organization, where literally all cross-functional teams can enable their decision-making based on predictive insights.[8]

- 1) *Predictive BI Features:* Most of the BI platforms in the market have started incorporating predictive features such as forecasting, clustering, and anomaly detection into their standard toolset. For example, Power BI allows for integrating Python and R scripts for predictive modeling that gives flexibility to users who need advanced personalization. These capabilities also let users visualize and interact with predictive insights within familiar BI interfaces, allowing analytics to be more intuitive and actionable.
- 2) *Decision Making Impact:* Predictive analytics integrated with BI platforms enhance decision-making, where users can leverage the exploration of future scenarios and identification of trends within BI dashboards. For example, marketing teams may use predictive BI features in forecasting outcomes of campaigns and for budgeting. Similarly, finance can review future cash flows and allocate resources in tune with projected revenues. The integration of predictive analytics within the BI tools ensures continuity in the derivation of data-driven insights for strategic planning across various departments.

#### F. *Federated Learning and Privacy-Preserving Analytics*

Federated learning is an emerging technique that enables the training of predictive models in a decentralized data source without moving sensitive data to a central location. This is a privacy-preserving approach whereby organizations can build predictive models across devices, departments, or organizations without moving data across a centralized server. Federated learning is highly valued in vertical industries, such as healthcare and finance, where the privacy of data is primo.

- 1) *Applications and benefits:* Federated learning enables collaboration with analytics across organizations without violating privacy agreements. In health care, for instance, multiple hospitals share data to collaboratively train predictive models to diagnose diseases by keeping the data of every single patient at every institution. It enables various banks to share insights into fraud detection patterns without the exposure of sensitive customer information in finance, thereby offering enhanced fraud prevention across the sector.

### IX. CONCLUSION

Predictive analytics has today become an indispensable ingredient for any enterprise to drive actionable decisions from data. Predictive analytics empowers an organization to forecast outcomes by turning historical patterns into actionable insights, optimize business processes, and improve customer experiences. Various case studies and examples provided within this paper show the ways predictive analytics has had measurable impacts on many sectors like retail, healthcare, finance, and manufacturing. With the ever-growing need for data-driven insights, predictive analytics will continue to be a competitive differentiator in enabling organizations to make more informed and proactive decisions.

#### A. *Key Takeaways and Benefits of Predictive Analytics*

The successful implementation of predictive analytics offers a number of advantages, including operational efficiency, cost savings, and improved decision-making. For example, the demand forecasting models of Walmart and Amazon facilitate a hassle-free inventory management process, while health care providers such as Cleveland Clinic use predictive modeling for better patient results along with lesser readmission rates. Financial institutions, including JPMorgan Chase, use predictive analytics to flag possible frauds and credit risk as that would amount to asset safety and thus customer confidence. These applications demonstrate the potential of predictive analytics in equipping the organization to respond in real time to changes, optimize resources, and consequently drive customer satisfaction.

#### B. *Overcoming the Predictive Analytics Challenges*

Despite all the benefits of predictive analytics, scaling it up at enterprise levels has several challenges: data silos, interpretability, ethics, and resource-intensiveness. This is addressed in this paper through actionable ways of surmounting these challenges by adopting cloud and hybrid architectures, having a data governance framework in place, or using an explainable AI tool. By proactive actions on the emerging challenges, the predictive models become reliable, transparent, and conforming to ethical standards, especially in regulated sectors such as finance and healthcare.

#### C. *Future Outlook and Strategic Recommendations*

The future of predictive analytics looks exciting with the advancement of real-time processing, hybrid architecture, explainable AI, and techniques to preserve privacy. These emerging trends are foreseen to enhance predictive capabilities and increase the reach of predictive analytics to make it potent for many and more industries. Based on the insights and trends discussed, recommendations suggested for organizations on the journey of predictive



Analytics go as follows:

- 1) *Data Quality and Integration Should Be a Priority*: High-quality, integrated data across the organization is key to correct predictive modeling. Organizations should establish proper data governance frameworks to ensure that data is reliable, accessible, and well-integrated across an organization. Data quality initiatives not only improve predictive accuracy but build stakeholder confidence in predictive insights.
- 2) *Leverage Scalable Infrastructure*: Cloud computing combined with hybrid architecture supplies the scale and flexibility that accompany large volumes of data, along with computing requirements. Scalable infrastructure can enable an organization to handle fluctuating data volumes for optimal resource utilization, while predictive analytics remains at a reasonable cost when scaled.
- 3) *Embrace Explainable AI for Transparency*: Organizations should, therefore, consider embedding explainable AI techniques in applications where interpretability is indispensable, such as in healthcare and finance, to enhance transparency and accountability. Explainable AI would, therefore, be important in deriving clear explanations for model predictions, hence engendering stakeholder trust and compliance with regulatory standards.
- 4) *Diversity and Ethics in Model Development*: Data collection should be all-inclusive, and model development should involve a diverse team to reduce the chances of biases. For many cases, ethical considerations are paramount, as they might affect people's lives—for example, lending, hiring, and also healthcare. Fairness audits, bias detection tools, and ethical AI will help an organization stay away from biased outcomes and make them responsible for AI.

## X. CONCLUSION

Predictive analytics empowers transformation, equipping the enterprise with insights that drive operational efficiency, customer satisfaction, and profitability. As predictive analytics continues to evolve, organizations placing a premium on data quality, scalability, transparency, and ethics will be in an ideal place to take advantage of its power. Given the pace at which the landscape is evolving, embracing emerging trends such as real-time analytics, explainable AI, and privacy-preserving techniques will enable enterprises to overcome complexities associated with predictive analytics and build a strong foundation for continued innovation and competitive advantage. That is, predictive analytics is not about forecasting but an enterprise capability that can actually redefine the conventional paradigm of business decision-making. As a matter of fact, only those organizations that are investing in predictive analytics today can better anticipate market changes, adapt to customer needs, and build resilience in a world becoming increasingly data-centric. The journey to predictive analytics is often circuitous, but with the right strategies and infrastructure, enterprises can tap into predictive insights for material, long-term value creation.

## REFERENCES

- [1] Athey, Susan. "The Impact of Machine Learning on Economics." *Economics of Artificial Intelligence*, vol. 1, no. 2, 2019, pp. 1–12. [NBER](#).
- [2] Chen, Tianqi, and Carlos Guestrin. "XGBoost: A Scalable Tree Boosting System." *ACM SIGKDD*, 2016, pp. 785–794. [ACM Digital Library](#).
- [3] Esteva, Andre, et al. "A Guide to Deep Learning in Healthcare." *Nature Medicine*, vol. 25, no. 1, 2019, pp. 24–29. [Nature](#).
- [4] Guha, Subhajit, et al. "Real-Time Predictive Analytics for Improving Patient Flow in Hospitals." *Journal of Biomedical Informatics*, vol. 71, 2017, pp. 1–10. [ScienceDirect](#).
- [5] Hochreiter, Sepp, and Jürgen Schmidhuber. "Long Short-Term Memory." *Neural Computation*, vol. 9, no. 8, 1997, pp. 1735–1780. [MIT Press Journals](#).
- [6] Lundberg, Scott M., and Su-In Lee. "A Unified Approach to Interpreting Model Predictions." *Advances in Neural Information Processing Systems*, vol. 30, 2017. [NIPS Proceedings](#).
- [7] McMahan, H. Brendan, et al. "Communication-Efficient Learning of Deep Networks from Decentralized Data." *Artificial Intelligence and Statistics*, 2017, pp. 1273–1282. [PMLR](#).
- [8] Müller, Andreas C., and Sarah Guido. *Introduction to Machine Learning with Python: A Guide for Data Scientists*. O'Reilly Media, 2016. [O'Reilly](#).
- [9] Obermeyer, Ziad, and Ezekiel J. Emanuel. "Predicting the Future—Big Data, Machine Learning, and Clinical Medicine." *The New England Journal of Medicine*, vol. 375, no. 13, 2016, pp. 1216–1219. [NEJM](#).
- [10] Rajkomar, Alvin, et al. "Scalable and Accurate Deep Learning with Electronic Health Records." *npj Digital Medicine*, vol. 1, no. 1, 2018, pp. 18. [Nature](#).
- [11] McKinsey & Company. *The Age of Analytics: Competing in a Data-Driven World*. McKinsey Global Institute, 2021. [McKinsey & Company](#).
- [12] Gartner. "Predictive Analytics: How Organizations Can Use Data to Gain Competitive Advantage." *Gartner Research Reports*, 2022. [Gartner](#).
- [13] Accenture. "Using Predictive Analytics to Unlock Value in Healthcare." *Accenture Healthcare Technology Vision*, 2020. [Accenture](#).
- [14] Deloitte. *Predictive Analytics in Financial Services: Improving Fraud Detection and Risk Management*. Deloitte Insights, 2019. [Deloitte Insights](#).
- [15] "Apache Kafka Documentation." *Apache Kafka*, The Apache Software Foundation, 2023. [Apache Kafka](#).
- [16] Amazon Web Services. "Amazon SageMaker: Train and Deploy Machine Learning Models." *AWS Documentation*, 2023. [AWS Documentation](#).
- [17] PayPal. "Using Machine Learning to Predict and Prevent Fraud." *PayPal Newsroom*, 2021. [PayPal Newsroom](#).
- [18] Ribeiro, Marco Tulio, et al. "Why Should I Trust You? Explaining the Predictions of Any Classifier." *Proceedings of the 22nd ACM SIGKDD International Conference on Knowledge Discovery and Data Mining*, 2016, pp. 1135–1144.
- [19] Koul, Suman, et al. "Artificial Intelligence and its Impact on Future Human Life." *AI & Society*, vol. 37, no. 2, 2022, pp. 219–229. [Springer](#).
- [20] Akter, Shahriar, et al. "Advancing Algorithmic Bias Management Capabilities in AI-Driven Marketing Analytics Research." *Industrial Marketing Management*, vol. 112, 2023, pp. 141–154. [ScienceDirect](#).



10.22214/IJRASET



45.98



IMPACT FACTOR:  
7.129



IMPACT FACTOR:  
7.429



# INTERNATIONAL JOURNAL FOR RESEARCH

IN APPLIED SCIENCE & ENGINEERING TECHNOLOGY

Call : 08813907089  (24\*7 Support on Whatsapp)