



iJRASET

International Journal For Research in
Applied Science and Engineering Technology



INTERNATIONAL JOURNAL FOR RESEARCH

IN APPLIED SCIENCE & ENGINEERING TECHNOLOGY

Volume: 10 Issue: IV Month of publication: April 2022

DOI: <https://doi.org/10.22214/ijraset.2022.41966>

www.ijraset.com

Call:  08813907089

E-mail ID: ijraset@gmail.com

Implementation Paper on MIS for Rural development Housing Scheme like Garib Awas Yojana along with GIS application

Miss. Avani Shroff¹, Miss. Isha Sherekar², Miss. Samiksha Gawande³, Miss. Anchal Pachgade⁴, Miss. Anjali Bhadange⁵, Prof. N D. Shelokar⁶

^{1, 2, 3, 4, 5}UG Scholar, ⁶Professor, Computer Science & Engineering, Sipna College of Engineering and Technology, Amravati, Maharashtra, INDIA

Abstract: A large part of the schemes launched by the government go in the dustbin as the officials implementing the schemes are unable to reach acceptable persons. Therefore, there is a need for a secure and simple framework that enables a standard person to apply for a particular idea and find out whether he/she is eligible to track the status and get the organic product. The reason behind the dismissal of any candidate should be the ability to understand in a transparent manner. It builds the trust of the traditional people in the government and keeps them away from the misuse of property. This project can be a production application to robotize the processes for use of various schemes given to different systems by the government. The project deals with the identified exercises with the plans given by the software legislature. It is important to make various schemes as transparent as possible. This framework explicitly monitors the status of client applications that have been overloaded by HEAD, either within the system or at any time of your day. This framework provides a viable approach to deliver critical data in a particularly secure manner by validating the client at various levels. The framework of this framework has been modified into various classifications, including internal authority administration considerations related to system information and client applications with varying levels of reflection. The framework has an excellent GUI, so the novice customer does not experience any operational challenges

Keywords: State Government schemes, Regional language, Application verification.

I. INTRODUCTION

Web portals are very important today for offering web-based services. They form the primary window that can guide users to use the services offered by the government. Government portals provide more services to citizens than simple gateways or single point entry for government services. This project attempts to examine the factors that affect the effectiveness of government web portals and thus suggest ways to strengthen state government schemes. Most of the schemes launched by the government go in the dustbin as the implementing officers are unable to make them available to the right people. Hence it requires a secure and transparent system which enables a common person to directly apply for a scheme and can track the status from time to time and know when the authorities have rejected his/her application. done or not. In any case, the applicant should be able to know the reason for the outright refusal. It builds people's confidence in the government and prevents misuse of money.

II. LITERATURE SURVEY

- 1) The Project "Online Portal for Various Government Schemes with regional language" is designed in order to reduce the burden of maintaining bulk of records of all the scheme details and documents submitted by the people. Inserting, retrieving and updating the scheme details are easy when it is compared to the manual process. Maintaining the details in the database is manageable. It provides better delivery of government services to citizens, less corruption, increased transparency, greater convenience, citizen empowerment through access to information, decrease in time and effort, revenue growth and cost reductions.
- 2) Government Scheme Management System is a product application to computerize the procedure for use of different plans gave by government to different panchayats. Government Scheme Management System Software deals with the exercises identified with the plans gave by the legislature. The significant obligation is to deal with the best possible usage of various plans transparently.

- 3) Governments and public sector organizations around the globe are relying on information and communication technologies (ICTs) to reform the functioning of the system and provide better service delivery mechanisms for their citizens. E-governance is the effective use of ICTs, particularly the Web-based Internet applications, for better governance and service delivery. Indian government, like its global counterparts, is using ICT and E-governance as part of its broader governance modernization programs. This article presents an overview of the E-governance scenario in India. It evaluates the readiness, capability and willingness of the government to provide E-services in terms of the factors like telecommunication infrastructure, human capital and web presence.
- 4) A lot of government rules and advertisement of government schemes are currently in digital type. But extracting knowledge of data from that is a difficult task. It has complexness and variety, distinguishing those relevant to a selected context may be a non-trivial task. This paper concentrated on mining public opinion for government scheme advertisement. This paper focused on data mining techniques like association rules to mine the public opinions. Here Association rule is used to find the interesting relationships in the data set that we collected from the people. From the analysis it is clear that age group, education qualifications and others factors highly influence the requirement of different type of advertisement medium.

III. SYSTEM DIAGRAMS

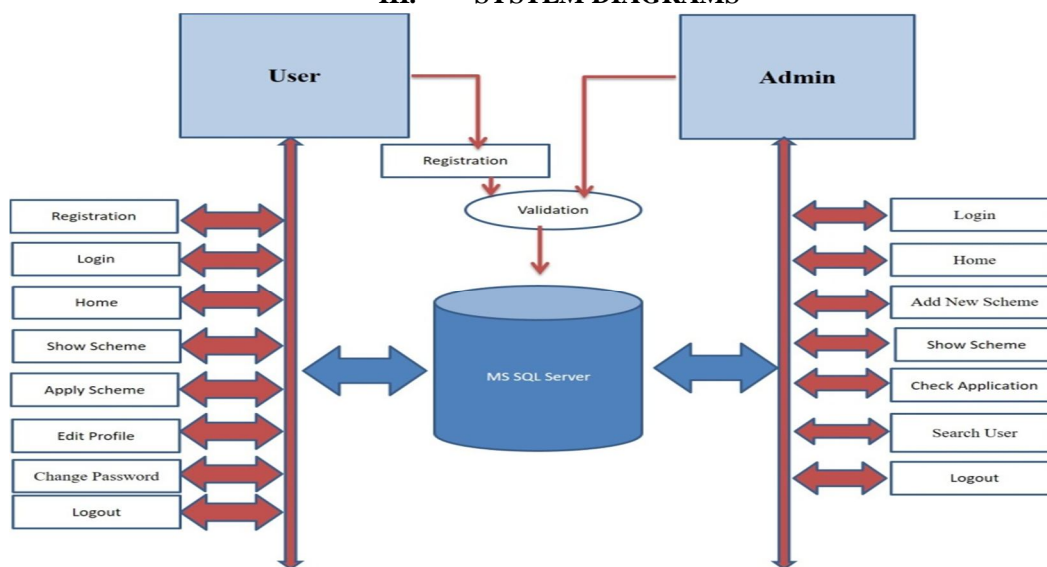
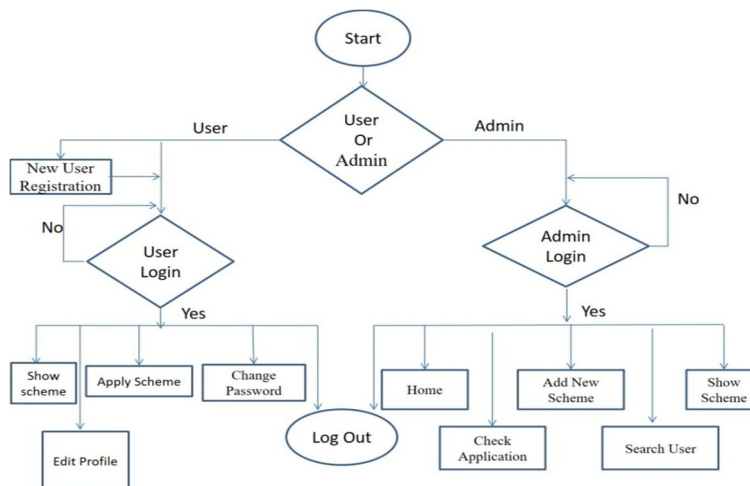


Fig : MIS for Rural development Housing Scheme

IV. SYSTEM FLOWCHART

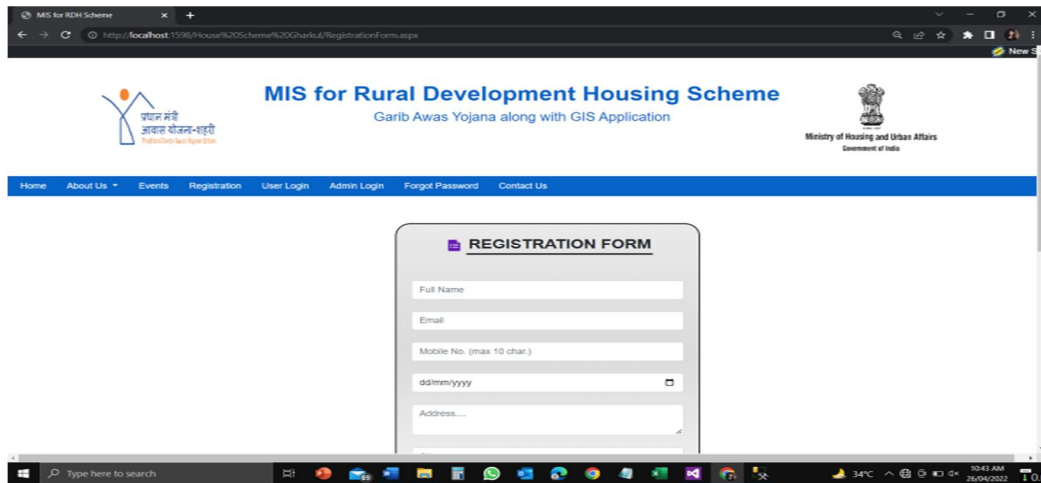


V. PROJECT SNAP SHOT

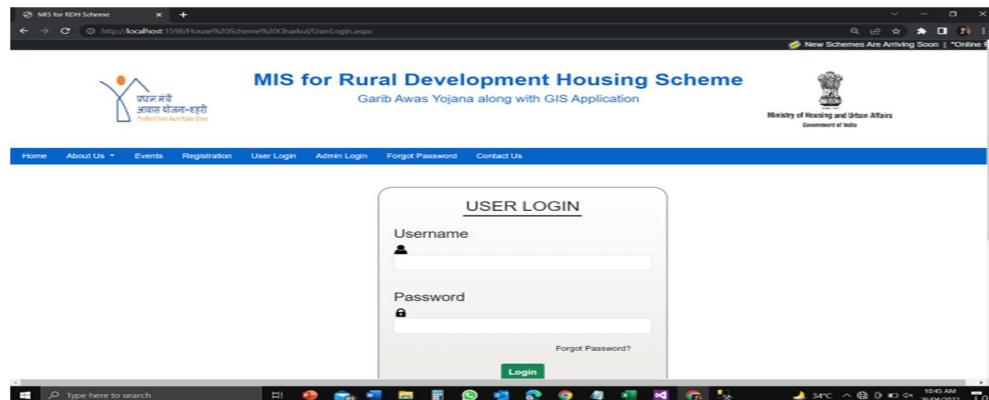
A. Home Page



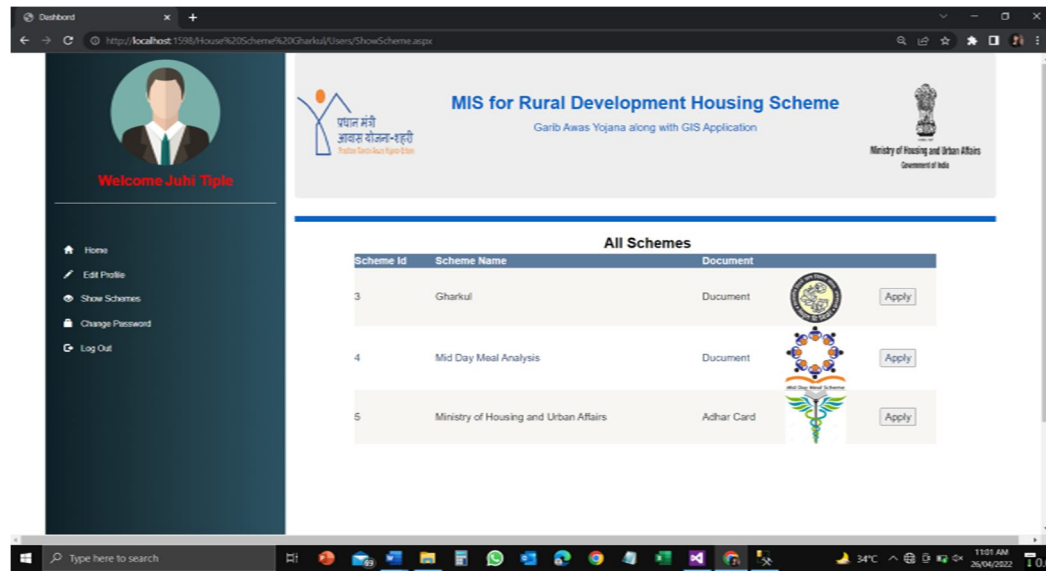
B. Registration Form



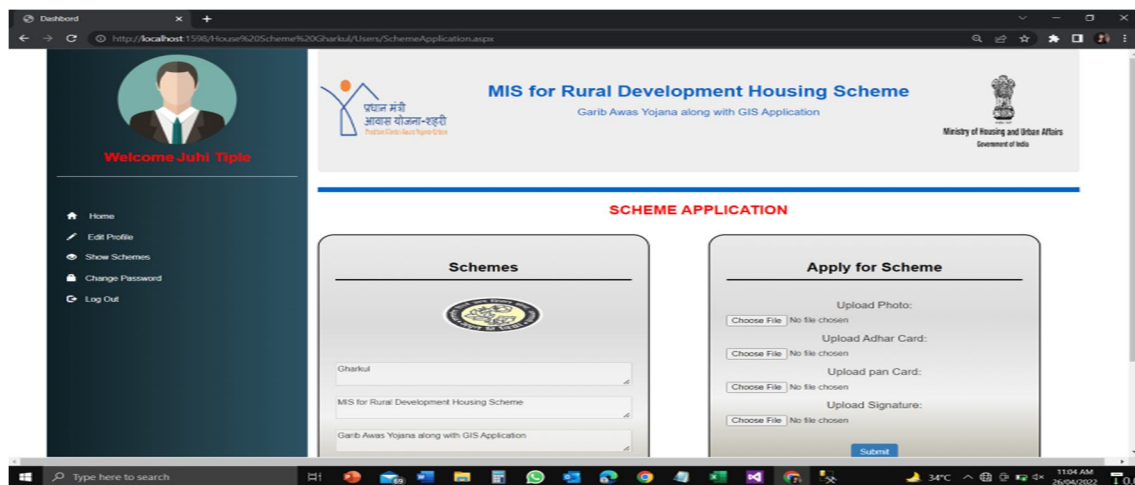
C. User Login Form



D. For User Show Scheme



E. Apply Scheme



VI. PROPOSED SYSTEM

The proposed system will make the whole application process very easy and user friendly. The portal will be updated with the latest schemes and people will be aware of all the schemes. Through this, the people will easily apply for schemes online by uploading various required documents, even sitting at their home. They can check their application status by logging into the system easily. This application will basically be installed in various workstations located in different systems for dealing with the citizens of that particular region. This system maintains a trust between the government and the public, as everything will be transparent. This project takes care of the activities related to the schemes provided by the government. The major responsibility is to take care of the proper utilization of different schemes in a transparent way. This system clearly keeps track of the status of user’s application by tracking the actual activities that are under process within the system or at higher level at any point of time, by the administrators. This system provides effective way to manage the important information in a very secure manner by authenticating users at various levels. This system has very good GUI so that a novice user did not feel any operational difficulties. This system mainly concentrated in designing various reports requested by the users as well as higher authorities such as Scheme wise details report, System wise details report, User wise report etc. When the user applies for a scheme, his details will be stored in the database and sent to the administrator for verification. These details are sent to final approving authority and help him to approve or disapprove the person for the scheme. The same details can be viewed by the user so that the user would get a clear picture of what is happening from time to time.

We create a home page by using html and CSS. In this we have inserted various logo images in header part. Header part contains various divs containing heading and a notification bar which consistently rotates with help of marquee tag used in html. The Navigation bar contains various links including Home, About Us, Events, Registration, User Login, Admin Login and Contact Us. In homepage we also added image slider using js. We added Vision and Mission part at right side of page using css. In News and Updates part, marquee tag is used to rotate the text with hover effect. Cards contains information about schemes. The footer contains rows and grids with links and a map. We have described the contact information along with important links in the footer part. Using a separate div we also mentioned copyrights and website developer's link using anchor tag in html. The registration process is our first module. So we create a registration form in visual studio by using html, css and bootstrap. The registration form contains fields such as name, city, mobile, emailID, address, user photo, username password etc. we set SingleLine property for name, MultiLine property for address and password property for password field. For uploading user photo we use the fileupload control. This control can save the selected file in database. Admin login is our second module. A SingleLine property for Username and password property for Password field along with Admin Login as heading. User Login is our third module. A SingleLine property for Username and password property for Password field along with User Login as heading. The Navigation bar, header part and the footer part also consist in Admin Login, User Login and Registration modules. The SQL server is used to create a database. We create a database for saving user records. All the records of users are stored in the Registration table. The Registration table consists of field according to specific datatype. The nvarchar is the datatype for name, address, city username and password. Image is datatype for user photo field. When user click on submit button the record is stored in the database. For database connectivity we use two database classes such as Class SqlConnection and Class SqlCommand. The SqlConnection is able to establish the bridge between front end and back end. The SqlCommand is able to execute the Sql queries in database.

VII. ALGORITHM

In our project we included some algorithms which are as follows, We connect our front to back by using some special database classes. Some most useful classes are as follows,

SqlConnection and SqlCommand are classes of a connected architecture and found in the System. Data.SqlClient namespace. The SqlConnection class makes a connection with the database. Further, this connection (database connection) is used by the SqlCommand to work with that database. The SqlCommand class is used to execute the SQL statements. The SqlConnection is opened and set as the Connection for the SqlCommand. The example then calls ExecuteNonQuery. To accomplish this, the ExecuteNonQuery is passed a connection string and a query string that is a Transact-SQL INSERT statement. The connection is closed automatically when the code exits the using block.

We have added the namespace "System.Data.SqlClient". On the button click event, we have created an instance as "conn" of SqlConnection and passing a connection string (database) as parameter. Then, We have opened the connection by the open() method and closed to it by the close() method. We can also check whether the connection is open or closed by its state property.

VIII. CONCLUSION

Hence, we successfully completed & assure that the project has been implemented along with GIS application. This project can be very beneficial for the government Institute and Organization. As it eliminates the tedious work of saving the documents and access it from remote destination and very importantly reduces the unnecessary human efforts and time. The project provides easy and effective interface to maintain their users important and confidential documents, reduce their workload and to provide a secure environment in which all their official activities will be carried out. This project is currently used at our institute only, but with more modifications and updating we can use it at the World Wide also.

IX. ACKNOWLEDGEMENT

First and foremost, I would like to express my sincere gratitude to my **Prof. N D. Shelokar** who has in the literal sense, guided and supervised me. I am indebted with a deep sense of gratitude for the constant inspiration and valuable guidance throughout the work.

REFERENCES

- [1] Volume 6, Special Issue 3, March 2017 " Online Portal for Government Schemes with Regional Language " J.A.Smitha, T.Sandhya, N.Santhiya M.Tharini
- [2] Volume No 3, Issue 01, January 2017 " GOVERNMENT SCHEME MANAGEMENT SYSTEM " V Rakesh, C. Sai Swaroop, V. Subhan Yadav, Dr. B. Raveendranadh Singh, M. Sangeetha
- [3] Dwivedi, S. K., Bharti, A. K., "E-Governance in India – Problems and Acceptability", Journal of Theoretical and Applied Information Technology, 2010.



- [4] Mrs.Sangeetha, G, Dr. L. ManjunathaRao. "A Review on Contribution On E-governance Frame Work", Journal of International Journal of Engineering Research and General Science, 2015
- [5] Barr, N. (1995), "Comment on Government Provision and Regulation of Economic Support in Old Age", World Bank Conference on Development Economics (ABCDE).
- [6] Diamond, P. (1995), "Government Provision and Regulation of Economic Support in Old Age", (ABCDE). Pp. 83-103.
- [7] Federal Government Printer (2004), The Pension Reform Act, 2004
- [8] Garry, B; Thomas, J; Harry, J; System Analysis and Design. (4th Edition). Thomas Learning
- [9] Orszag, J M & P R Orszag (2000), "The Benefits of Flexible Funding: Implications for Pension Reform in an Uncertain World", pp.373-391.



10.22214/IJRASET



45.98



IMPACT FACTOR:
7.129



IMPACT FACTOR:
7.429



INTERNATIONAL JOURNAL FOR RESEARCH

IN APPLIED SCIENCE & ENGINEERING TECHNOLOGY

Call : 08813907089  (24*7 Support on Whatsapp)