



IJRASET

International Journal For Research in
Applied Science and Engineering Technology



INTERNATIONAL JOURNAL FOR RESEARCH

IN APPLIED SCIENCE & ENGINEERING TECHNOLOGY

Volume: 9 Issue: X Month of publication: October 2021

DOI: <https://doi.org/10.22214/ijraset.2021.38611>

www.ijraset.com

Call:  08813907089

E-mail ID: ijraset@gmail.com

Partial Replacement of Cement in Concrete with Granite Powder and Fine Aggregate with Saw Dust Ash and Quarry Dust

M. Sriram¹, M. Jagadeeshwaran², T. Anbarasan³

¹Assistant Professor, ^{2,3}Student, Department of Civil Engineering, Mailam Engineering College, Mailam

Abstract: *The partial replacement of cement and fine aggregate with granite powder and saw dust ash, quarry dust when it is able for sustainable development is characterized by application, we came to know that a lot of damage is done to environment in the manufacturing of cement that the ton of cement manufacture releases half ton of co2 and control of the granite powder same way granite powder and saw dust is cheaper in cost. In this investigation of granite slurry and saw dust was used to partial substitute in proportions varying from 10%, 20%, 30% by weight to cement in concrete and tested from compressive strength, tensile strength and flexure strength. Concrete cubes measuring. 150 x 150 x 150 mm were cast and their compressive strength, tensile strength and flexure strength is evaluation at 7, 14, 21, 28 days. It was observed that replacement at 10% of cement by weight with granite powder in concrete was the most effective in increasing compressive and flexural strength compare to other ratios. The test results were plotted for 10% ratio of granite slurry and saw dust having great compressive strength, tensile strength and flexure strength compared to 20%, 30% ratio. So it can be concluded that when locally available granite slurry and saw dust is a good partial replacement to concrete and improves compressive, tensile, workability, flexure characteristics of concrete, while simultaneously offsetting the overall cost of concrete substantially.*

Keywords: *Granite waste, saw dust ash, sound absorption, compressive strength, flexibility, workability, Quarry Dust.*

I. INTRODUCTION

In present decade the industrial waste causes tremendous impact on environmental pollution which it is utilized as garbage waste was disposed in land areas, which get polluted to the geosphere, lithosphere, atmosphere, hydro sphere as in present Scenario of project the industrial waste of granite powder and saw dust all consider not only to reduce the environmental pollution but also to reduce the CO₂ of cement and silica content in sand by replacing with granite slurry and saw dust respectively.

The granite slurry and saw dust it is highly produced at chimakurthy and surrounding of Ongole. The granite slurry was waste produced by the all industrial in their region may be approach 2000 tones per week in India and recent study has shown that amount of sawdust waste produced in our country 30000-33000 tons annually. This industrial waste it can be carried away from the environmental impact and granite powder it have highly silica content so it is effect of human health causes many diseases it like lung cancer, kidney disease and chronic obstruction pulmonary diseases because the silica content has (60-67%) so it can be damage of the human effect and land effect but the silica content it can cement concrete because it have good boding of cement .the saw dust ash, quarry dust and granite slurry it can be utilized with cement concrete because it can be reduced with the carbon dioxide and used with silica. It is lot of damage is done to environment in the manufacturing of cement it can be released to tons of cement manufacturing is released half tone of carbon dioxide and it pollution of the environmental and majorly controlled with granite slurry and saw dust because they have highly silica content so it can be reduced with carbon dioxide.

The saw dust ash and quarry dust it can utilized of fine aggregate because it has the less workability because it has chemical properties like carbon (61.58%), oxygen (33.04%) so it can be absent has water absorption it can received it have mostly advantage it can be reduced at sound absorption but it not supported with the fire resistance. The saw dust it can be used has better insulation properties and it can be resistance to the water absorption because it has low compressible strength it can be used to benefit to normal weight concrete because it has lightness in weight concrete it reduces damage and extended life of form work. The saw dust it can used concrete with large void ratio with improve the sound absorption property

The granite powder and saw dust ash, quarry dust it can mixing with the cement concrete cubes it has highly compressive strength, tensile strength, flexure strength and workability it can conventional to the normal cement concrete. And it cost of construction it can be reduced of objective it can help overview to the environment problem.

To find the investigation have used to study of granite slurry and saw dust it is partial replacement of the different percentage of the concrete cubes and cylinder by using the experiment of the compressive strength, split tensile strength and flexural strength of concrete. Number the reference items consecutively in square brackets. However, the authors name can be used along with the reference number in the running text. The order of reference in the running text should match with the list of references at the end of the paper.

II. OBJECTIVE

- A. Identification of granite powder with different mineralogical composition in and around Gingee region.
- B. Testing of the collected samples for various physical and chemical properties.
- C. Testing of fresh concrete containing granite slurry for workability.
- D. Identification and usage of admixture for better workability and strength.
- E. Testing of hardened concrete cubes for strength at different ages.

III. SCOPE

Granite slurry and saw dust, quarry dust is used to make durable concrete structures in combination with ordinary Portland cement or other pozzolanic materials. Granite slurry and saw dust, quarry dust has been widely used in India, increasingly in the United States and in Asia for its superiority in concrete durability, extending the life span of buildings from fifty year to a hundred years. Two major uses of granite slurry and saw dust, quarry dust waste content ranging typical from 30 to 70 % and in the production of ready-mixed or site batched durable concrete. Concrete made with granite slurry and saw dust , quarry dust cement sets more slowly than concrete made with ordinary Portland cement, depending on the amount of granite slurry and saw dust in the cementation material, but also continues to gain strength over a longer period in production conditions. This results in lower heat of hydration and lower temperature rises, and makes avoiding cold joints easier, but may also affect construction schedules where quick setting is required.

IV. METHODOLOGY

- A. Collection of materials.
- B. Mix Design.
- C. Test on concrete.
- D. Results.
- E. Discussion.
- F. Conclusion.

V. COLLECTION OF MATERIALS

Ordinary Portland cement it is 53 grade cement was used it brand of ramco

Fine aggregate-it is used from river sand as it is passing 4.75 mm sleeve

Coarse aggregate-it is shape of angular and retaining 20 mm size of sleeve is used

Water -generally we can take the tap water having the pH value using the IS CODE is used.

Sl. No	Specification	Values
1	silica	70-77%
2	Alumina	11-13%
3	Potassium oxide	3-5 %
4	Soda	2.7-5.3%
5	lime	1.2%
6	Iron	2-3%

Table-2: Properties (Physical) of granite slurry

Sl. No	Specification	Values
1	Color	Gray, light gray,
2	Hardness	6.5
3	Particle Shape	Irregular
4	Melting point	1215-1260oC
5	Density	2.65 – 2.75 g/cm3
6	Boiling point	2219-2300oF
7	Thermal conductivity	2.2
8	Specific gravity	2.43-2.58
9	Vapor pressure	None

Table-3: Properties (Chemical) of saw dust

Sl. No	Specification	Values
1	Carbon (C)	61.58%
2	Hydrogen (H)	5.30%
3	Oxygen (O)	33.40%
4	Hollo Cellulous	82.40%
5	Nitrogen (N)	0%

Table-4: Properties (Physical) of Saw dust

Sl. No	Specification	Values
1	Color	SW 6158
2	Fineness	75µm
3	Particle Shape	Irregular
4	Density	0.21 g/cm3
5	Specific gravity	2.02
6	Vapor pressure	None

Table-5: Properties (Physical) of Quarry dust

Sl.No	Specification	Values
1	Specific gravity	2.54-2.60
2	Absorption (%)	1.20-1.50
3	Moisture Content (%)	Nil
4	Sieve analysis	Zone -II

A. Testing of Cement

Cement is a binding material called calcareous and argillaceous materials. Decan-53 grade ordinary Portland cement conforming to IS: 12269 was used. There are about 70 varieties of cement and available in powder, paste and liquid form but we are only concerned here with constructional cement commonly known as Portland cement. Portland is the town South England where cement was originally made.

Table-6: Cement Test

Sl. No	Tests on cement	Result	Remarks
1	Normal consistency	30.2%	Take it as 'p'
2	Specific gravity	3.16	
3	Fineness modulus	2%	Cement is finest in nature
4	Initial setting Time	35 min	More than 30 minutes
5	Final setting Time	250 min	Less than 600 minutes
6	Soundness	a) 1mm b) 3.33%	Less than 10 mm

B. Fine Aggregate

The standard sand used in this investigation was obtained from the Pennai River in Villupuram. The standard sand shall be of quartz, light grey or whitish variety and shall be free from silt. The sand grains shall be angular; the shape of the grains approximating to the spherical from elongated and flattened grains being present only in very small or negligible quantities. The standard sand shall (100 %) pass through 2-mm IS sieve and shall be (100 %) retained on 90-micron IS Sieves and the sieves shall conform to IS 460 (part:1): 1985.

Sl. No	Test	Result
1	Specific gravity	2.58
2	Free moisture	1%
3	Fineness modulus	2.66

C. Coarse Aggregate


According to IS 383:1970, coarse aggregate may be described as crushed gravel or stone when it results from crushing of gravel or hard stone. The coarse aggregate procured from quarry was sieved through the sieved of sizes 20 mm and 10 mm respectively. The aggregate passing through 20 mm IS sieve and retained on 10 mm IS sieve was taken. Specific gravity of the coarse aggregate is 2.76. The physical properties of gravel are given by

Table 7: Coarse aggregate testing result

Sl. No	Test	result	Remark
1	Fineness modulus	More than 3.2	Is 2386-part-3 1963
2	Specific gravity	2.79	20mm size
3	Impact strength	25%	Not more than 45%
4	Los angle abrasion testing	52.5%	
5	Crushing strength	26.91%	
6	Water absorption	1%	Not more than 3%
7	Flakiness index	14.50%	Not more than 40-45%
8	Elongation index	13.33%	

VI. COMPRESSIVE TEST ON CONVENTIONAL AND REPLACED GRANITE POWER AND SAW DUST, QUARRY DUST CONCRETE SPECIMEN FOR 3, 7, 14 AND 28 DAYS

The main function of the concrete in structure is mainly to resist the compressive forces. When a plain concrete member is subjected to compression, the failure of the member takes place, in its vertical plane along the diagonal. The vertical cracks occur due to lateral tensile strain. A flow in the concrete, which is in the form of micro crack along the vertical axis of the member will take place on the application of axial compression load and propagate further due the later tensile strain. A flow in the concrete, which is in the form of micro crack along. The vertical axis if the member will take place on the application of axial compression load and propagate further due to the lateral tensile strain.



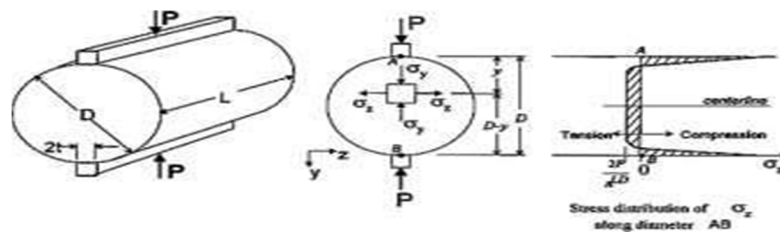
A. Test Procedure For Compressive Strength

Test specimens of sizes 150 x 150 x150 mm prepared for testing the compressive strength of both controlled as well as based granite powder and saw dust as a partial replacement of sand and cement were prepared and cast into cubes. Compressive strength test results at curing ages of 7, 14, 21 and 28 days for control mix as well as for the modified mixes as shown in fig 1 for testing in compression, no cushioning material was placed between the specimen and the plates of the machine.

The load was applied axially without shock till the specimen was crushed. Fig 1.2 shows the test setup for the compressive strength. Three specimens for each mix were tested and the corresponding values were observed and average values were taken for discussion the variation of compressive strength with varying percentage replacement of cement with granite powder and saw dust.

B. Test Procedure Of The Tensile Tests

Test specimens of size 100mm diameter and 300 mm length were prepared for testing the compressive strength of both controlled as well as granite slurry and saw dust-based concretes. The modified mixture with varying percentage of granite slurry and saw dust as a partial replacement of sand and cement were prepared and cast into cylinder.



Tensile strength test results at curing ages of 7, 14 and 28 days for control mix as well. As for the modified mixes are shown in the table 10 for testing in compression, no cushioning material was placed between the specimen and the plates of the machine.

The load was applied axially without shock till the specimen and the plates of the machine. The load was applied without shock till the specimen was crushed the test set up for the tensile strength. Three specimens for each mix were tested and the corresponding values were observed and average values were taken for discussion. The tensile strength with varying percentage replacement of cement with granite powder and saw dust.

VII.RESULTS AND DISCUSSION

The determination of compressive strength and flexural strength is essential to estimate the load at which the concrete members may crack. The strength at failure is the modulus of rupture.

The following components are the noticed in the given below,

- C is the Compressive and tensile strength of normal concrete.
- Q1 is the Compressive and tensile strength of granite powder of 10% and saw dust of 3%.
- Q2 is the Compressive and tensile strength of granite powder of 20% and saw dust of 5%.
- Q3 is the Compressive and tensile strength of granite powder of 30% and saw dust of 7%.

A. Compressive Strength

Table 8: Compressive strength of concrete in 7 days (Cubes)

Coding	Compressive strength for 7 days			
	1	2	3	Avg.
C (MPa)	24.66	24.88	24.97	24.83
Q1 (MPa)	36.00	35.11	35.57	40.44
Q2 (MPa)	41.33	39.55	45.55	43.55
Q3 (MPa)	42.55	40.33	41.37	45.55

Table 09: Compressive strength of concrete in 14 days (Cubes)

Coding	Compressive strength for 14 days			
	1	2	3	Avg.
C (MPa)	33.33	32.00	32.23	32.52
Q1 (MPa)	40.44	41.11	41.57	41.04
Q2 (MPa)	43.55	43.33	43.42	43.43
Q3 (MPa)	45.55	43.52	46.92	45.46

Table 10: Compressive strength of concrete in 28 days (Cubes)

Coding	Compressive strength for 28 days			
	1	2	3	Avg.
C (MPa)	48.00	48.88	48.69	48.52
Q1 (MPa)	53.33	53.78	53.81	53.64
Q2 (MPa)	51.11	46.22	49.95	49.09
Q3 (MPa)	49.50	48.89	47.95	48.78

B. Tensile Strength

Table 11: Tensile strength of concrete in 7 days (Cylinder)

Coding	Compressive strength for 7 days			
	1	2	3	Avg.
C (MPa)	9.66	9.33	9.29	9.20
Q1 (MPa)	7.92	9.33	9.45	8.90
Q2 (MPa)	10.00	10.20	10.25	10.15
Q3 (MPa)	10.20	9.52	9.02	9.58

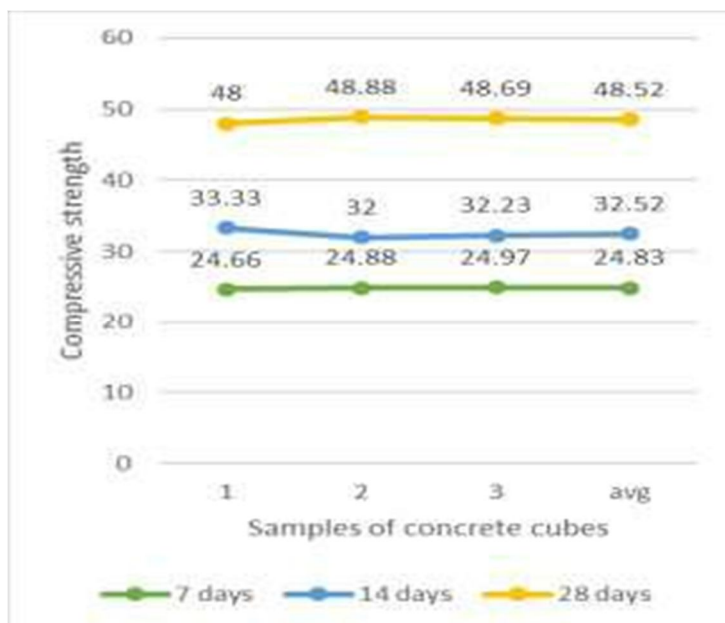
Table 12: Tensile strength of concrete in 14 days (Cylinder).

Coding	Compressive strength for 14 days			
	1	2	3	Avg.
C (MPa)	10.75	11.20	11.25	11.03
Q1 (MPa)	10.75	12.44	12.25	11.81
Q2 (MPa)	10.20	11.32	12.00	11.26
Q3 (MPa)	10.05	11.50	11.52	11.05

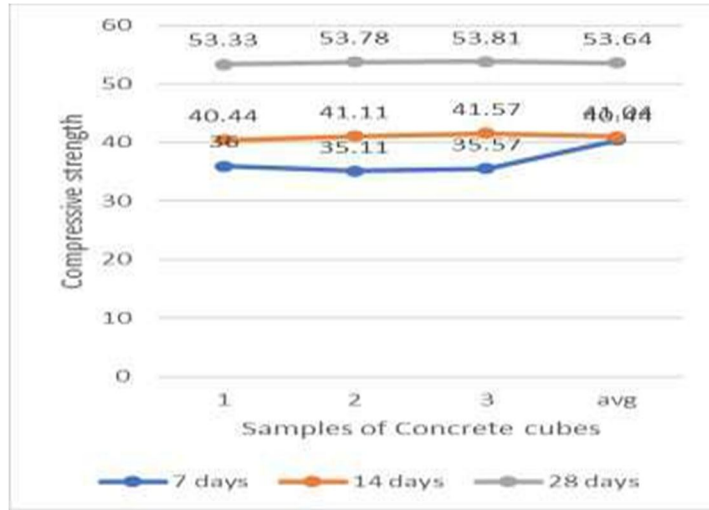
Table 13: Tensile strength of concrete in 28 days .(Cylinder)

Coding	Compressive strength for 28 days			
	1	2	3	Avg.
C (MPa)	12.67	13.01	12.89	12.85
Q1 (MPa)	13.88	14.71	13.96	14.08
Q2 (MPa)	12.56	14.14	13.96	13.55
Q3 (MPa)	12.67	13.10	12.94	12.90

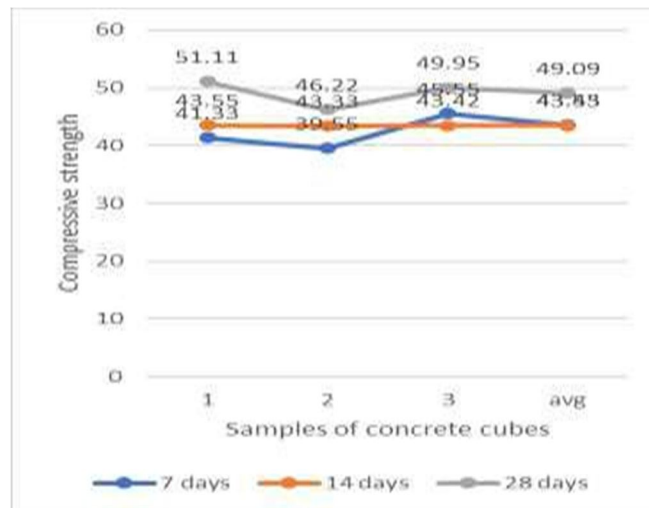
Graph 1: Compressive strength of normal concrete.(Cubes)



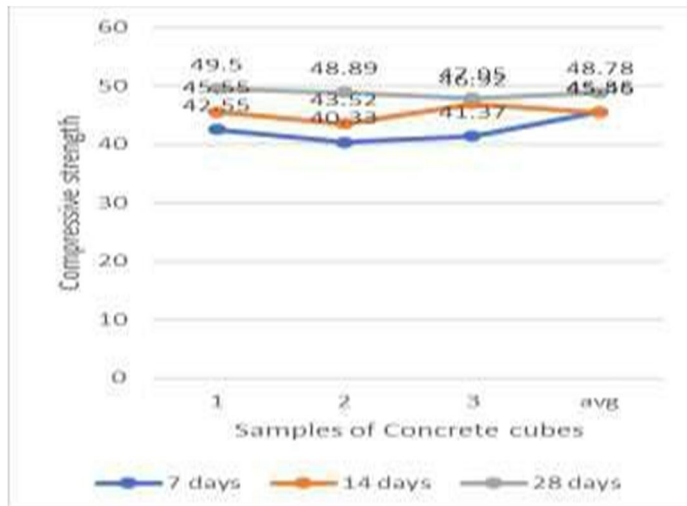
Graph 2: Compressive strength in cubes for granite of 10% and saw dust of 3% , Quarry Dust 3% in concrete




Graph 3: Compressive strength in cubes for granite of 20% and saw dust of 5% , Quarry Dust 5% in concrete.



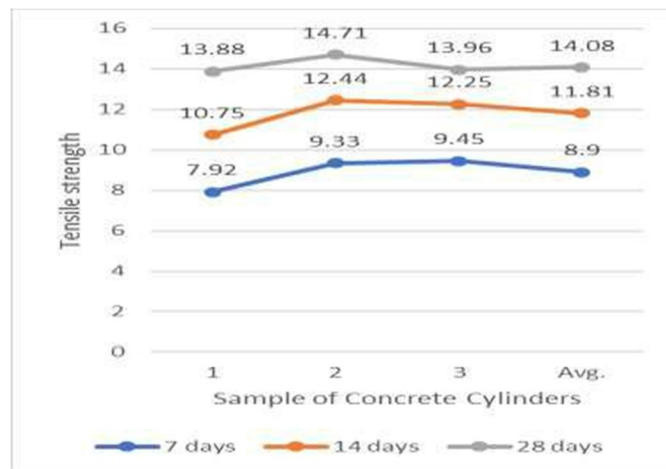
Graph 4: Compressive strength in cubes for granite of 30% and saw dust of 7% , Quarry Dust 7% in concrete.



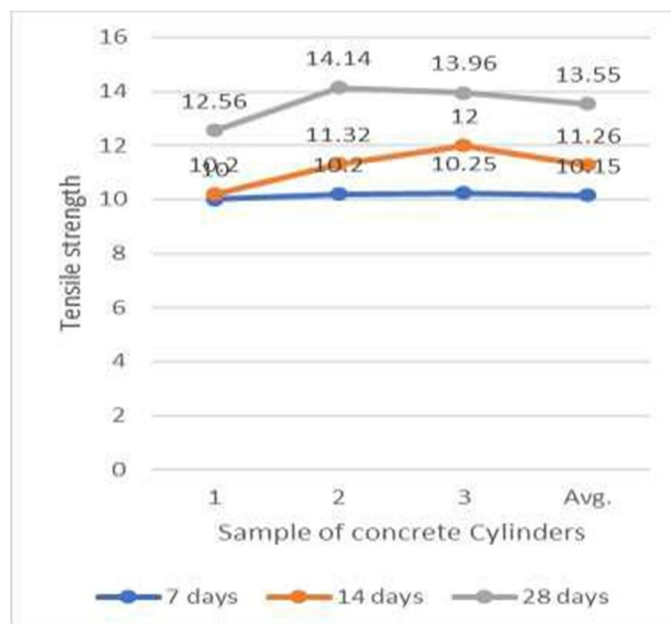
Graph 5: Tensile strength in Cylinders for normal concrete. As the results were plotted in the below graph.



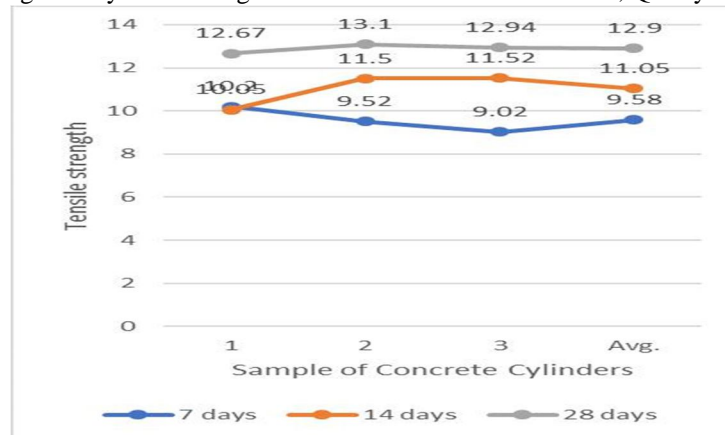
Graph 6: Tensile strength in Cylinders for granite of 10% and saw dust of 3% , Quarry Dust 3% in concrete.



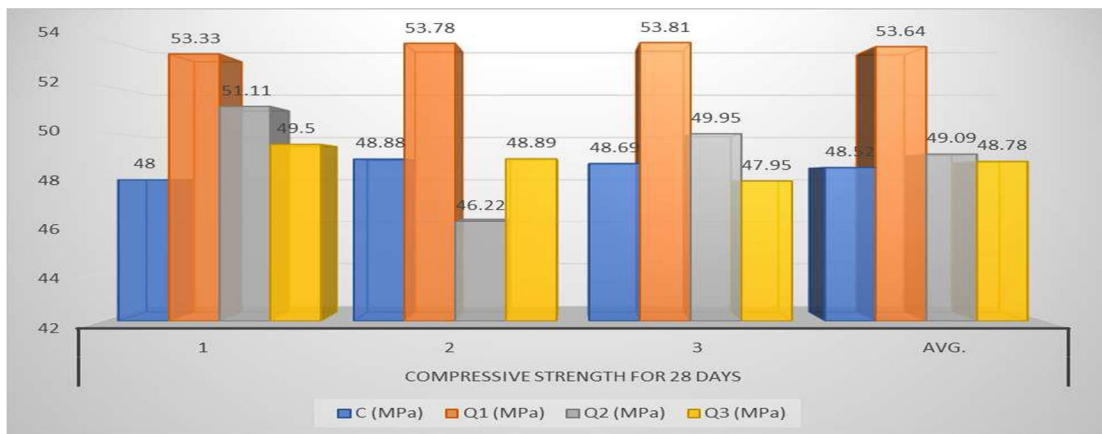
Graph 7: Tensile strength in cylinders for granite of 20%



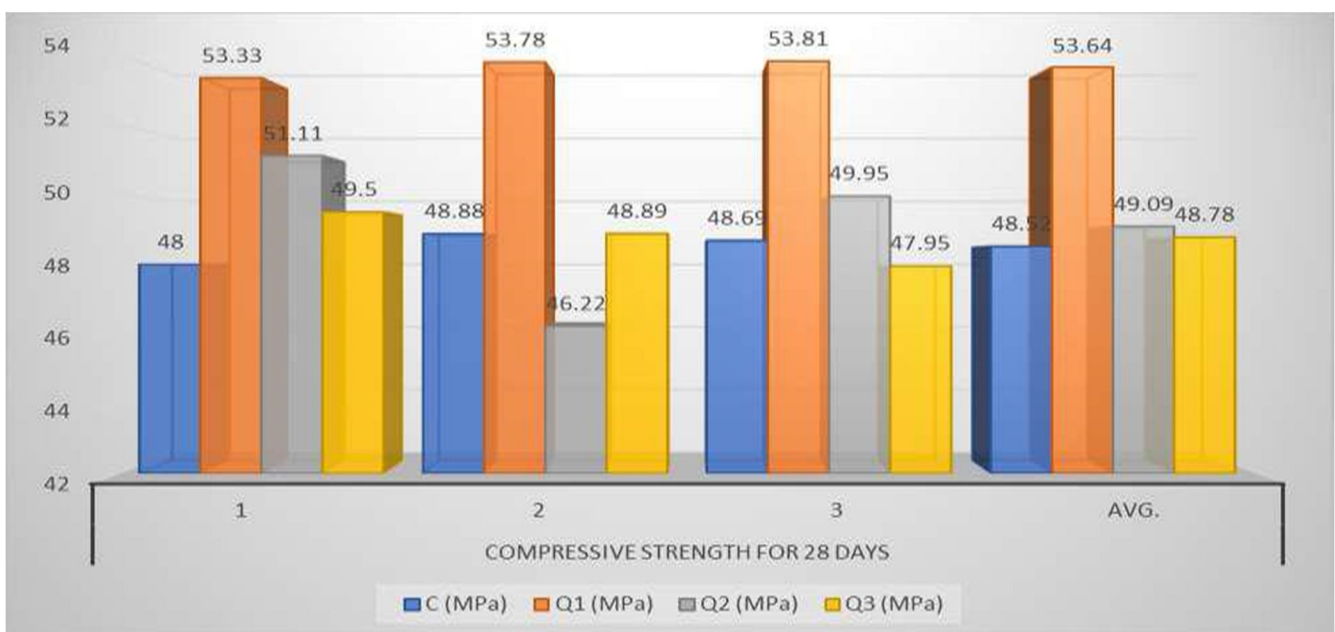
Graph 8: Tensile strength in Cylinders for granite of 30% and saw dust of 7% , Quarry Dust 7 % in concrete.



Graph 9: Compressive Strength In Concrete Cubes For 28 Days As The Results Were Plotted In The Below Graph.



Graph 10: Compressive Strength Im Concrete Cubes For 28 Days As The Results Were Plotted In The Below Graph.



VIII. CONCLUSIONS

- A. Based on the experiment investigation concerning about compressive strength and tensile strength obtain from the above experiments and graphs shall be shown in the above tables as followed. The granite powder and saw dust are shown the best results.
- B. By using Granite powder and saw dust ash , Quarry Dust in concrete the properties of concrete have certainly increased the physical properties of concrete.
- C. Compressive strength is increased with replacement of granite waste in concrete at 10% and saw dust ash, Quarry Dust in concrete at 3% is mixed was 53.81N/mm².
- D. When it is compared with normal concrete cube the compressive strength was 48.88N/mm².
- E. Similarly, tensile strength is increased with replacement of granite waste in concrete at 10% and saw dust in concrete at 3% is mixed was 14.71N/mm².
- F. When it is compared with normal concrete cube the compressive strength was 13.01N/mm².
- G. Therefore, instead of wasting the granite powder and saw dust ash , quarry dust was poured down to the Earth and it is thenceforth good for nothing, but to be cast out, and to be trodden under the foot of pupils and pretend nothing.

REFERENCES

- [1] R.Chitra, B.vamshi ,B.Kalyan kumar, D.Guru Mahendra, G.Sunil Kumar “experimental study on strength of concrete by partial replacement of fine aggregate with saw dust” volume 116 No.13 2017,261-265 , ISSN :1311-8080
- [2] Albert M joy, Aayena K Jolly, Anju Merin Raju, Bobina Elizabeth Joseph, “partial replacement of fine aggregate with saw dust for concrete” Volume 3,Issue 9,May-2016
- [3] A. Arivumangai , T.Felixkala “use of strength and durability properties of granite powder concrete” DOI: 10.5923 /C.JCE. 201401.01
- [4] Shoab Hussain, Savinth kumar.c and Karthick.B “Experimental study on partial replacement of fine aggregate with saw dust and quarry dust”volume 3 Issue 12 ,ISSN: 2349-6002
- [5] Abishek Narayanan, G. Hemnath, K. Sam Paul, K. Anne Mary “replacement of fine aggregate with saw dust” ISSN :2456-5717 Vol, 3 special Issue 35 April 2017
- [6] Yong Cheng, Wen you, Chaoyong Zhang, Huanhuan Li, Jian Hu “its use of the implementation of waste saw dust in concrete” Engineering, 2013, 5, 943-947 published online December 2013
- [7] A. Abdullahi, M. Abubakar, A. Afolayan “its use of partial replacement of sand with saw dust in concrete production” its 3rd Biennial Engineering Conference, Federal University of Technology, Minna, May, 2013.
- [8] J.Vengadesh Marshall raman M.Sriram , D.Prakash “Soil stabilization by using coconut coir fibre and flyash”, Journal of huazhong University of science and technology Volume 49 , issue 11 .
- [9] J Vengadesh Marshall Raman, M Sriram Study on replacement level of concrete waste as fine aggregate in concrete “International Journal for Research in Applied Science & Engineering Technology” Volume 5 , Issue 11



10.22214/IJRASET



45.98



IMPACT FACTOR:
7.129



IMPACT FACTOR:
7.429



INTERNATIONAL JOURNAL FOR RESEARCH

IN APPLIED SCIENCE & ENGINEERING TECHNOLOGY

Call : 08813907089  (24*7 Support on Whatsapp)