



IJRASET

International Journal For Research in
Applied Science and Engineering Technology



INTERNATIONAL JOURNAL FOR RESEARCH

IN APPLIED SCIENCE & ENGINEERING TECHNOLOGY

Volume: 10 **Issue:** V **Month of publication:** May 2022

DOI: <https://doi.org/10.22214/ijraset.2022.42487>

www.ijraset.com

Call:  08813907089

E-mail ID: ijraset@gmail.com

Comparison of Personality of Male Players Participating in Individual and Team Games

Kalyan Kumar Nayek¹, Ganesh Chandra Bauri², Dr. Bipin Kumar Patra³, Prof. Sakti Ranjan Mishra⁴

¹Vidyasagar Primary Teachers Training Institute, Haldia, Purba Medinipur. W.B.

²Chetana PTTI, Bishpuria, Purulia, W.B.

³Asst. Professor, Baliapal College of Physical Education, Baliapal, Balasore, Odisha

⁴Department of Physical Education and Sports, Panskura Banamali College (Autonomous), Panskura, Purba Medinipur, W.B

Abstract: The purpose of this study was to compare Personality of male players participating in individual and team games. The sample of the study was selected through purposive sampling technique. In total 200 subjects were selected which included 50 Volleyball players, 50 Football players 50 Badminton players, and 50 Athletes (N=200). All these sports persons played different inter-college and inter-district championships. Descriptive statistics and ‘t’ test was employed to interpret the data collected. It was found that there was no significant differences exist in personality between the players of individual and team games.

Keywords: Personality, Individual sports activities and team sports.

I. INTRODUCTION

Personality is an important concept in psychology. Personality refers to an individual's enduring pattern of behaviors, thoughts emotions. Personality is a meaningful concept because it allows us to compare and explain differences in behavior. It may also be considered meaningful because it allows us to have a sense of uniqueness. We can say that there is no other person who is exactly like us. There may be a large number of specific characteristics of personality that describe who we are.

Recent increasing scientific investigations and keen observations by coaches and physical personnel in the allied fields have brought to light a variety of physical, psychological, physiological, sociological cultured and environmental factors. Psychology in sports has largely arisen from a traditional interest in areas such as personality, emotional state, motivation, self control, anxiety creative thinking and aspiration etc. During these years it is probable that that coach and physical education teacher can exert, great influence upon the personalities of boys and they are charged by enhancing their feelings about' the levels of performance in motor skills and skill itself. The purpose of this study was to compare Personality of male players participating in individual and team games.

II. METHODOLOGY

- 1) **Sample:** For the present study total 200 players of individual and team games (i.e. 50 Volleyball, 50 Football, 50 Badminton, and 50 Athletics) were selected as subjects through purposive sampling. All these players participated in different national, state, inter-college and inter-university championships. The data collected by investigator includes players and athletes from Inter College Sports Meet of Vidyasagar University, Inter District sports competitions of West Bengal State. To assess the personality of the subjects the EPI (Eysenic Personality Inventory) constructed by Girdhar P. Thakur was used as the tool.
- 2) **Statistical Design:** In order to achieve the objective of the present study, the investigator has applied t’ test on the data collected from sports persons of individual and team games to compare the personality.

III. RESULTS AND FINDINGS

The personality of different groups was analyzed as stated below.

Table 1

Comparison Of Mean Difference Of Personality Level Between Individual Game Players And Team Game Players

Players	Mean	S.D.	S.E.D.	t-ratio
Individual Games	34.07	3.38	3.39	0.30
Team Games	33.04	3.28		

Tabulated Value at 0.05 level of confidence= 1.972 (df=198)

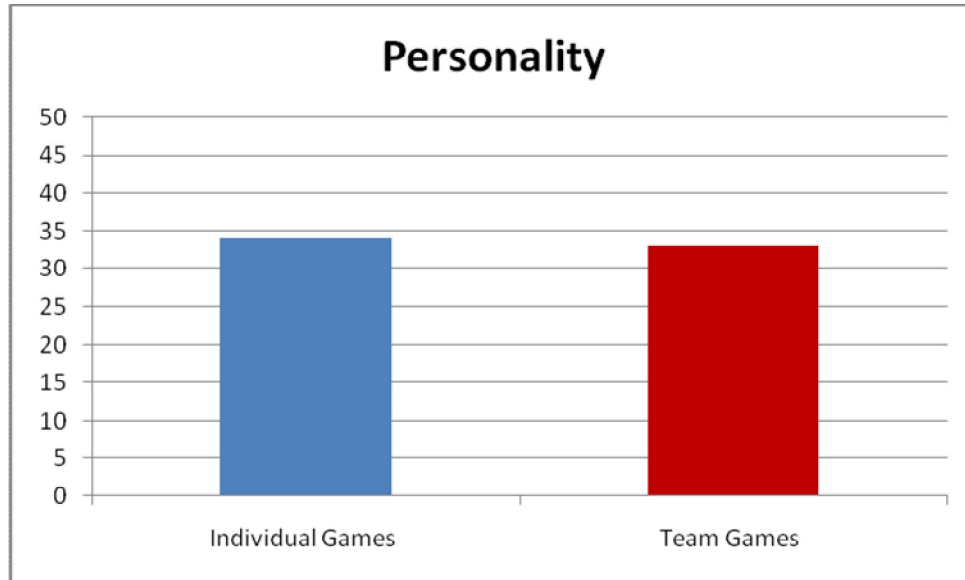


Figure 1

Table and figure 1 depicts that the mean score of personality of Individual games and Team game players, which were 34.07 and 33.04 respectively. The t-ratio of mean difference was found 0.30, which was lesser than table value (1.972). It indicated non existence of any significant difference between players of Individual games and Team games on personality. So it was resumed that there was no statistical difference in personality level between Individual and team games players.

Table 2
Comparison Of Mean Difference Of Personality Levels Between Volleyball Players And Athletes

Players	Mean	S.D.	S.E.D.	t-ratio
Volleyball player	32.05	3.18	3.19	0.31
Athletes	31.07	3.09		

Tabulated Value at 0.05 level of confidence= 1.972 (df=198)

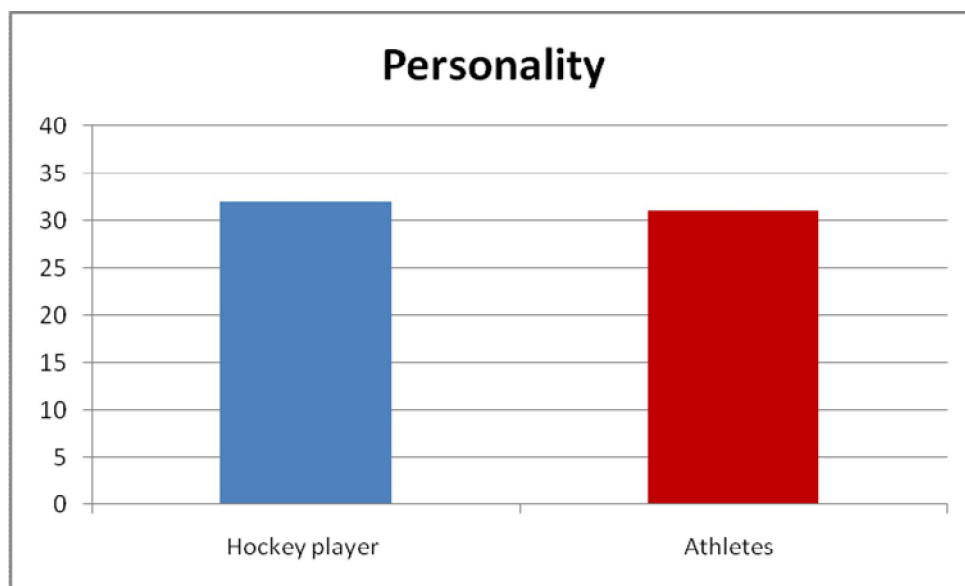


Figure 2

Table and figure 2 revealed that the mean score of personality of Volleyball players and athletes were 32.05 and 31.07 respectively. The t-ratio of mean difference was found 0.31, which is lesser than table value (1.972). It means, there was no significant difference existed between Volleyball players and athletes. So it was concluded that there was no statistical difference in personality levels between Volleyball players and athletes.

Table 3
Comparison Of Mean Difference Of Personality Levels Between Football Players And Athletes

Players	Mean	S.D.	S.E.D.	t-ratio
Football player	30.04	2.98	2.99	0.34
Athletes	31.07	3.09		

Tabulated Value at 0.05 level of confidence= 1.972 (df=198)

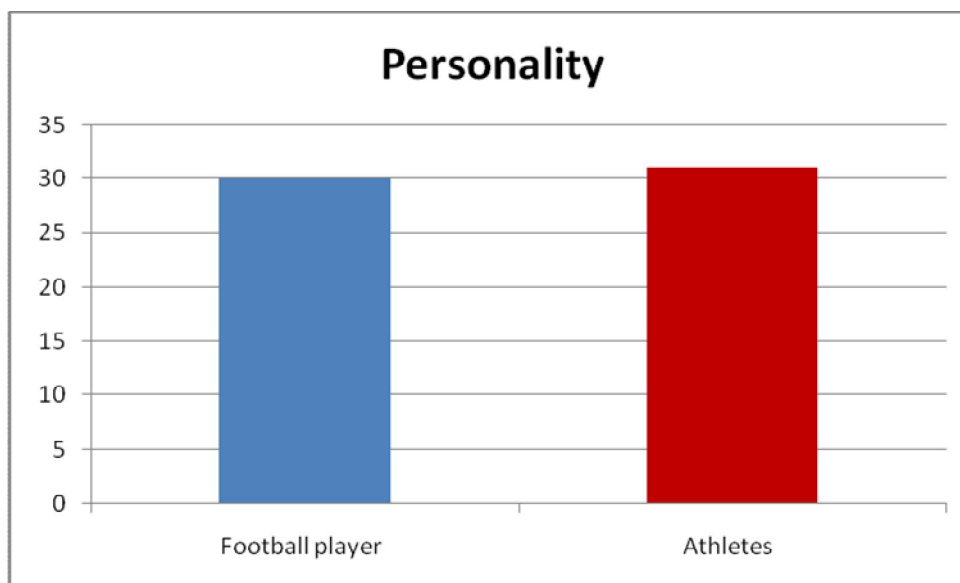


Figure 3

Table and figure 3 revealed that the mean score of personality of Football players and Athletes were 30.04 and 31.07 respectively. The t-ratio of mean difference was found 0.31, which was lesser than table value (1.972). It means that there was no significant differences existed between Football players and Athletes. So it could be resumed that there was no statistical difference exist in personality levels between Football players and Athletes.

Table 4
Comparison Of Mean Difference Of Personality Levels Between Volleyball Players And Badminton Player

Players	Mean	S.D.	S.E.D.	t-ratio
Volleyball player	32.06	3.18	3.19	0.62
Badminton Players	34.05	3.38		

Tabulated Value at 0.05 level of confidence= 1.972 (df=198)

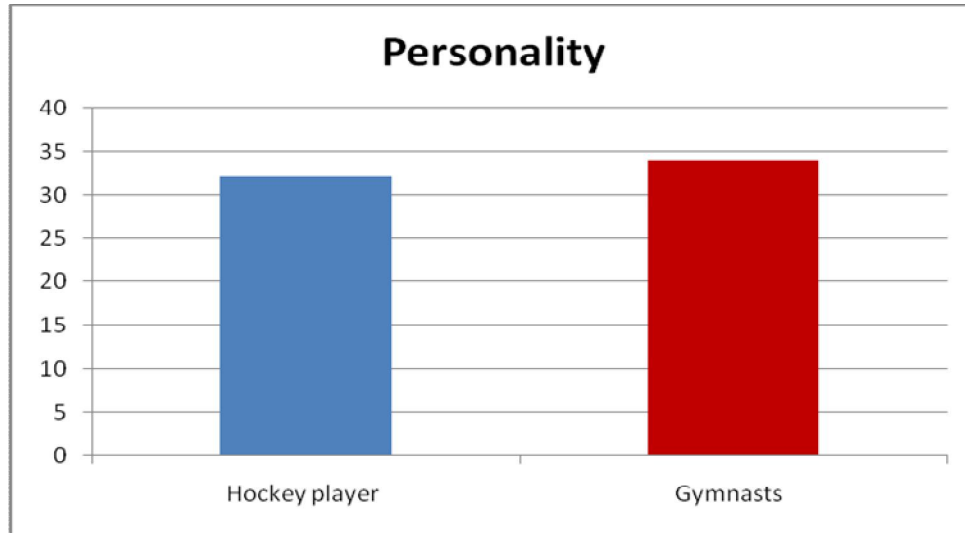


Figure 4

Table and figure 4 depicts that the mean score of personality of Volleyball players and Badminton Players, were 32.06 and 34.05 respectively. The t-ratio of mean difference was found 0.62, which was lesser than the table value (1.972). It means, there existed no significant difference between Volleyball players and Badminton Players. So it was resumed that there was no statistical difference in personality levels between Volleyball players and Badminton Players.

Table 5

Comparison Of Mean Difference Of Personality Level Between Football Players And Badminton Players

Players	Mean	S.D.	S.E.D.	t-ratio
Football player	30.04	2.98	2.99	1.34
Badminton Players	34.06	3.38		

Tabulated Value at 0.05 level of confidence= 1.972 (df=198)

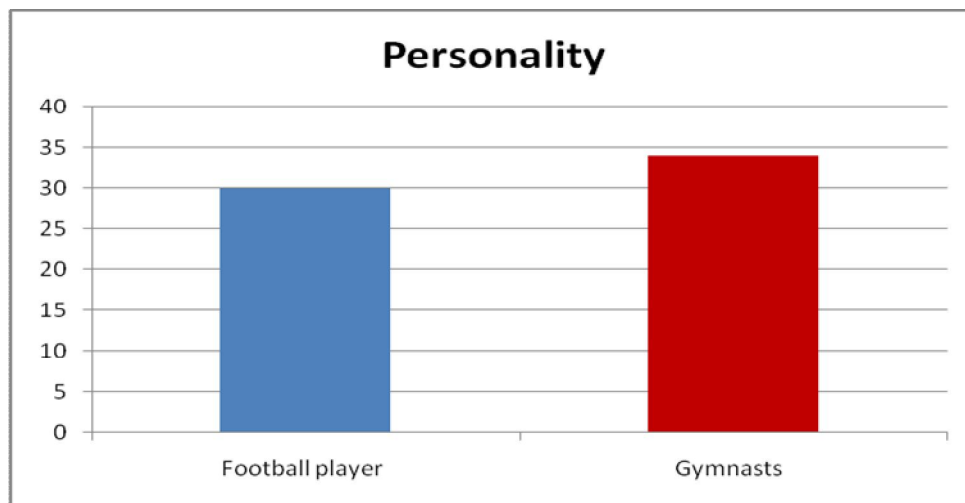


Figure 5

Table and figure 5 indicated that the mean score of personality of Football players and Badminton Players, were 32.05 and 34.05 respectively. The t-ratio of mean difference is found 0.62, which was lesser than table value (1.972). It was concluded that there was no significant difference existed between Football players and Badminton Players in personality levels.



IV. CONCLUSION

- A. Individual players and team game players were having more or less same personality..
- B. The personality of Volleyball players and athletes were more or less same
- C. The personality of Football players and athletes were more or less same.
- D. The personality of Volleyball players and Badminton Players were more or less same.
- E. The personality of Football players and Badminton Players were more or less same.



10.22214/IJRASET



45.98



IMPACT FACTOR:
7.129



IMPACT FACTOR:
7.429



INTERNATIONAL JOURNAL FOR RESEARCH

IN APPLIED SCIENCE & ENGINEERING TECHNOLOGY

Call : 08813907089  (24*7 Support on Whatsapp)