



IJRASET

International Journal For Research in
Applied Science and Engineering Technology



INTERNATIONAL JOURNAL FOR RESEARCH

IN APPLIED SCIENCE & ENGINEERING TECHNOLOGY

Volume: 9 Issue: XI Month of publication: November 2021

DOI: <https://doi.org/10.22214/ijraset.2021.38767>

www.ijraset.com

Call:  08813907089

E-mail ID: ijraset@gmail.com

Reliability of Unconventional Concrete: Improvement in Mix Design and Addition of Bacterial Admixture

Burhan Afzal¹, Er Ajay Kumar², Er Mukesh Kumar³

¹M.Tech Scholar, ²Assistant Professor, ³Head of the Department, Department of Civil Engineering, Universal Institute of Engineering and Technology

Abstract: Portland cement is used by the construction industries, which is known to be a heavy contributor of carbon dioxide emissions and environmental damage. Adding of industrial wastes like demolished old concrete OF structures, silica fume (SF) fly ash (FA) as additional cementing materials (SCMs) could result in a substantial reduction of the overall Carbon dioxide trace marks of the final concrete product. Use of these additional materials in construction industry especially in the making of concrete is highly challenging. Remarkable research efforts are needed to study about the engineering properties of concrete incorporating such industrial wastes. Present research is an effort to study the properties of concrete adding industrial wastes such as demolished concrete, FA and SF The improvement of properties of RCA concrete with the incorporation of two ureolytic-type bacteria, *Bacillus subtilis* and *Bacillus sphaericus* to improve the properties of RCA concrete. The experimental investigations are carried out by experts evaluate the improvement of the compressive strength, capillary water absorption and drying shrinkage of RCA concrete adding bacteria. Seven concrete mixes are manufactured using Portland slag cement (PSC) partially changed with SF ranging from 0 to 30%. The mix proportions were obtained as per Indian standard IS: 10262-2009 with 10% extra cement when SF is taken as per the above the construction practice by experts. Optimal dosages of SF for maximum values of compressive strength, tensile splitting strength and flexural strength at 28 days are determined.

Keywords: *Bacillus subtilis*, *Bacillus sphaericus*, RCA, PSC, Silica Fume.

I. INTRODUCTION

In construction business, concrete is regarded as a crucial component. Concrete is formed of three basic integrals: water, aggregate and binding material such as cement. Concrete is a disparate and composite material. It is a well-known fact that modern construction plants are largely dependent on concrete. Concrete has been modified from time to time to enhance its properties. Efforts are being made by experts to make it eco-friendly as possible. This demand comes from the fact that concrete is generously used in construction plants. The majority of engineering construction facilities appear to be environmentally benign, however this is not the case. The release of different harmful gases harms the environment, with carbon dioxide being the most significant contributor, which can be traced back to the usage of Portland cement in building. Since the previous two decades, the number of development projects in India has risen dramatically and at a quick pace. Variety of supplemental materials for cementing e.g. 'Silica Fume' and 'Fly Ash', it's possible that cement will be used. be game changing step in reducing carbon dioxide impression of the logical finished concrete. Thus small scale use of 'Portland cement' will result in samller adverse effect on environment.

A. Need for an Alternative to Conventional Concrete

In India one of the major environmental issue is caused due to the deposition of construction garbage which is produced by demolition of old constructions as studied by the experts ,Out of 48 million tons of solid waste production, 25% is attributed to construction projects/plants according to the Pollution control board of India. This aspect does not differ much outside India. Natural resources can be effectively preserved by recycling the waste of construction projects as an aggregate and it will reduce the production of overall waste at the first place. Utilization of concrete from building wrecks, FA and SF in construction plants is more atomistic as it conduces to the bionomical balance. However, devising such approach in carving out the concrete out of those materials is demanding and full of challenges. Extraordinary scientific efforts and research is mandatory to deeply study the biochemical and technical features of such industrial concrete wreck. Current study is a sincere attempt to learn different concrete's integrating properties in construction and wastes like 'razed concrete', 'Silica Fume' and 'Fly Ash'. In order to make new concrete, total or partial restoration of natural coarse aggregate (NCA) has been experimented by making use of recycled coarse aggregate (RCA) procured out of razed and demolished concrete.

II. LITERATURE REVIEW

An Long-term durability of concrete carved out from recycled materials is major goal , this literature review goes broadly in the same direction. Bacteria flora has been utilized in current study for the improvisation of properties of RCA concrete. Thorough investigations have been carried out as part of this research for assessment of different things of 'Silica Fume', 'Fly Ash' and 'R C A' concrete. For this presentation, literature review has been divided into different segments vizaviz

- 1) Studies on 'R C A' concrete.
- 2) Utilization of bacterial flora for improvising characteristics of concrete.
- 3) Researches to reveal properties of 'Silica Fume' and 'Fly Ash' concrete.
- 4) Review methods in experimentation used for current research.

A. Studies on Recycled Concrete Aggregate

In current times enormous amount of crushed concrete is produced out of razed old structures. As per experts the production of waste materials from buildings is estimated to be One Hundred Forty Eight [million tones] annually. Land-filling of such huge amount of waste require huge junk of land. Rohul (2006) studied the comparison among two aggregates on their mechanical properties. Tabish and Abdel Fatah (2009) did a study over behavior specifically used aggregate automatic characteristics. They establish and then explained in their research certain properties (physical as well as mechanical) of 'recycled concrete' reduces by about 25% than ordinary concrete made from ordinary aggregate. However, in spite of natural aggregate being superior in strength, recycled aggregate properties are well within acceptable standard for practical purpose. Kou (2012) studeid outcome keeping in view the porous nature with its size distribution over five years of curing, and stated that recycled aggregate concrete was ready to use. had significant Compared to natural aggregate concrete, it has a lower compressive strength and a greater splitting tensile strength.

B. Studies on bacterial concrete studies on bacterial concrete

In many engineering applications ,for many years, bio-mineralization has been employed. . [Bachmei. 2002; Muynck. 2008; Achal . 2009; Sung-Jin . 2010; Siddique and Chahal 2011; Majumdar. 2012; Grabiec. 2012; Pacheco-Torgaland Labrincha2013. Pacheco-TorgalandLabrincha(2013) observed about certain bacteria having capability of Calcium carbonates that form naturally. Several metabolic processes of bacteria and fungi, including as photosynthesis, are credited with precipitation. de-nitrification, ammonification, Sulphate reduction, aerobically anaerobic sulphide oxidation, also 'sulphide ox) anaerobically (Caastainer. 2001 and Rieding , 2001.) Bacillus genus bacteria have been utilised as an intermediate agent for natural biological calcium carbonate synthesis in the majority of trials described in the literature.

C. Studies on Silica fume and Fly ash Concrete

The idea to utilize substitute materials in concrete not only helps to conserve raw materials, it also drastically reduces emission of Carbon dioxide and thereby keeps environment clean. SF and FA are two widely accessible cementitious materials with pozzolanic characteristics. FA is a waste product produced by thermal power plants while Sf is a silicon metal by-product. (Yeginobal, 1997; Bilodeau, Malhotra, 2000; Ramazan, 2001). Resistance to abrasion and resilienceofconcrete has been reported to improve with SF ('Mehta' 1985; 'Laplante'. 1991; 'Malhotra and Mehta in 1996; Müller in 2004; and Behnood and Ziari in 2008.) As a matter of fact, with tremendous development in power industry using coal fired plants release FA as a by-product yield FA in a vast quantity ,sadly maximum of the yield is dumped.

D. Experimental Methods as per Indian Standards

Investigational effort within this research was carried out according to procedure, with Indian norms in mind..This section comprehensively explains the methods used for conduction of study experimental program.

- 1) *Compressive Strength*: Following curing of 'seven' and 'twenty eight' days, strength (compressive) of 'specimen' is evaluated under dry surface conditions.. For compressive strength testing, both 150mm150150 and 100mm100100 moulds are utilised. For each typical category, three representatives were experienced. Strength(compressive) of given category determined by average Three specimens were tested for compressive strength.
- 2) *Tensile Splitting Strength*: Split tensile strength of concrete was determined according to IS: 516-1959. Throughout the experiment, cylinders with diameters of 300 mm 150 and 200 mm 100 were utilised for determination of split tensile strength of concrete.

- 3) *Flexural Strength:* Concrete’s flexural strength were shown according to IS: 516-1959. Prism of size (500 mm×100×100) was used for the purpose of the testing.
- 4) *Capillary Water Absorption:* Capillary activity through concrete is investigated in this study utilising the mass technique and concrete cubes of various sizes. The cubes are steamed in oven at 1050 C, until they achieve consistent weight, growth after casting and 28 days of curing. Except for the top, bottom surfaces, a cube is coated using epoxy resins to preserve Capillary activity is measured using a one-dimensional water flow. Cubes are submerged inside water to a depth of ‘5 mm’ over their base. A 2mm gap between submerged side and water’s bottom is required for effective water interaction. Immersions last (0.5, 1, 2, 4, 6, 24, 48, 72, and 96 hours), respectively. The weights of the cubes after each dip are recorded to determine the capillary water absorption. The following relationship as a function of time is used to determine capillary action.

$$t \times W = S \Delta$$

- 5) *Air Content:* The pressure technique is used to detect according to Indian Standard IS: 1199-1959, the amount of air in freshly mixed concrete. Concrete that had been mixed is poured into basin after, many tappings. After adding water, a hand pump is used to produce the requisite test pressure of less than 0.02 kg/cm². The beginning water height measured on standpipe’s graded precision bore tube else gauge glass at this stage test pressure is gradually released after that and the ultimate water height is measured. G A 1 A (2.2) been used to calculate the apparent air content (A), where A is The difference between the starting and final water height is equal to obvious air substance in ‘percentage’ (%) by quantity of material. Cluster alteration aspect is computed as a percentage of concrete volume using the following formula: IS: (1199-1959).

III. EXPERIMENTAL METHODOLOGY

Breaking, removing, and crushing existing concrete into an item of required size and quality is a simple procedure that includes reusing old destroyed concrete and assembling it. A previous study found that an RCA like this might be used to make normal and high-strength concrete instead of a combination of natural chemicals.. There are a variety of environmental benefits to using recycled materials., including the possibility of diverting valuable substances from waste streams, reduced energy expenditure in recycling materials, conservation of natural resources, and reducing pollution.

A. Materials in Recycled Concrete Aggregate

The RCA was acquired from two sources: (a) a demolished concrete wall (not in use) that was designed to transport water [3 years old] and (b) recycled beams made of concrete cubes building engineering laboratory. While Source (a) was a concrete combination by means of diverse design characteristic capabilities [varying between 26 (MPa) and 31 (MPa)] and everything belong about them were loaded (direct compression or compound folded) until failure, Source (b) was concrete combination with different designn feature capabilities [varying between 26 (MPa) and 31 (MPa)]The rank of experience to both sources is typical.

Table I
Properties of R C A of different ‘age’

| Aggregate Type | A G E | Specific gravity | W a t e r absorption (%) | I m p a c t value (%) | C r u s h i n g Value (%) |
|----------------|----------|------------------|--------------------------|-----------------------|---------------------------|
| RC 1 | 0-1 year | 2.48 | 4.5 | 27 | 26.5 |
| RC 2 | 3 years | 2.26 | 5.36 | 28.2 | 27 |
| N 2 R C 1 | 2 | 2.38 | 5.4 | 32 | 29 |
| N C A | 0 | 2.84 | 1.1 | 24 | 23 |



FIGURE1: RC 1

FIGURE 2: RC 2

FIGURE 3: N2 RC 1

B. Casting of Specimens (RCA)

Title According to IS: 10262-1982, concrete mixtures pressure-testing tests was created within distinct water content ratings. All mixes had a constant water content of 186 kg/m³, and when the water content ratio increases, the cementing content ranges between 630 (kg/m³) and 296 (kg/m³) correspondingly. Permeability of air, reduction, as well as testing of capillary act were performed on suitable samples that had regular substance of cement, water cement proportion, also content of water of 382 (kg/m³), 0.6, also 196 (kg/m³) correspondingly. Tables 2 - 4 show the amount of mixing estimations that were taken into account. The previous edition of IS: 10262 (1982) specifies that the water content ratio and Natural Aggregate Concrete's Compressive Strength be related (NAC) . The current project aims to investigate the link between water cement proportion as well as strength (compressive) of concrete (RCA) in similar line.

In 'Table' (4), it is shown that the dimensions of the various compounds of RCA concrete in different w / cs the amount (Keeping entire quantity of water in mind) uses for this purpose. A revolving concrete mix is used to mix all the concrete in the laboratory. Cube mold size, mold size, mold mold mm mm mm. and According to IS: 516-1999 and IS: 1199-1959, compressive strength, shrinkage reduction, stiffness of Tests of strength and flexural strength were carried out. using a 300 mm length and a prism mould size of 100 × 100 × 500 mm Concrete is cast on a certain prescribed mould by IS: 1199-1959 by monitoring the air content. Specimens are created one day after casting that was stored in a water tank at 27⁰C upto 28 days.

Table II
Properties of 'RCA' of different ages

| Mix | Mix1 | Mix2 | Mix3 | Mix4 | Mix5 | Mix6 | Mix7 | Mix8 |
|--------------------------------|------|------|------|------|------|------|------|------|
| ement (kg m ⁻³) | 620 | 531 | 465 | 413 | 372 | 338 | 310 | 286 |
| Sand (kg m ⁻³) | 429 | 469 | 501 | 531 | 560 | 587 | 614 | 639 |
| RCA (kg m ⁻³) | 1007 | 1072 | 1120 | 1132 | 1140 | 1155 | 1171 | 1185 |
| w/c | 0.30 | 0.35 | 0.40 | 0.45 | 0.50 | 0.55 | 0.60 | 0.65 |
| Water (kg m ⁻³) | 186 | 186 | 186 | 186 | 186 | 186 | 186 | 186 |

Table III
Properties of 'RCA' of different ages

| Mix | Mix1 | Mix2 | Mix3 | Mix4 | Mix5 | Mix6 | Mix7 | Mix8 |
|---------------------------------|------|------|------|------|------|------|------|------|
| Cement (kg m ⁻³) | 620 | 531 | 465 | 413 | 372 | 338 | 310 | 286 |
| Sand (kg m ⁻³) | 429 | 469 | 501 | 531 | 560 | 587 | 614 | 639 |
| RCA (kg m ⁻³) | 1007 | 1072 | 1120 | 1132 | 1140 | 1155 | 1171 | 1185 |
| w/c | 0.30 | 0.35 | 0.40 | 0.45 | 0.50 | 0.55 | 0.60 | 0.65 |
| Water (kg m ⁻³) | 186 | 186 | 186 | 186 | 186 | 186 | 186 | 186 |

Table IV
Properties of RCA of different ages

| MIX | MIX 1 | MIX 2 | MIX 3 | MIX 4 | MIX 5 | MIX 6 | MIX 7 | MIX 8 |
|---------------------------------|-------|-------|-------|-------|-------|-------|-------|-------|
| cement (kg m ⁻³) | 620 | 531 | 465 | 413 | 372 | 338 | 310 | 286 |
| sand (kg m ⁻³) | 429 | 469 | 500 | 531 | 560 | 587 | 614 | 639 |
| RCA (kg m ⁻³) | 1016 | 1052 | 1075 | 1087 | 1094 | 1096 | 1112 | 1120 |
| W / c | 0.30 | 0.35 | 0.40 | 0.45 | 0.50 | 0.55 | 0.60 | 0.65 |
| water (kg m ⁻³) | 186 | 186 | 186 | 186 | 186 | 186 | 186 | 186 |

C. Material for Bacterial Concrete

Because bacteria must thrive in a warm, alkaline environment, their behaviour is critical. The new concrete has a pH of 11 to 13 and has reached a temperature of 550C due to the hydration temperature. As a result, the chosen bacteria should be able to thrive in alkaline, heated concrete and produce calcium carbonate as naturally as possible temperature and pH .To guarantee the compatibility of B. sphaericus and B. cunning, patience was used. From tolerance tests, it is known that both B. sphaericus and B. At both 37oC and 55oC, subtilis might stay alive for 'pH' ranging in between 9 and 14. In areas near the steel industry, furnace debris made of Portland slag cement (PSC) is common. PSC cement, as defined by IS: 455-1989, is used in this study to make concrete.

Local sand (fine aggregate) that meets the requirements of IS: 383-1970 was collected from a local river and utilised in this investigation. For the production of concrete mixtures, Only one form of RCA is examined in this study (RC-1, as indicated in the preceding section). Bacillus subtilis and Bacillus sphaericus have been used for alternative development RCA concrete concrete buildings. These were accessible in the form of pesticides that could be bought at a store.



Figure 4: B. subtilis



Figure 5: B. sphaericus

D. Casting of Bacterial Concrete Specimens

To understand the increase of concrete’s (RCA) ‘compressive strength’, several mixtures of concrete are examined virally and externally. After a weight wrapping, the integration design is examined in line with the general concrete building method specified in IS: 10262-1982. The substitution of NCA by RCA in RCA concrete mixtures is complete (100 percent) . At a typical rate of w/c average 0.5, the cement content is maintained at 372 kg/m³. Concrete made by RCA and NCA is made without the use of microorganisms and is used as a reference in this study.

A mixture of 101, 103, 106, and 107 cells/ml was used to create a unique bacterial concrete. According to the amount of concrete mixes, there are four disinfection concrete mixes, each with two treated strains, and two concrete mixers with RCA and NCA. Table 3.5 contains information on all of the mixes.

It should be mentioned that recent studies [‘Chahal . 2012; ‘Tittelboom’. 2010 and De-‘Muync’. 2008] have stated the mixing ratio and w/c ratio of bacterial concrete as 0.5. On RC-1 concrete, a water content value above 0.37 results in significantly superior pressing force. As a result, a water content ratio of 0.5 was used for investigation. To reduce additional RCA’s ‘water absorption’ moreover to contain similar area full with RCA as the NCABefore throwing, the RCA is soaked in water for one hour before being keep without water upto 24 hours. Both of these straight and attractive dry piles were blended with cement two minutes before adding water in a laboratory setting. The bacterial solution is mixed with around 10% of the total water removed.. Additional water (ninety percent) is mixed and stirred for 1 min. with dried aggregate along with cement separately. Several minutes after, reduced bacterial mixture is put into some another three layered cement mix.

Table V
Properties of RCA of different age

| Mix | N C A Concrete | R C A Concrete(With Bacteria) | | | | |
|----------------------------------|----------------|--------------------------------|---------|---------|---------|---------|
| | | Controlled | ‘ B 1 ’ | ‘ B 2 ’ | ‘ B 3 ’ | ‘ B 4 ’ |
| Concentration Of bacteria (ml/L) | 0 | 0 | 10 | 15 | 20 | 30 |
| Cement (kg m ⁻³) | 3 7 1 | 3 7 2 | 37 2 | 372 | 37 2 | 372 |
| Sand (kg m ⁻³) | 5 7 8 | 5 6 3 | 5 6 3 | 5 63 | 56 3 | 563 |
| R C A (kg m ⁻³) | 1 2 33 | 1137 | 11 37 | 1 1 3 7 | 1 1 3 7 | 1 1 3 7 |
| w/c ratio | 0 . 6 | 0 . 6 | 0 . 6 | 0 . 6 | 0 . 6 | 0 . 6 |
| Water (kg m ⁻³) | 1 8 7 | 1 8 5 | 1 8 5 | 1 85 | 1 85 | 185 |



Figure 6:RCA concrete with *B. subtilis* Figure 7:RCA concrete with *B. sphaericus* Figure 8:RCA concrete without bacteria

E. Materials and Test Specimens of Silica Fume Concrete

In the current study, grade 920-D SF, which has a surface area of roughly 19.5 m² / g, considerably alters the cement.. As an excellent mixture, natural river sand that meets IS: 383-1970 is utilised. Gravity and water are found in proportions of 2.65 and 0.8 percent, respectively.. Discovered in a nearby quarry with a maximum nominal diameter of 20 mm. 2.75 coarse aggregates' specific gravitational force and 0.6 percent water absorption, respectively. In this investigation, A water-reducing superplasticizer with a gravitational force of 1.08 is used (Sikaplast 301 I, Polycarboxylic based). The test specimens have been optimised for compressive strength, high cracking force, and flexural test strength. For each test measurement in each test segment, 15 samples were considered.. A rotating compound laboratory machine is used to mix concrete. A fall cone test is used to evaluate performance of mixtures of concrete in accordance with 100. cylinders size×100×IS: 1199-1959. Tubes size 100mm 100 are cast×100×100 and prisms size 500mm×200mm Compressive strength, separation of strength strength, and flexural strength are all determined separately. In normal weather, all species may be cured with regular tap water.

For a period of up to 28 days, the state can be maintained. Seven different concrete mixes are made with SF as a partial substitute for cement. According to IS: 10262: 2009, The cement concentration of SF-containing compounds has been increased to 348 (kg/m³). Cement amount in SF concrete mix decreases as SF percentage enhances, from (332 kg/m³) (five 'percent' of SF) to 247 (kg/m³) (thirty percent of "SF"). Overall mass of compound is lowered by an increasing proportion of SF, as shown in the table.. This is because of increased volume of cement construction materials (SF has a lesser gravity strength than cement.). As Sf reduces the performance of the concreteIt also decreases the amount of waterlogging superplasticizer applied in relation to the SF capacity. All chemicals studied in this study had a consistent water content (148 kg/m³).

Table VI
Mix' proportions considered in the 'study'

| M i x | Controlled | 5 % | 5 % | 5 % | 5 % | 5 % | 5 % |
|---|------------|---------|---------|---------|---------|---------|-------------|
| C e m e n t (kg m ⁻³) | 3 0 8 | 3 2 2 | 3 0 5 | 2 8 8 | 2 7 2 | 2 5 4 | 2 3 7 |
| S F (kg m ⁻³) | - | 1 6 . 8 | 3 3 . 8 | 5 0 . 8 | 6 7 . 8 | 8 4 . 8 | 1 0 1 . 8 |
| S a n d (kg m ⁻³) | 7 1 5 | 7 0 2 | 7 0 0 | 6 9 8 | 6 9 5 | 6 9 4 | 6 9 2 |
| C o a r s e Aggregate (kg m ⁻³) | 1 3 0 4 | 1 2 8 1 | 1 2 7 8 | 1 2 7 4 | 1 2 6 9 | 1 2 6 6 | 1 2 6 2 . 0 |
| w / c | 0 . 4 3 | 0 . 4 3 | 0 . 4 3 | 0 . 4 3 | 0 . 4 3 | 0 . 4 3 | 0 . 4 3 |
| W a t e r (kg m ⁻³) | 1 4 8 | 1 4 8 | 1 4 8 | 1 4 8 | 1 4 8 | 1 4 8 | 1 4 8 |
| Admixture (kg m ⁻³) | 1 . 2 8 | 2 . 7 1 | 3 . 0 4 | 3 . 3 9 | 3 . 7 3 | 4 . 0 7 | 4 . 4 1 |



Figure 9: Concrete cubes



Figure 10: Concrete cylindrical specimens



Figure 11: Concrete prisms

F. Materials and Test Specimens of fly ash Concrete

By changing the cement weight by a factor of three, three different concrete mixes may be created. . Table 3.6 shows weight of cement (FA) sand (natural), coarser aggregate content, water as well as compounds, and mixing schemes are modified according to each IS: 10262-2009. The FA doses are 20%, 40%, and 60% of the total cement content, respectively. The control mix has a cement concentration of around 394 kg/m³. ‘FA’ like ‘SF’ taking place further pass have damaging result on performance of new concrete. As a result, a high-density water-plasticizer is utilised .The last concrete FA works the same. Water content is maintained (177.3kg / m³) of all mixtures. The test specimens have been optimised for compressive strength, high cracking force, and flexural test strength. For each test measurement in each test segment, 15 samples were considered A rotating compound laboratory machine is used to mix the concrete. A fall cone test 100 tubes, size cylinders 100, according to IS: 1199-1959, is used to evaluate the concrete mix's performance. 100mm 100 are thrown at the determination of $\times 100 \times 100$ and prms size 500mm \times 200mm. For up to 28 days, all techniques of specimens are handled with regular tap water in natural weather. As the SF percentage rises, the cement content in the concrete mixture decreases. from 315 kg/m³ (20 percent SF) to 157 kg/m³ (50 percent SF) (60 percent SF). Because it reduces the performance of new material, water sinking ‘superplasticizers’ are applied in accordance with amount of ‘SF’. Maintenance of water content of ‘177’ (kg / m³) of combinations taken for above read. All of the species listed in the preceding section have been tested to Indian specifications. The average number of outcomes for fifteen instances from each of the chosen categories is taken into account.. In PSC SF concrete, the most relevant relationships are created to reflect characteristics such as flexural strength and flexor strength as strong as compressive force. The SF concrete's median ratio of flexible to dynamic separation strength was found to be somewhat greater than the required ACI values.

Table VII
Mix proportions considered for the FA

| ‘Mix’ | Controlled | 20 % | 40 % | 60 % |
|---------------------------------|------------|-------|-------|-------|
| Cement (kg m ⁻³) | 394 | 314.2 | 236.4 | 157.6 |
| FA (kg m ⁻³) | - | 78.9 | 157.6 | 236.4 |
| Sand (kg m ⁻³) | 641 | 640 | 641 | 641 |
| Aggregate (kg m ⁻³) | 1115 | 1114 | 1114 | 1114 |
| W/c(ratio) | 0.45 | 0.45 | 0.45 | 0.45 |
| water (kg m ⁻³) | 177.3 | 177.3 | 177.3 | 177.3 |
| admixture (kg m ⁻³) | 1.97 | 2.76 | 3.15 | 3.55 |

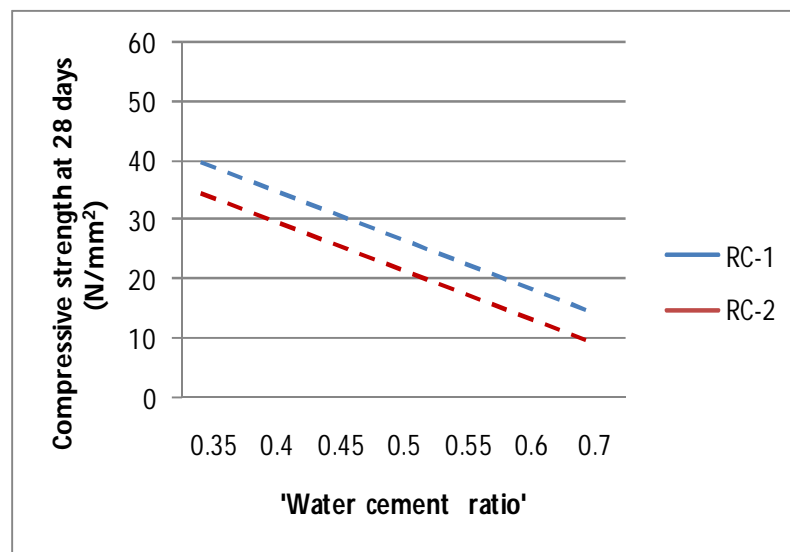
IV. EXPERIMENTAL RESULTS

Major goal of present study is investigation of concrete structures composed of various materials (RCA, SF, and FA) and their potential development. The goal of this research was to look at the link between the w/c scale, compressive strength, and other concrete engineering constructions with uncommon materials in order to determine whether or not they could be used reliably. This research included looking into the creation of RCA concrete structures using microorganisms.

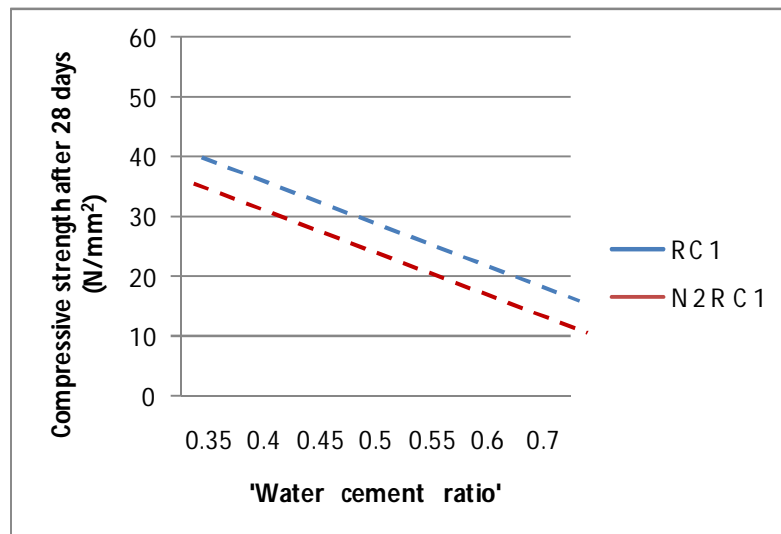
A. Test results of RCA

All of the concrete in the laboratory is mixed in a rotating concrete mix. Prism mould size 100100mold 150 mm dia., cube 7575150 150 mm, cylinder 150mold size, 150 mm They are utilised for compression strength, drying shrinkage, and measuring '300' mm , a prism mould size '500' mm , IS: 516-1999 and IS: 1199-1959, respectively, stiffness and flexibility power tests.

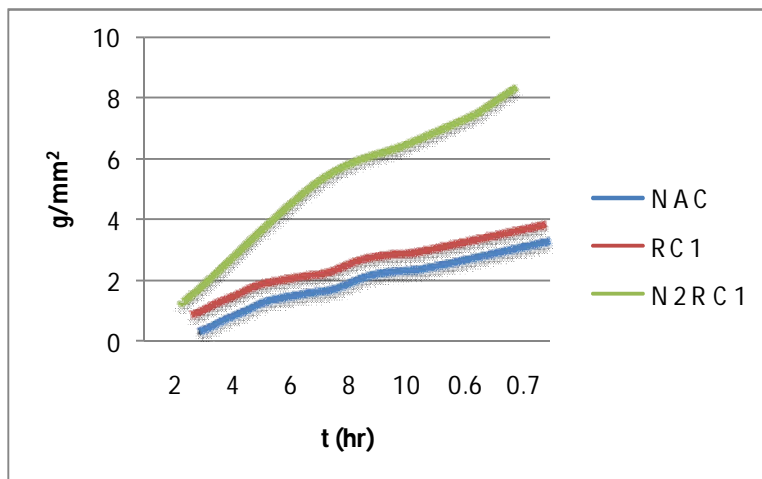
1) Influence of Age of 'RCA' on 'Compressive Strength of Concrete'



2) Number of 'recycling' of 'RCA' on 'compressive strength'



3) Water Absorption



4) Air Content

| Concrete Type | Percent air content |
|---------------|---------------------|
| 'R C 1' | 12.0 |
| 'R C 2' | 13.0 |
| 'N 2 R C 1' | 14.0 |
| 'N A C' | 12.0 |

5) Splitting Tensile And Flexural Strength

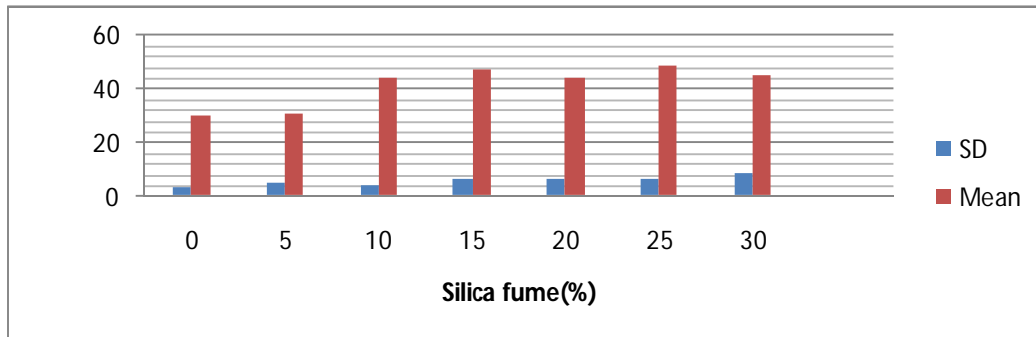
| Concrete Type | Percent air content |
|---------------|---------------------|
| 'R C 1' | 12.0 |
| 'R C 2' | 13.0 |
| 'N 2 R C 1' | 14.0 |
| 'N A C' | 12.0 |

B. Test Results of Bacterial Concrete on Compressive Strength

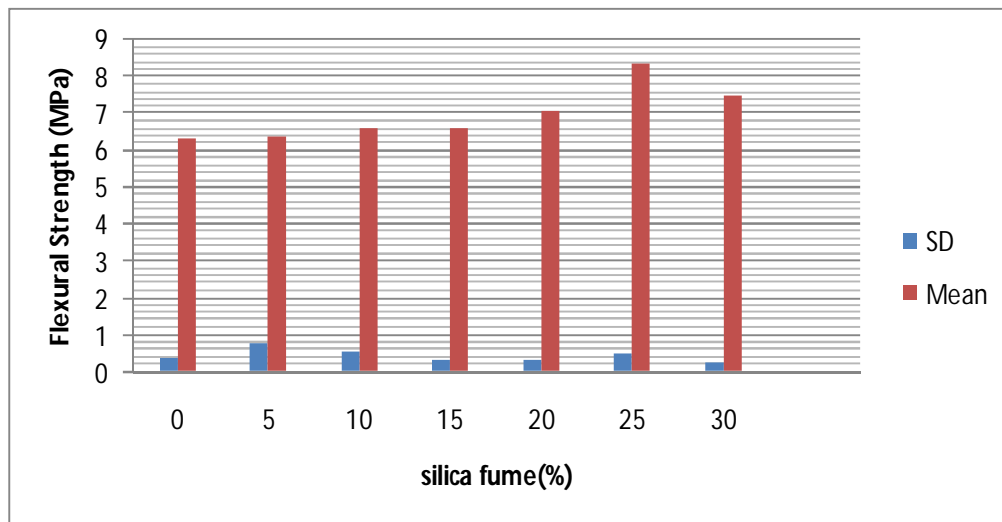
| Mix | Seven day | | Twenty eight days | |
|------------------|-------------|---------------|-------------------|---------------|
| | B. subtilis | B. sphaericus | B. subtilis | B. sphaericus |
| 'NCA'(0ml) | 33.1 | 33.1 | 44.03 | 44.0 |
| 'Controlled(0ml) | 29.0 | 29.0 | 38.2 | 38.2 |
| 'B 1'(10ml/l) | 31.2 | 30.1 | 41.0 | 43.1 |
| 'B 2'(15ml/l) | 32.7 | 33.5 | 43.1 | 46.1 |
| 'B 3'(20ml/l) | 34.1 | 38.8 | 46.2 | 51.3 |
| 'B 4'(30ml/l) | 32.8 | 34.6 | 44.6 | 48.5 |

C. Test results of silica fume concrete

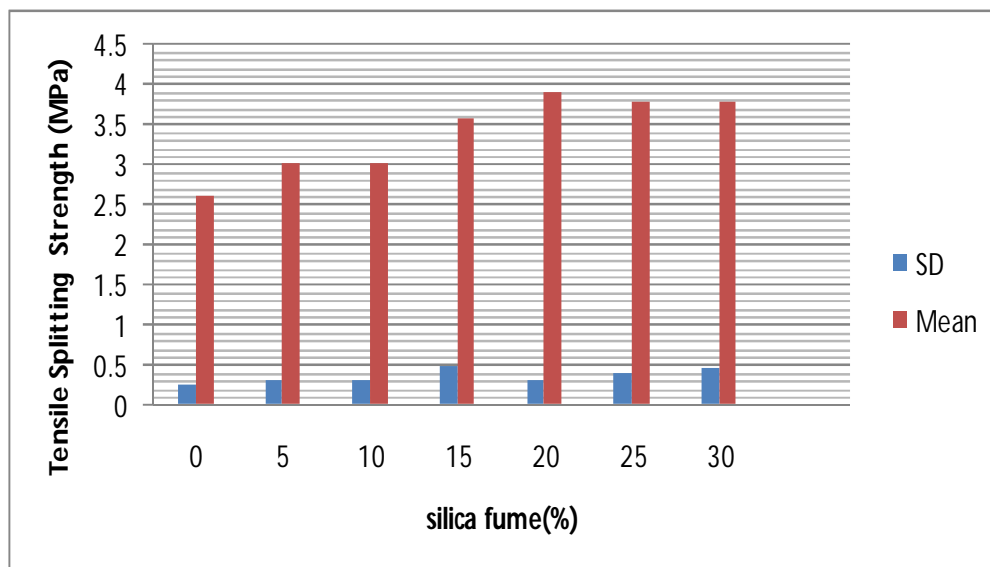
1) Compressive Strength



2) Flexural Strength

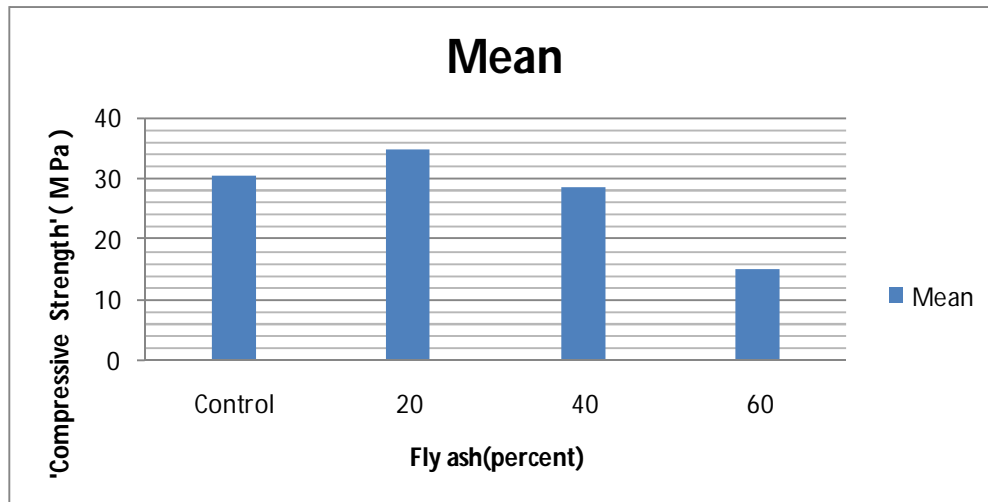


3) Tensile Split Strength

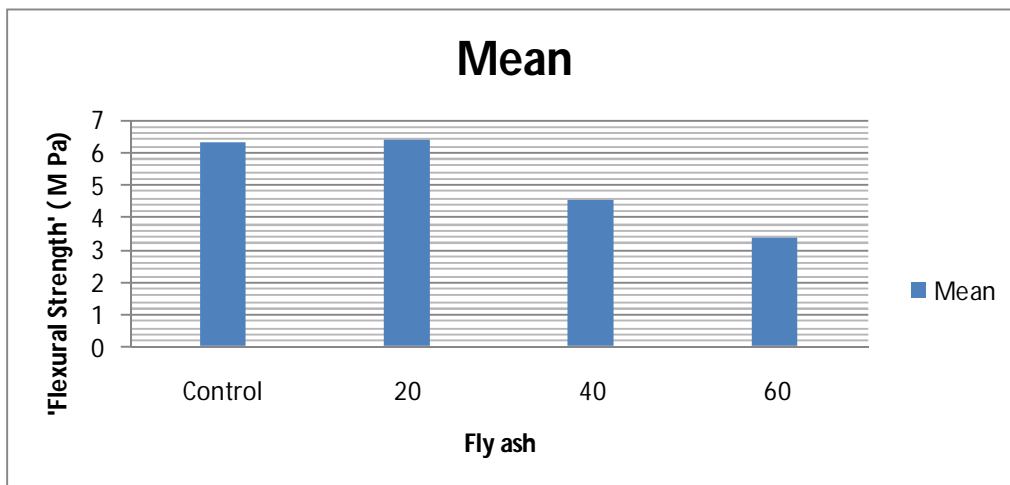


D. Test results of fly ash concrete

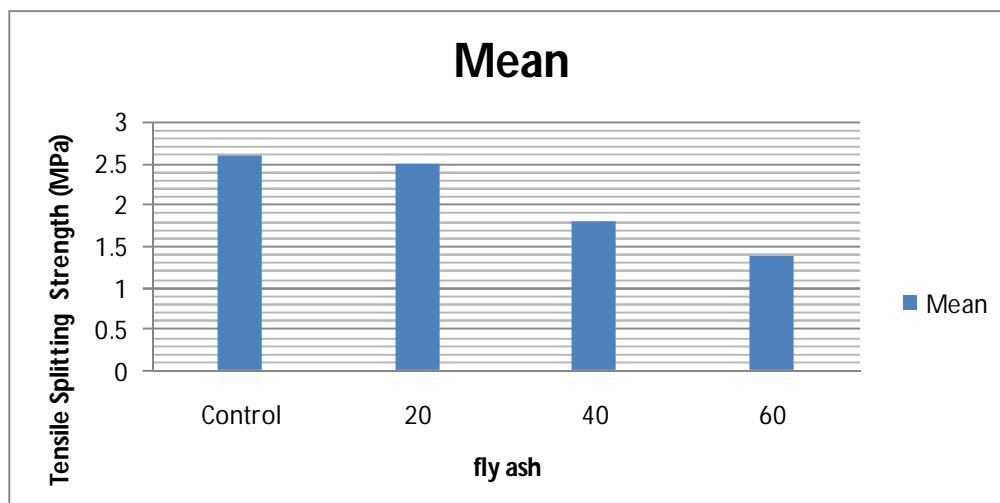
1) Compressive Strength



2) Flexural Strength



3) Tensile Split Strength





- [22] D. Ramazan, B. Brahim, and G. Rüstem (2001). "Effects of expanded perlite aggregate and mineral admixtures on low-density concrete compressive strength." 1627–1132 in Cement Concrete Research, 31(11).
- [23] Revathi, P., Ramesh, and Lavanya, K. Revathi, P., Ramesh, and Lavanya, K. (2013). "Effect of treatment techniques on recycled aggregate concrete strength characteristics." Rourkela, India, Proceedings of the International Conference on Structural Engineering and Mechanics
- [24] Saridemir, [38] (2013). "Effect of silica fume and powdered pumice on compressive strength and elasticity modulus of high strength concrete." 484–489 in Construction and Building Materials.
- [25] R.V. Silva, J.D. Brito, and R.K. Dhir. [33] Silva, R.V., Brito, J.D., and Dhir, R.K. (2015). "Recycled aggregate concrete tensile strength behaviour." 108-118 in Construction & Building Materials.



10.22214/IJRASET



45.98



IMPACT FACTOR:
7.129



IMPACT FACTOR:
7.429



INTERNATIONAL JOURNAL FOR RESEARCH

IN APPLIED SCIENCE & ENGINEERING TECHNOLOGY

Call : 08813907089  (24*7 Support on Whatsapp)