



iJRASET

International Journal For Research in
Applied Science and Engineering Technology



INTERNATIONAL JOURNAL FOR RESEARCH

IN APPLIED SCIENCE & ENGINEERING TECHNOLOGY

Volume: 10 Issue: VIII Month of publication: August 2022

DOI: <https://doi.org/10.22214/ijraset.2022.46282>

www.ijraset.com

Call:  08813907089

E-mail ID: ijraset@gmail.com

Response Spectrum Analysis with Regular and Irregular Structures with Diagrid Systems Using Etabs

Md Moavia Sayeed¹, Dr. Abhay Kumar Jha², Barun Kumar³

^{1, 2, 3}Department of Civil Engineering, Lakshmi Narain College Of Technology, Bhopal (M.P.)

Abstract: *One of the most catastrophic natural disasters is an earthquake. that wreak havoc on buildings and the loss of life. The irregularities of a building or an asymmetrical system are often found in construction due to the need for architecture view in buildings. Today, the use of buildings and economic barriers requires that vertical and unusual structures be built in urban areas. Therefore proposing measures to reduce the damage to these buildings during an earthquake is important. Strict rules of design and analysis of unusual structures have been applied in view of their high risk of injury compared to conventional structures. There are different types of structural deficiencies depending on their location and width, but most importantly, they are divided into two groups - horizontal irregularities and vertical irregularities. In the study, both irregularities are considered. The current paper seeks to investigate the proportional distribution of lateral forces arising from earthquake action at each floor level due to changes in the strength of the frame in the irregular structure. In accordance with the provisions of the Bureau of Indian Standard (BIS) 1893: 2002 (part1), the unusual G + 14 vertical building is modeled as a model of the simplified lump mass to analyze the rigidity of the floors. To analyse parameters such as storey drift, storey displacement and story base shear under seismic force under dynamic analysis are studied.*

Keywords: *Earthquakes, storey, displacement, rigidity, analyse, dynamic.*

I. INTRODUCTION

Many buildings in the current state have unusual configurations for both system and height. This could be a devastating earthquake in the future. Where possible, it is necessary to evaluate the effectiveness of disaster management structures in both these new and existing structures. Earthquakes are the most unexpected and destructive of all natural disasters, the most difficult to maintain on engineering and life buildings, against them.

Therefore, in order to overcome these problems we need to identify the seismic activity of the area created by the development of various analytical processes, which ensures that buildings are able to withstand minor earthquakes and produce adequate monitoring whenever major earthquake events occur.

So that can save as many lives as possible. There are several guidelines around the world that have been frequently reviewed on this topic. An analysis process that measures seismic force and your need depending on the value and cost, the method of structural analysis varies from line to line. The behaviour of a building during an earthquake depends on several factors, durability, sufficient lateral strength, ductility, flexibility and normal configuration. Buildings with normal geometry and evenly distributed size and durability in plan and height have very little damage compared to conventional suspensions. But nowadays the need and the need for the next generation and the growing number of people have made architects or engineers inevitable in planning unusual designs. Earthquake engineering has therefore developed important issues in understanding the role of architectural planning. The behaviour of any building depends on the arrangement of the building elements present in it.

The key factors on which the configuration of a building depends on the geometry, shape and size of the structure. When a building is under heavy loads, the energy of the net is enhanced and concentrated in the centre of the building's weight. Typically, vertical members such as columns and shear walls are resistant to horizontal netting forces and the effect of these forces is concentrated in an area called the centre of gravity. When the centre of gravity does not coincide with the centre of stiffness, eccentricity begins in the structure.

Eccentricity occurs as a result of unusual structural configurations that also cause structural changes. The location and size of building elements have a significant effect on tensional integration leading to structural damage. Ordinary structures do not have significant interruptions in.

II. IRREGULARITIES

Today, many buildings are irregularly marked in both vertical and horizontal positions. Inadequacies in buildings mean a lack of balance which means a significant difference between the bulk of the structures and the strength structures, resulting in damage associated with the combined response. In addition, in order to design and analyse an unusual structure properly, high levels of engineer and designer effort are required, and a poor designer will design and analyse the structure by leaving many unimaginable parameters leading to unsafe construction, to design and analyse unusual structure. Effectively, high levels of engineering and designer efforts are required. Therefore, unfamiliar structures may require additional analysis, and careful design to improve their flexible response to earthquakes. Poor positioning is one of the main causes of structural failure, during an earthquake. For example, softwood floors are the most significant of the collapses. Therefore, the impact of direct earthquakes on building earthquakes becomes increasingly important. Variations in relation to height and size provide flexible features for these structures that are different from a typical structure. IS 1893 is a description of a straightforward distribution in terms of quantity, strength and durability near the height of a building. When such structures are built at high altitudes, analysis and design are extremely difficult.

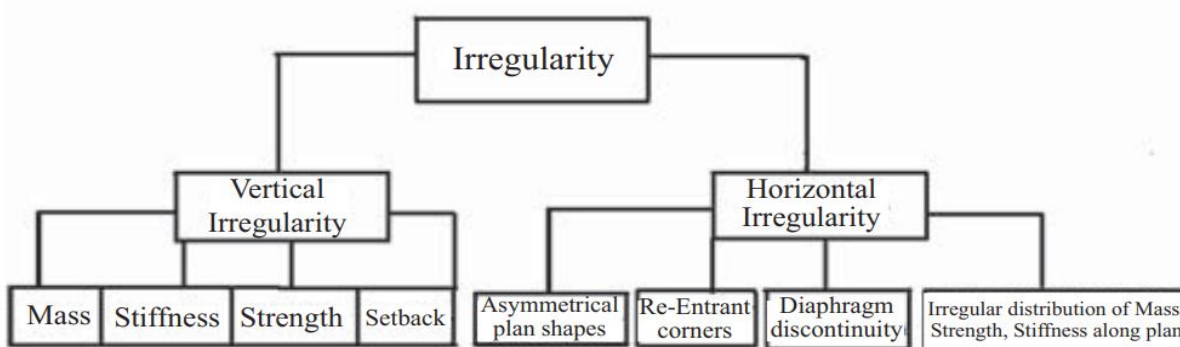


Fig 1: Types of Irregularities

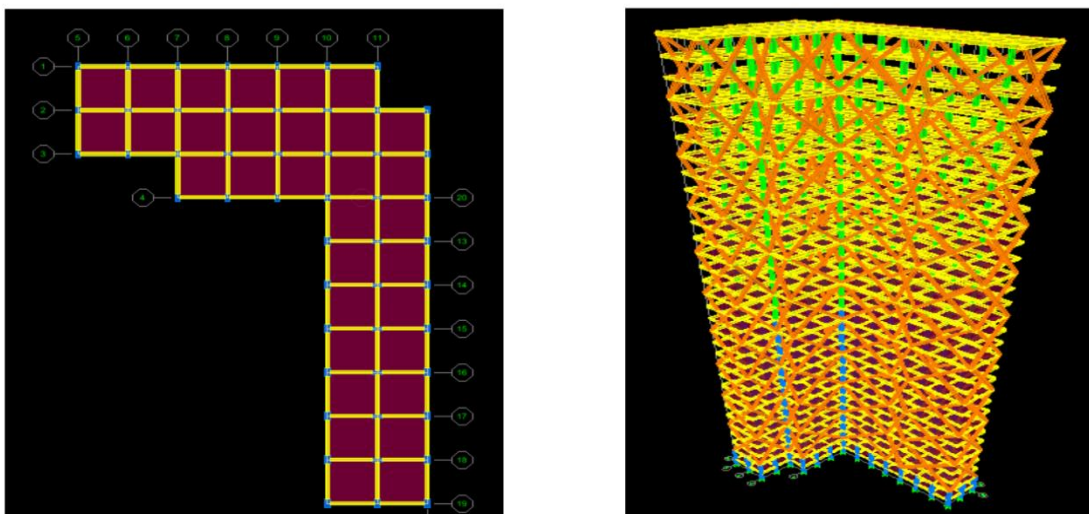


Figure 2: Plan and 3D view of the unsymmetrical building

III. MODELLING AND ANALYSIS

In this study, three diagram layout plans are taken with the configuration of a symmetric and asymmetric plan. These two models are analyzed and classified into appropriate safe categories. So in all respects, diagrids are already very effective in planning the interior and facade of a building and are also simple and durable.

Due to the unpredictability the earthquake show is important for the morale of the building. There are very few coding methods that create ways to design earthquakes. The history of earthquakes over the past few decades shows that the performance of unusual structures during earthquakes is extremely poor. This indicates that there is insufficient accuracy in the seismic design code.

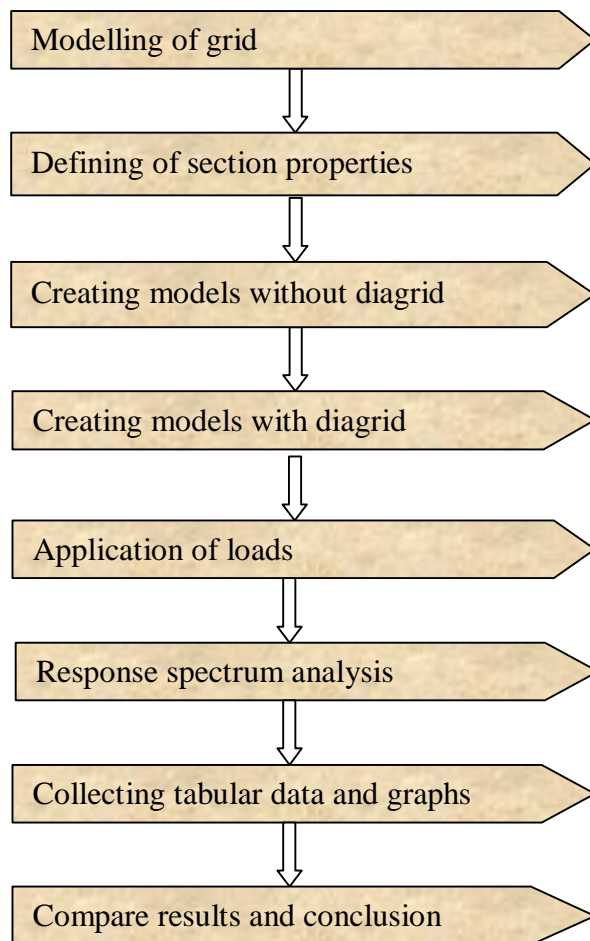


Fig 3: Flow chart of model

Table 1: Material properties

Grade of concrete	M30
Grade of rebar	HYSD500
Grade of steel for diagrids	Fe250
Mean cylinder compressive strength(f_{cm})	48MPa
Mean tensile strength(f_{ctm})	3.51MPa
Elastic modulus(E_{cm})	27386.13MPa
Density of steel	7850kg/m ³
Young's modulus of steel	200000MPa
Yield strength of Fe250	250MPa
Coefficient of thermal expansion	12 x 10 ⁻⁶ °K ⁻¹




Fig 4: Extruded view of Regular building model

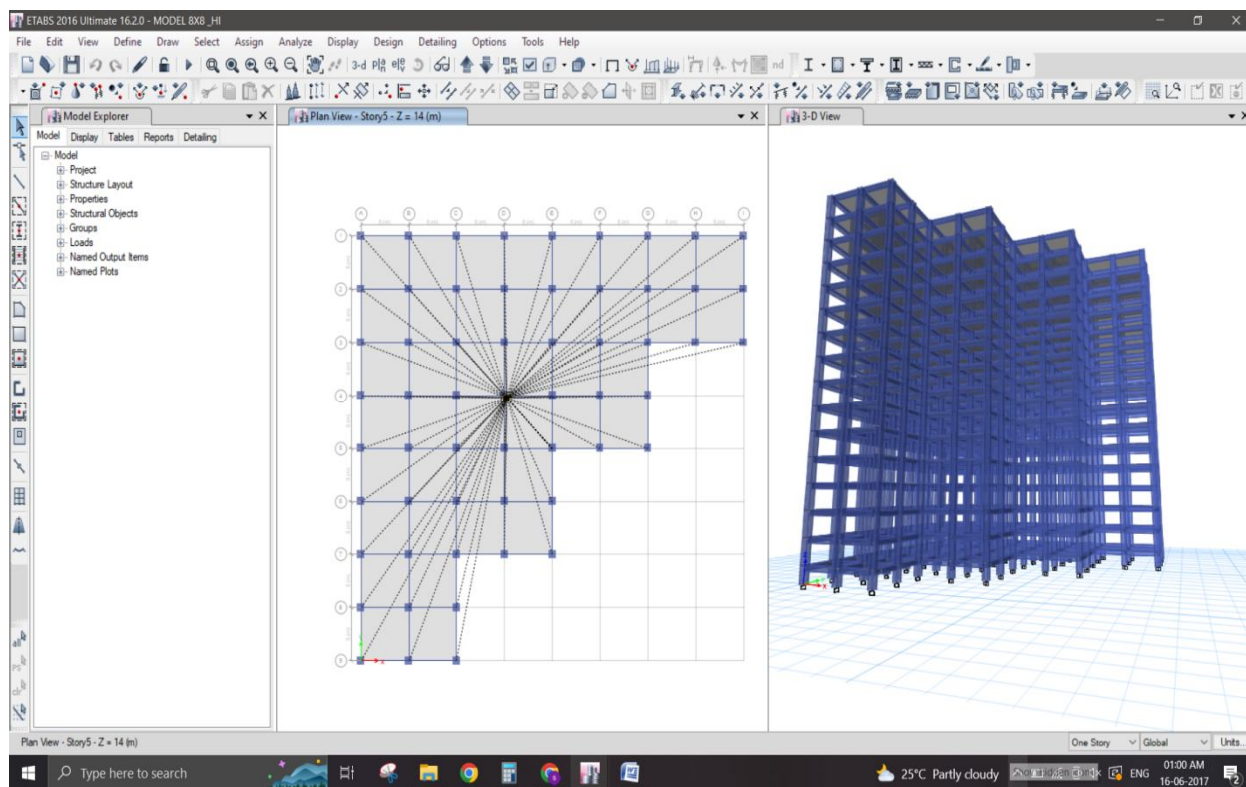


Fig 5: Diaphragm of Horizontal irregular building model

IV. CONCLUSIONS

The target displacement limit has shown no failure when the structure is subjected to analysis. In this study more displacements are formed in horizontal irregular model and least in model of vertical irregular with diagrid. Also it has seen that the maximum stiffness are formed in regular building model. The structure models analyzed in this state is safe.

V. ACKNOWLEDGMENT

This work was completed with the grants and facilities of Lakshmi Narain College Of Technology, Bhopal (M.P.). Authors are thankful to this institute and faculties for extending this cooperation.



REFERENCES

- [1] IS 1893 (Part 1): 2002, "Criteria for Earthquake Resisting Design of Structures- Indian Standard Code of Practice", Bureau of Indian Standards, New Delhi, India.
- [2] IS 875 (Part 2):1987, Indian Standard "Code Of Practice For Design Loads (Other Than Earthquake) For Building And Structures", Part 2 Imposed Loads (Second Revision), Bureau Of Indian Standards, New Delhi.
- [3] IS 13920:1993, "Ductile Detailing of Reinforced Concrete Structures Subjected to Seismic Forces- Indian Standard Code of Practice", Bureau of Indian Standards, New Delhi, India.
- [4] Duggal S.K., "Earthquake Resistant Design Structure", Tata Mcgraw Hill Publication, 10th Edition 2004.
- [5] Ravi kumar, Narayan et al., "Effect of Irregular Configurations on Seismic Vulnerability of RC Buildings", Architecture Research 2012, 2(3): 20-26.
- [6] Khushbu Jani , Patel et al.," Analysis and Design of Diagrid Structural System for High Rise Steel Buildings", Procedia Engineering 51 (2013) 92 – 100.
- [7] Shaikh ,Girish , "Seismic Response of Vertically Irregular RC Frame with Stiffness Irregularity at Fourth Floor", ISSN 2250-2459, ISO 9001:2008 Certified Journal, Volume 3, Issue 8, August 2013.
- [8] Krishna and Arathi (2013),Analytical Study of Vertical Geometric Irregular Diagrid Structure and Comparison with Tubular Structure, ISSN (Online): 2319-7064.
- [9] Khan et al. (2016), "Analysis of diagrids using Symmetric and Asymmetric plan geometry".ISSN (Online): 2347 - 2812, Volume-4, Issue -3, 2016
- [10] Patil and Deshmukh (2017),analyzed diagrid structures using ETABS software, Vol. No. 5, Issue No. 04, April 2017.
- [11] Nawal and kakade (2017), analyzed a diagrid structural system using ETABS,Vol. 4, Issue 6, June 2017
- [12] Irfan and Tengli (2018),Parametric Study on Asymmetric Diagrid Structures. ISSN 0973-4562 Volume 13, Number 7 (2018) pp. 61-66.
- [13] Sai et al. (2019), studied on design and analysis of diagrid and shear wall structures subjected to seismic loads, ISSN: 2278-3075, Volume-8 Issue-11, September 2019



10.22214/IJRASET



45.98



IMPACT FACTOR:
7.129



IMPACT FACTOR:
7.429



INTERNATIONAL JOURNAL FOR RESEARCH

IN APPLIED SCIENCE & ENGINEERING TECHNOLOGY

Call : 08813907089  (24*7 Support on Whatsapp)