



# **iJRASET**

International Journal For Research in  
Applied Science and Engineering Technology



---

# **INTERNATIONAL JOURNAL FOR RESEARCH**

IN APPLIED SCIENCE & ENGINEERING TECHNOLOGY

---

**Volume: 11    Issue: XII    Month of publication: December 2023**

**DOI: <https://doi.org/10.22214/ijraset.2023.57399>**

**[www.ijraset.com](http://www.ijraset.com)**

**Call:  08813907089**

**E-mail ID: [ijraset@gmail.com](mailto:ijraset@gmail.com)**

# Review Article on Calotropis Gigantea

Gaykwad Anil Dadasaheb<sup>1</sup>, Ashwini Bhivsane<sup>2</sup>, Dr. Gajanan sanap<sup>3</sup>

Late Bhagirathi Yashwantrao Pathrikar College of Pharmacy, Pathri, Ch. Sambhajinagar (Aurangabad) Maharashtra India-431111

**Abstract:** *Calotropis gigantea* (Crown flower) commonly called as 'Madar' is a milkweed available in India, Bangladesh and Sri Lanka. The plant is belonging to Apocynaceae family which includes latex bearing plant. It is an important medicinal plant and widely used in Ayurveda for management of various health hazards. Current study is aimed at the identification of the phytoconstituents present in the plant. It was observed that the plant mainly contains phenolics, terpenoids and flavonoids. The plant has also shown antimicrobial activity. The presence of flavonoids in the plant was further evaluated light protection function. The methanol extract of the leaves was observed to show effective UV absorption in the wavelength range of 200 nm to 400 nm using a UV spectrophotometer. This can be helpful in designing UV dermatological applications.

**Keywords:** *Calotropis gigantea*, Pharmacological activity, Phytochemistry, Milkweed, Sweta Arka, Giant Milkweed, CNS activity, Antidiarrheal activity, Potential herb, Crown flower.

## I. INTRODUCTION

Plants have been an important part of human health since ancient times. Folk medicine is an important area of focus for health research on poisonous and non-poisonous plants. Ethnobotany is the study of natural and traditional relationships between man, plants and his domesticated animals (P.C Trivedi, 2006). Two species of *Calotropis* of the family Asclepiadaceae (subfamily Apocynaceae), i.e. *Calotropis procera* Ait. and *Calotropis gigantea* (Linn) R.Br. they are considered the botanical equivalents of Arka and Shweta Arka. Both receive extensive therapeutic claims in traditional Indian systems of medicine. The genus *Calotropis*, consisting of two species, accounts for 90% of the population of South Asian countries. Bangladesh, Burma, China, India, Indonesia, Malaysia, Pakistan, Philippines, Thailand and Sri Lanka (S.Sarkar, 2014). Both species are mostly succulent shrubs found all over India, mostly along roadsides, wastelands and dry areas. Due to their easy and abundant availability, both plants were part of traditional use for economic, health and sacred purposes. Both plants have therapeutic value and are ingredients in various Ayurvedic formulations referred to in classical texts like Charak Samhita, Sushruta Samhita etc. A number of claims have been reported in studies conducted in tribal areas of various Indian states. First-hand knowledge of the ethnomedicinal use of both species of *Calotropis*, i.e., Arka, is still lacking. Therefore, this article has made a serious effort to bring together scientific journals, research reports, etc. All ethnobotanical uses reported in both botanical sources of Arka are compiled from a total of 22 ethnobotanical books and 20 ethnomedical research articles. [04] Figure 1: *Calotropis gigantea* Kadiyala et al. (2013) reported phytochemical and pharmacological studies on *C. gigantea*. However, a comprehensive review of the available literature indicates that the above review of *C. gigantea* needs to be updated to include ethnopharmacological, phytochemical and pharmacological reports that have not been addressed. References Kadiyala et al. (2013) are not included in this work. [12]



Fig 1 :- *Calotropis Gigantea*

## II. GRAPHICAL ABSTRACT

Graphic abstract The plant species describes traditional uses, phytochemistry, and reported pharmacological activities

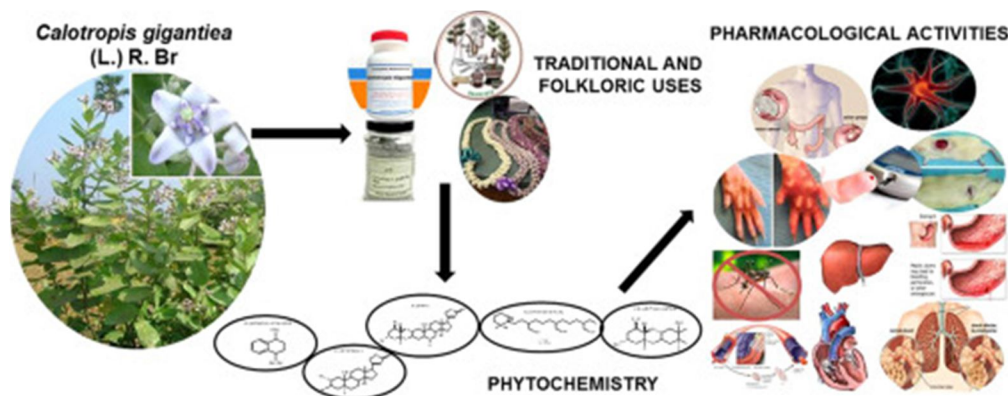


Fig. phytochemistry of calotropius gientia

## III. DESCRIPTION OF THE PLANT

### A. Taxonomical Classification

- 1) Kingdom: Planatae
- 2) Subkingdom: Tracheobionta
- 3) Class: Dicotyledones
- 4) Sub Class: Asteridae
- 5) Order: Gentianales
- 6) Family: Apocynaceae
- 7) Subfamily: Asclepiadiaceae
- 8) Genus: Calotropis
- 9) Species: Calotropis gigantea [10]

### B. Cultural Importance

Calotropis gigantea flowers are offered to the Hindu gods Shiva, Ganesha and Hanuman. traditionally [08]

### C. Chemical Components:

Plant Parts And Chemical Constituents

Root - : calotroposides A-G calotropnaphthalene, calotrope erpenol.

Root bark:  $\beta$ -amirin, giganteol, isogiganteol and cardenolides

Flower - :  $\alpha$ - and  $\beta$ -calotropeol, amyrin, glycosides, mudarin, asclepine, acundarin

Leaves - : Sapogenins, calotropin, uscarin, calotoxin, alkaloids and mudarin

Latex - : Calotoxin, calactin, calotropin, uscarin,  $\alpha$ - and  $\beta$ -calotropol and calcium oxalate

Seeds - : palmitic acid, oleic acid, linoleic acid and linolenic acid, stigmaterol, phytosterol,

Stem bark - :  $\alpha$ - and  $\beta$ -calotropeol,  $\beta$ -amirin and giant [03]

### D. Biological Source, Geographical Source

Calotropis grows untamed up to 900 meters (msl) throughout the country and is quite drought and salt tolerant. Loves disturbed sandy soil with an average annual rainfall of 300-400 mm It grows easily as a weed on degraded roads, lagoon edges and overgrazed natural grasslands with seeds dispersed by wind and animals. It prefers abandoned agricultural areas and often dominates there, especially in areas with degraded sandy soil and low rainfall. It is believed to be a sign of overbreeding C. gigantea is native to South Asia and Indochina, as well as Madagascar, Arabia, West Africa, North and East Africa, Macaronesia and South Asia. In Australia, Central America, North America, South America and the Caribbean, the plant is a native species for all.[10]

*E. Natural habitat*

Calotropis tolerates drought with a relatively high salt tolerance, grows wild up to 900 meters (msl) throughout the country [6] and prefers disturbed sandy soil with an average annual rainfall of: 300–400 mm. By seeds spread by wind and animals it quickly establishes itself as a weed along dilapidated roadsides, lagoon shores and overgrazed native pastures. It prefers and often dominates in abandoned cultivated areas, especially disturbed sandy soils with low rainfall. This is assumed to be an indicator of overbreeding [11]

**IV. VEGETATIVE CHARACTERS**

*A. Root*



Simple, branched, woody at the base and covered with cracks; corked bark; some branches fleshy and dense white tomentose; early bright All parts of the plant ooze white latex cut or broken. [6]

*B. Leaves*



Anti-decussate, simple, sessile, exstipulate; blade oblong, ovate to broadly ovate, 5- 30 x 2.5-15.5 cm, apex acute and shortly pointed to the apex, heart, margins intact, fleshy when young, with a white tint, later shiny and glaucous [6]

*C. Flowers*

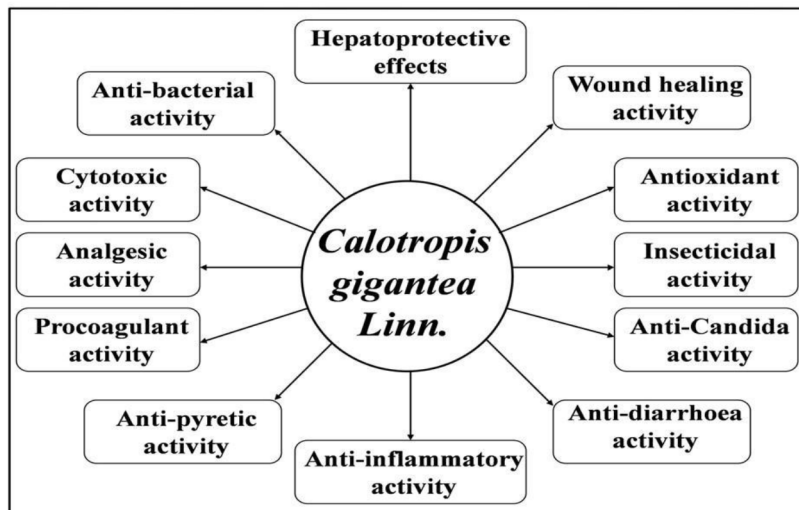


Bracteate, perfect, bisexual, actinomorphic, pentagonal, hypogynous, pedicellate, pedicellate 1-3 cm long

**D. Calyx**

Sepals 5, polysepal, 5-lobed, root part with a few seconds, glabrous, viciduous aestivation Androecium: stamens five, pink, stamens, entire.[9]

**V. PHARMACOLOGICAL PROFILE CALOTRIUS GIGENTIA**



[Fig. Pharmacological Profile of C. Gigantea[10]

- 1) **Anticonvulsant Effect:** The anticonvulsant activity of various root extracts of Calotropis procera was studied in rats to evaluate the traditional use of this plant. The anticonvulsant activity of different extracts of Calotropis procera roots was investigated using maximal electric shock seizures (MES), pentylenetetrazol (PTZ), lithium pilocarpine and electroconvulsive seizures. In the MES test, the chloroform extract of Calotropis procera roots showed the most significant [07]
- 2) **Antipyretic Effect:** Calotropis gigantea roots have been used in traditional Indian medicine to treat eczema, leprosy, syphilis, ulcers, elephantiasis and cough. Pyrexia induced by TAB (typhoidal) vaccine in rats and rabbits. In both yeast and TAB vaccine-induced fever, fever was reduced and body temperature normalized with intraperitoneal doses of 200 and 400 mg/kg.[2]
- 3) **Characteristics of Pregnancy Capture:** Various C organic solvents. gigantea root has been reported to have anti-pregnancy activity in rats. The extract showed 100% anti-pregnancy activity at a dose of 100 mg/kg. The extract also showed 100% efficacy at a dose of 12.5 mg/kg when administered on days 1-5. and 1-7 on the day after surgery [5]

**VI. PHARMACOLOGICAL PROPERTIES OF DIFFERENT PART OF C. GIGANTEA PLANT**




Fig. Pharmacological properties of different part of C. gigantea plant

## VII. USES

Asthma, abortion, cancer treatment, drugs, central nervous system, epilepsy, eczema, heartburn, fever, leprosy, migraine. Finally, the result of these useful ethanol extracts of *Calotropis gigantea*. The plant is purgative, anthelmintic, alexipharmic, cures leprosy, leucoderma, ulcers, tumors, piles, diseases of the spleen, liver and stomach; juice is anthelmintic and leucoderma, tumors, ascites, stomach diseases. The leaves are applied to paralyzed parts, painful joints, swellings; heal wounds A tincture obtained from the leaves is used as an antiperiodic for fever.[35-37] Inflammations, tumors, rat bites, good for ascites. Milk is bitter, warming, cleansing; laxative; fix piles. The bark of the root is diaphoretic; cures asthma and syphilis. Flower is sweet, bitter, antiparasitic, analgesic, astringent[18]

## VIII. TOXICITY STUDIES

The plant is poisonous and one of the few plants that is not eaten by grazing animals. The latex extracted from the stem was traditionally used to make poison darts due to its toxicity. Latex is highly toxic to human eyes and causes sudden, painless blurring of vision and photophobia. *Calotropis procera* latex was investigated for its anti-inflammatory effects using pedal edema and airbag models of inflammation in rats. Subcutaneous injection of an aqueous solution of dry latex (DL) (0.1 ml 1%) into the sole of the foot caused significant inflammation. Phenylbutazone was found to be more effective than prednisolone in a pedal edema model, while mepyramine and cyproheptadine caused almost complete inhibition. On the other hand, in the airbag model, prednisolone was more effective than phenylbutazone in preventing inflammation. Thus, dry latex-induced inflammation in various models can be used to evaluate anti-inflammatory drugs [7]

## IX. CONCLUSION

The plant *Calotropis gigantea* is a plant with many medicinal principles and other economic values, with the following characteristics: a perennial shrub that spreads in tropical and subtropical regions up to 900 meters in height, grows in all types of soil and environmental conditions, and does not require cultivation practices Since the plant is rich in hydrocarbons, this plant needs further research from the point of view of energy conversion.

## X. ACKNOWLEDGEMENT

I am very happy for the completion of this project. I would like to express my special thanks of gratitude to my guide Miss. Ashwini Bhivane Ma'am. Who gave me the golden opportunity to do this wonderful project and have valuable guidelines and constant support with all necessary help in my work. I am also thankful to all my teachers and collage staff who helped me to complete this project.

Secondly, I would also like to thank my parents who helped a lot by encouraging me to finish this project in a given time. And the lastly, thanks to all my friends and those who directly or indirectly helped me during this project

## REFERENCES

- [1] Madhuri Kadiyala a, S. Ponnusankar b, Kannan Elango a *Calotropis gigantea* (L.) R. Br (Apocynaceae): A phytochemical and pharmacological review Volume 150, Issue 1
- [2] Shriram Bairagi\*, Smita Takarkhede, Vishal Giri, Chanchal Gupta, Abhijit Ghadge, Ashutosh Dwivedi and Prathamesh Ghadi ; POTENTIAL MEDICINAL PROPERTIES OF CALOTROPIS GIGANTEA LINN: A REVIEW; Volume: 5. Issue: 2. Page N. 71-76 Year: 2021
- [3] Meenakshi Sharma1 , Anil Kumar Delta1 & Prashant Kaushik2 ; Phytochemistry and Pharmacology of *Calotropis gigantea* — An update ; Indian Journal of Biochemistry & Biophysics Vol. 59, June 2022, pp. 611-618
- [4] Anagha Ranade1 \*, Rabinarayan Acharya2; AN APPRAISAL ON ETHNO-MEDICINAL CLAIMS OF CALOTROPIS PROCERA AIT AND CALOTROPIS GIGANTEA (LINN) R.BR. - TWO SOURCE DRUGS OF AYURVEDIC MEDICINAL PLANT ; Global J Res. Med. Plants & Indigen. Med. | Volume 3, Issue 12 | December 2014 | 475-488
- [5] Gaurav Kumar, Loganathan Karthik and Kokati Venkat Bhaskara Rao 'A Review on Pharmacological and Phytochemical Profile of *Calotropis Gigantea* Linn , Kumar et al.
- [6] P. Suresh Kumar1 , Suresh. E2 and S.Kalavathy; Review on a potential herb *Calotropis gigantea* (L.) R. Br ; Scholars Academic Journal of Pharmacy (SAJP) ISSN 2320-4206 Sch. Acad. J. Pharm., 2013; 2(2):135-143
- [7] Shoaib Quazi, Kumkum Mathur, Sandeep Arora, CALOTROPIS PROCERA: AN OVERVIEW OF ITS PHYTOCHEMISTRY AND PHARMACOLOGY ; Indian Journal of Drugs, 2013, 1(2), 63-69 ISSN: 2348-1684
- [8] Chakre M.B., 2Katare M. M., Gaikwad P.N.,4 Medpalli K.J., 5Birru S.B ; medicinal properties of *calotropis gigantea* ; © 2019 IJRAR March 2019, Volume 6, Issue 1 [www.ijrar.org](http://www.ijrar.org) (E-ISSN 23481269, P- ISSN 2349-5138)
- [9] Negi Divya, Bisht Ajay Singh · A Review on Brief Study of *Calotropis gigantea* Linn. Available on 20.09.2021 at <http://jddtonline.info>
- [10] Shantanu Pradeep Pophale ,Ms. Bhagyashree A. Mokle, Dr. Gajanan Sanap ; Review Article on *Calotropis Gigantea* ; © 2023 IJCRT | Volume 11, Issue 3 March 2023 | ISSN: 2320-2882



- [11] P.Suresh Kumar , Suresh. E and S.Kalavathy, Review on a potential herb Calotropis gigantea (L.) R. Br Scholars Academic Journal of Pharmacy (SAJP) ISSN 2320-4206 Sch. Acad. J. Pharm., 2013; 2(2):135-14
- [12] int); 2320 – 3471(Online) Deepak Kumar, Suresh Kumar 'Calotropis gigantea (L.) Dryand – A review update ; ISSN: 2321-5674(Pr
- [13] Ghegade R. Y. , Aher A. N ; Calotropis gigantea Linn. - An Indian Traditional Medicine Treasure ; ISSN 0976 – 044X
- [14] Shriram Bairagi\*, Smita Takarkhede, Vishal Giri, Chanchal Gupta, Abhijit Ghadge, Ashutosh Dwivedi and Prathamesh Ghadi ; POTENTIAL MEDICINAL PROPERTIES OF CALOTROPIS GIGANTEA LINN: A REVIEW ; ISSN: 2457-0400 Volume: 5. Issue: 2. Page N. 71-76 Year: 2021



10.22214/IJRASET



45.98



IMPACT FACTOR:  
7.129



IMPACT FACTOR:  
7.429



# INTERNATIONAL JOURNAL FOR RESEARCH

IN APPLIED SCIENCE & ENGINEERING TECHNOLOGY

Call : 08813907089  (24\*7 Support on Whatsapp)