



# IJRASET

International Journal For Research in  
Applied Science and Engineering Technology



---

# INTERNATIONAL JOURNAL FOR RESEARCH

IN APPLIED SCIENCE & ENGINEERING TECHNOLOGY

---

**Volume:** 11    **Issue:** VIII    **Month of publication:** Aug 2023

**DOI:** <https://doi.org/10.22214/ijraset.2023.55253>

[www.ijraset.com](http://www.ijraset.com)

Call:  08813907089

E-mail ID: [ijraset@gmail.com](mailto:ijraset@gmail.com)

# Smart Dining and Smart Food Ordering System

Varunkumar B<sup>1</sup>, Jothish B<sup>2</sup>, Pavithran M<sup>3</sup>, Rajesh R<sup>4</sup>

Sri Shakthi Institute of Engineering and Technology

## I. INTRODUCTION

### A. Introduction

Using an online restaurant management system, you may place meal orders. The product may be food that is ready to consume. By creating an online restaurant management project, the conventional method of taking orders placed via a computer system. The ability to rapidly and correctly create order summary reports whenever necessary is a key factor in the development of this project. The potential for online restaurant management is enormous. Any restaurant or fast food chain can use this PHP project to keep track of customer orders.

This project is simple, quick, and precise. There is less disc space needed. MYSQL Server is used as the backbone for Online Restaurant Management, eliminating the risk of data loss and ensuring data security. Customers have the option of either having the food delivered or picked up. A customer starts by selecting the restaurant of their choice, then scans the menu, picks an item, and then decides whether they want it delivered or picked up.

Then, when going to pick up, you can pay with cash at the restaurant or with a credit card or debit card using the app or website. The customer is informed by the website and app about the food's quality, how long it takes to prepare, and when it will be ready for pick-up or delivery.

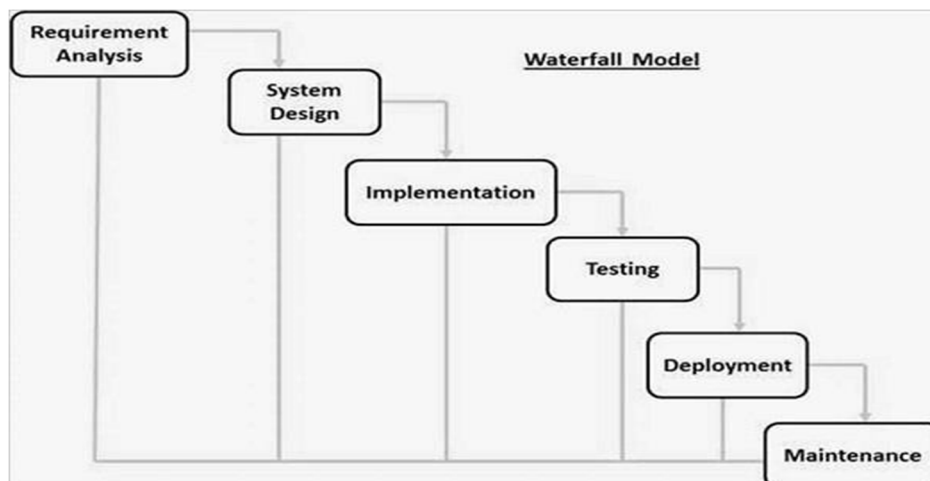
### B. Objective

The management of the information regarding item category, food, delivery address, order, and shopping cart is the system's primary goal. It handles all of the data related to the consumer, the shopping cart, and the item category. Since the project was entirely developed on the administrative end, only the administrator is assured access. The goal is to develop an application programme to simplify managing the food consumer item category. It keeps note of every delivery address requested.

### C. Needs of Online Restaurant Management System

Customers will be able to order their preferred foods at any time, but as we've already mentioned, this is only a limited option. As a result, restaurants need to have a specific system in place that will allow them to serve a large number of customers while streamlining operations. One of the best platforms is ordering.co, which offers all of these services in addition to a host of cutting-edge features that have helped countless small and large enterprises establish themselves as market leaders.

### D. Methodology Development Model



The sequential phases in Waterfall model are –

Requirement gathering and analysis is the first phase in the Waterfall methodology, during which all potential requirements for the system to be developed are gathered and recorded in a requirement specification document.

- 1) *System Design*: In this phase, the required specifications from the first phase are examined, and a system design is created. This system design aids in determining the overall system architecture as well as the hardware and system requirements.
- 2) *Implementation*: The system is first created as a collection of short programmes known as units, which are then combined in the following phase, using input from the system design. Unit testing is the process of developing and evaluating each unit for functionality.
- 3) *Integration and Testing*: Following the testing of each unit created during the implementation phase, the entire system is integrated. The entire system is tested for errors and failures after integration.
- 4) *System Deployment*: After functional and non-functional testing, the product is either provided to customers or deployed in their environments.
- 5) *Maintenance*: The client environment occasionally experiences problems. Patches are published to address certain problems. Additionally, improved versions of the product are issued. To bring about these changes in the surroundings of the consumer, maintenance is performed.

#### E. Tools and Technique

- 1) *Php*: PHP, commonly known as Hypertext Preprocessor, is a server-side scripting language that was created for Web development but may also be used for other types of programming. The PHP Group now produces the PHP reference implementation, which was first developed by Rasmus Lerdorf in 1994. Personal Home Page was the first meaning of PHP, however it has since evolved into PHP: Hypertext Preprocessor. PHP code can be used alone, in conjunction with different web template systems, web content management systems, and web frameworks, or it can be incorporated into HTML code. A PHP interpreter, which can be either a web server module or a Common Gateway Interface (CGI) executable, is typically used to process PHP code. The output of the interpreted and executed PHP code, which could be any kind of data, including graphics, is combined with the created web page by the web server. PHP code can be used to create standalone graphical apps and can also be run using a command-line interface (CLI).
- 2) *Xampp*: A cross-platform web server solution stack called XAMPP was created by Apache Friends and is free and open source. It primarily consists of the Apache HTTP Server, MariaDB database, and interpreters for PHP and Perl scripts. Cross-Platform (X), Apache (A), MariaDB (M), PHP (P), and Perl (P) make up the acronym XAMPP. It is a straightforward, lightweight installation of Apache that makes setting up a local web server for testing and deployment very simple for developers. An extractable file contains the server programme (Apache), database (MariaDB), and scripting language (PHP) required to set up a web server. Cross-platform means that XAMPP functions equally well on Linux, Mac, and Windows.
- 3) *Mysql yog*: A unified visual tool for database architects, developers, and DBAs is MySQL Workbench. Data modelling, SQL development, and extensive administrative tools for server configuration, user management, backup, and other tasks are all provided by MySQL Workbench. There are versions of MySQL Workbench for Windows, Linux, and Mac OS X.
- 4) *HTML*: The markup language used to create web pages and web applications is called Hypertext Markup Language (HTML). It is one of three foundational technologies underpinning the World Wide Web, along with JavaScript and Cascading Style Sheets (CSS).[4] HTML documents are downloaded from a web server or local storage by web browsers, who then turn them into multimedia web pages. HTML originally featured cues for the document's design and semantically explains the structure of a web page. The foundation of HTML pages are HTML components. Images and other objects, like interactive forms, may be embedded within the produced page using HTML techniques. By designating text's structural semantics, such as headings, paragraphs, lists, links, quotations, and other elements, HTML offers a way to create structured texts.
- 5) *Bootstrap*: A front-end framework for building websites and web apps, Bootstrap is open-source and free. It includes optional JavaScript extensions along with HTML and CSS-based design templates for navigation, buttons, forms, buttons, and other interface elements. It only addresses front-end development, unlike many web frameworks.
- 6) *Java Script*: JavaScript is a high-level, interpreted programming language that is frequently abbreviated as "JS." Additionally, it is a dynamic, weakly typed, prototype-based, and multi-paradigm language. One of the three fundamental technologies of the World Wide Web, together with HTML and CSS, is JavaScript. JavaScript is a crucial component of online applications because it makes web pages interactive. It is used by the vast majority of websites, and every major web browser has a special JavaScript engine to run it.

- 7) *Sublime Text*: Python application programming interface (API) proprietary cross-platform source code editor called Sublime Text. Numerous programming and markup languages are supported natively, and users can add features through plugins, which are often developed and maintained by the local community under free-software licences.
- 8) *Github*: A web-based hosting service for version control using Git is called GitHub. Code is where it is most frequently utilised. It has all of Git's distributed version control and source code management (SCM) features in addition to a few extras. Every project can benefit from access control and a variety of collaborative tools, including wikis, task management, issue tracking, and feature requests. Both private repositories and free accounts, which are frequently used to host open-source software projects, are available on GitHub.
- 9) *Css*: A style sheet language called Cascading Style Sheets (CSS) is used to describe how a document produced in a markup language like HTML is presented. The World Wide Web's foundational technologies, along with HTML and JavaScript, include CSS. Layout, colour, and font may all be separated from text and presentation using CSS. By specifying the pertinent CSS in a separate CSS file, this separation can make content more accessible, give specification of presentation characteristics more flexibility and control, allow multiple web pages to share formatting, and reduce complexity and repetition in structural content.

F. *Specification Requirement*

- 1) *External Interfaces*: This interface will be actual interface through which the user will communication with the application and perform the desired tasks.

Admin login

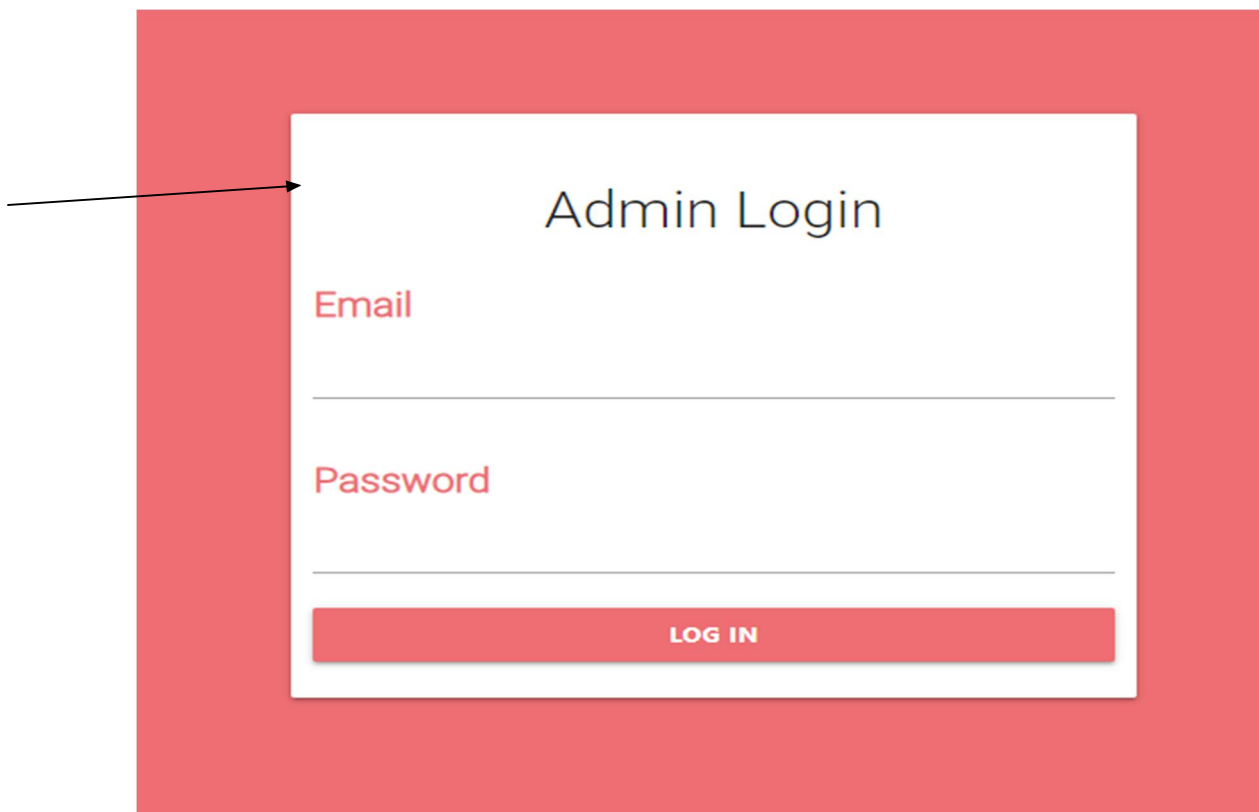
I.D:

Role: Admin wishes to login to the system

Precondition: Username and Password

Success end Condition: Main option of screen display

Failed end Condition: User has entered incorrect Username and Password or both.



ID:

Precondition: User has successfully add new item

Success end Condition: User has successfully made the changes

- To add new item admin needs to click add button
- And then click on ' Save ' button

2) Software Product: Features Online Restaurant System Login Information System

- Description
- The system will keep track of the user's login information so they may access the software.
- Verifying Checks
- -Administrator must log in using a special ID and password.
- -The maximum number of digits for a contact should be 10.
- -All required fields must be filled in.
- -Email addresses need to be formatted correctly.
- Sequencing information - Login information must be completed before allowing the user. Error handling - If the user doesn't provide the correct information, the system will display an error message and ask them to do so.

G. Performance Required

Protecting the security system against unauthorised entry where a verified username and password are necessary to prevent access by others.

System should be designed in a maintainable order to ensure maintainability. Therefore, it is easy modifiable.

1) Logical Database

2) Data Design

Data Model: A database model is a particular kind of data model that establishes the logical organisation of a database and, in essence, establishes how data can be stored, arranged, and handled.

**admin**

Column	Type	Null	Default	Links to	Comments	MIME
id (Primary)	int(11)	No				
name	varchar(250)	No				
email	varchar(50)	No				
password	varchar(250)	No				

**Indexes**

Keyname	Type	Unique	Packed	Column	Cardinality	Collation	Null	Comment
PRIMARY	BTREE	Yes	No	id	0	A	No	

**categories**

Column	Type	Null	Default	Links to	Comments	MIME
id (Primary)	int(11)	No				
name	varchar(250)	No				
short_desc	varchar(250)	No				
long_desc	varchar(500)	No				

Level 0

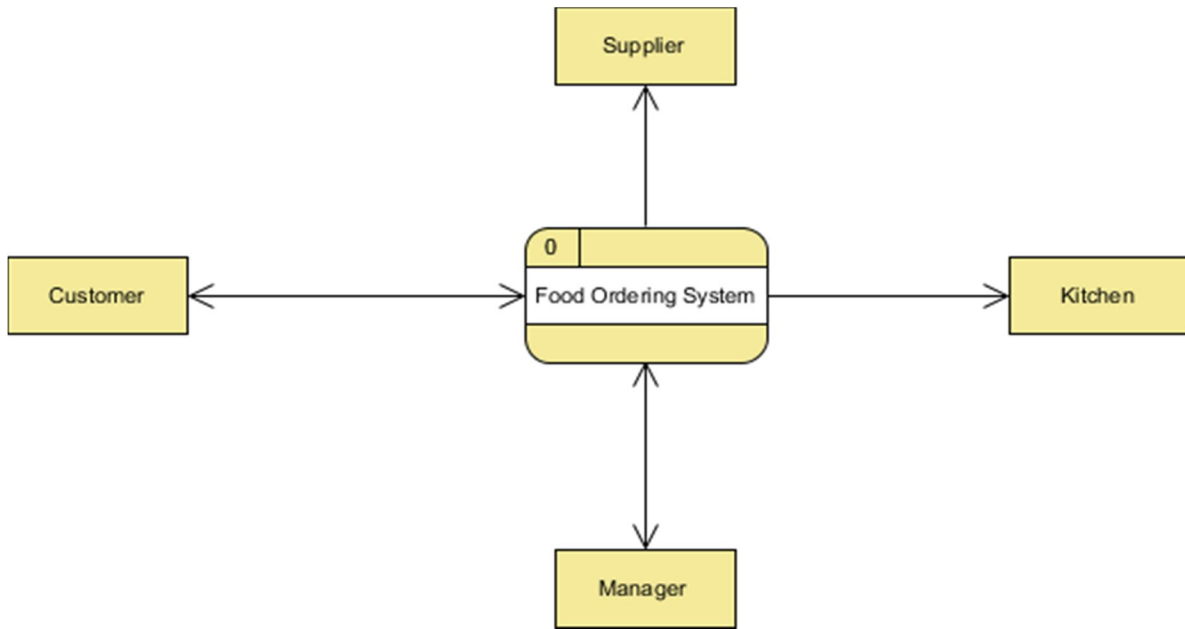


Figure: Data flow of Online Restaurant Management

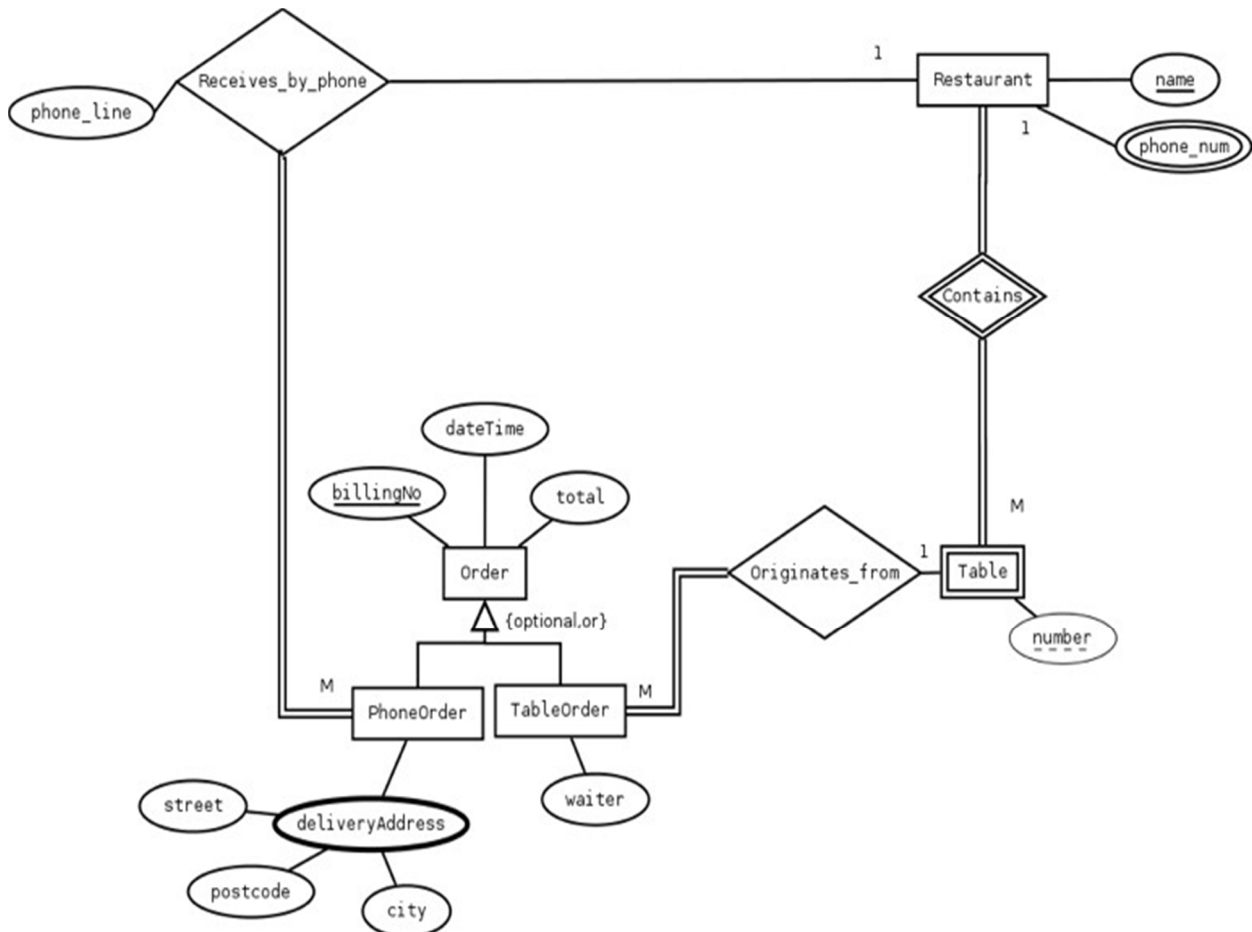


Figure: ER diagram of Online Restaurant Management

### 3) Use Case Diagram

Data Model: A database model is a particular kind of data model that establishes the logical organisation of a database and, in essence, establishes how data can be stored, arranged, and handled.

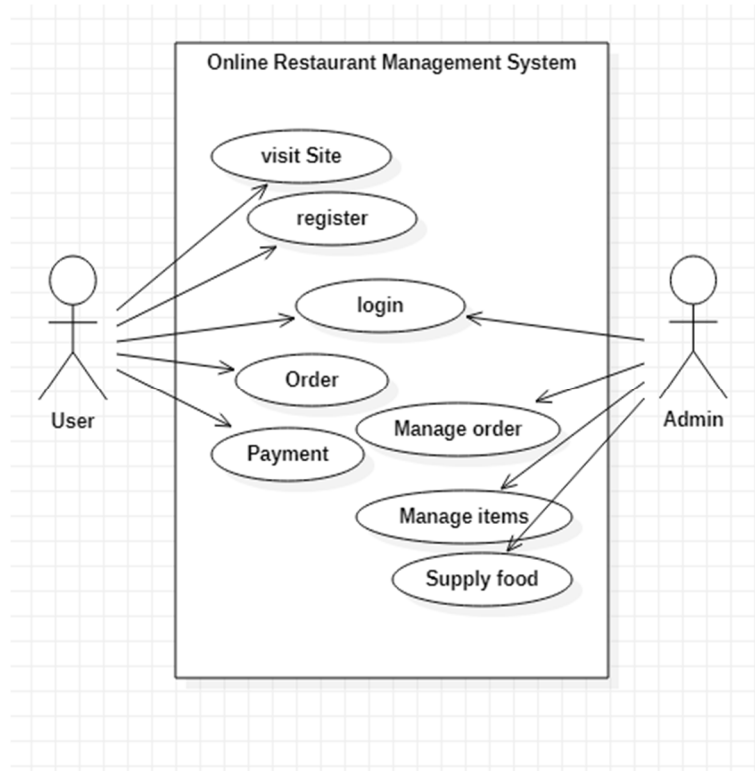


Figure: Use case Diagram of Online Restaurant Management System

mishtidb categories	
id	int(11)
name	varchar(250)
short_desc	varchar(250)
long_desc	varchar(500)

mishtidb food	
id	int(11)
cat_id	int(10)
fname	varchar(50)
description	varchar(250)

mishtidb admin	
id	int(11)
name	varchar(250)
email	varchar(50)
password	varchar(250)

mishtidb users	
id	int(11)
name	varchar(50)
email	varchar(50)
password	varchar(100)
timestamp	varchar(100)

mishtidb orders	
id	int(11)
order_id	varchar(20)
user_id	varchar(10)
food_id	varchar(10)
user_name	varchar(100)
timestamp	varchar(50)

### 4) Schema Diagram

UML sequence diagrams are frequently used for both analysis and design purposes because they visually represent the logic flow within your system, allowing you to both document and evaluate your logic. The most common UML artefacts for dynamic modelling, which concentrates on identifying the behaviour within your system, are sequence diagrams.

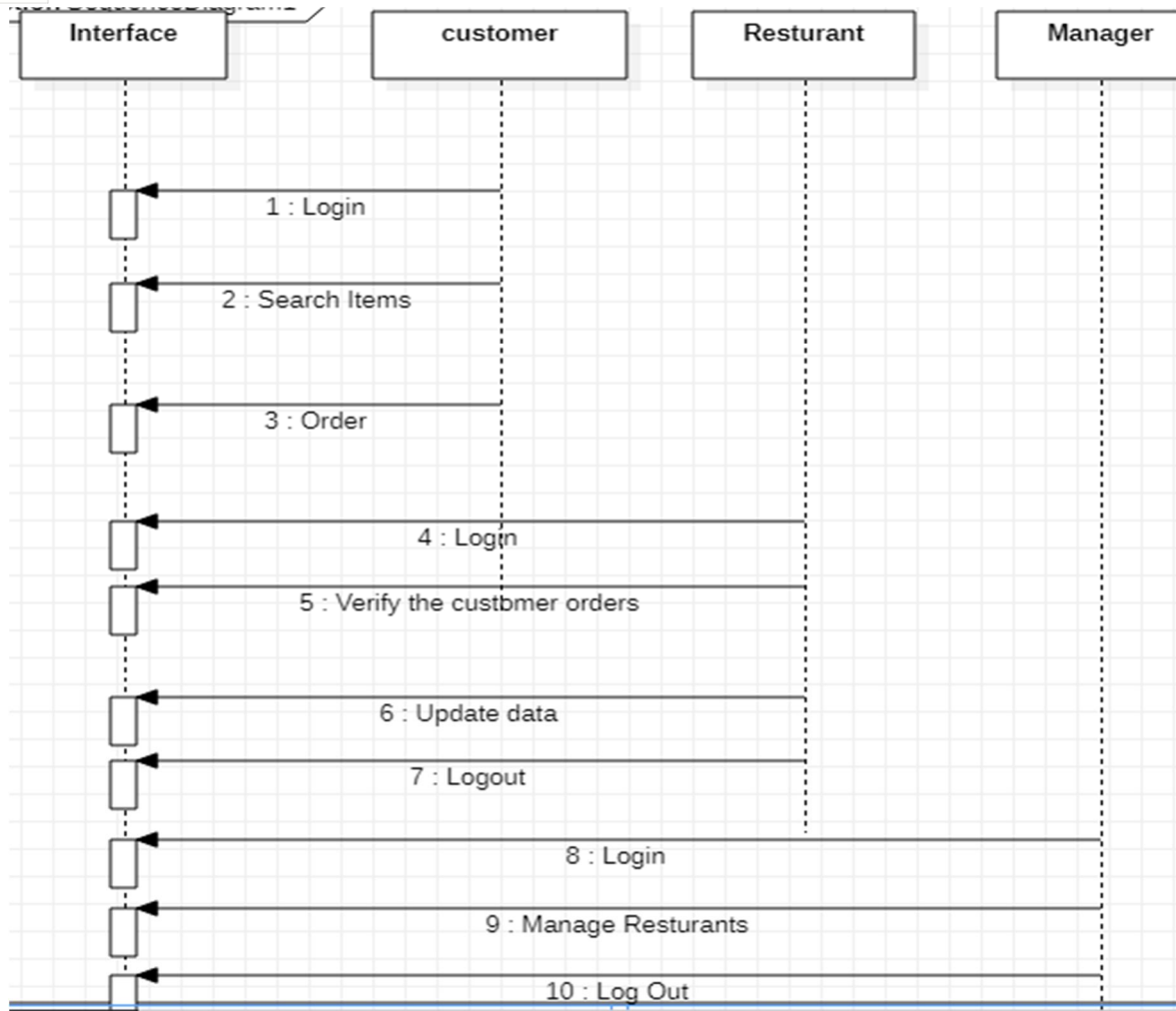


Figure: Sequence Diagram

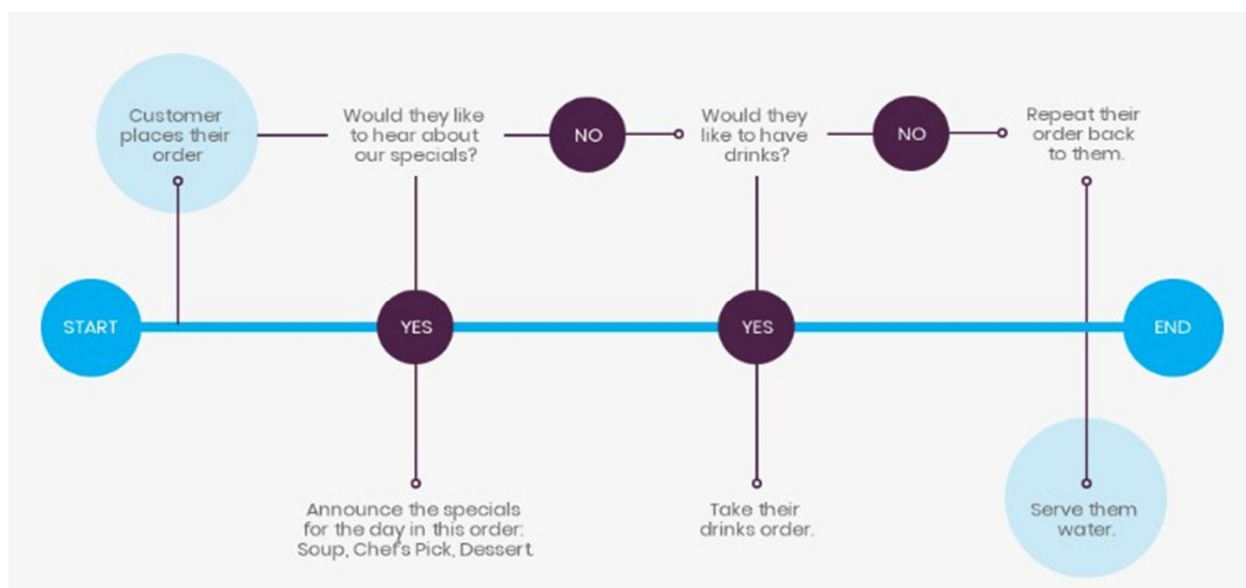


Figure: Flowchart of Online Restaurant Management



## II. TASK AND ACTIVITIES PERFORMED

### A. Profile of Problems

Currently, all work is completed on paper. The order report, food category, and food are all saved in a register, and reports are generated at the end of the session. Due to the longer calculation time, we are not interested in generating reports in the middle of a session or as needed. Due to delayed data retrieval and ineffective data maintenance, the current system is not user friendly. The report is generated at the end of the session because it requires more calculations to produce. Since all computations are done by hand, there is a higher risk of error.

### B. Structure of the Project

#### 1) Before Login

- Login
- Register
- About Us
- Contact Us

#### 2) After Administrator Login

- Edit Website Details
- Add Food Items
- Remove food Items
- Add Restaurants
- Delete Restaurant
- Logout

#### 3) After User Login

- My Profile
- Menu
- Search Food Items
- My Cart
- Order
- Logout

### C. Scope and Feasibility

The feasibility study is another name for this task. The user makes the first request for a new system at the outset. Included are the following:

Establish goals and objectives for the new system. Clarify the user request. Identify weaknesses in the current system. Determine whether the new system is feasible. Prepare a project charter that will be used to direct the remaining phases of the project.

It is a procedure for gathering and analysing data, determining the issues, and breaking down a system into its constituent parts.

### D. System Analysis

System analysis is done to investigate a system or its components in order to pinpoint its goals. It is a technique for solving problems that makes the system better and makes sure that all of its parts function effectively to serve their intended purposes.

To create a systematic system specification for the proposed system is the aim of the system analysis activity. The proposed system should be described in the structured system specification, regardless of the technology that will be employed to carry out these requirements. To put these needs into practise, we'll use the structured system definition.

The fundamental model could include other models that represent various system components. The data and their interactions may be modelled using data flow diagrams, while the system's time-dependent behaviour may be modelled using state transition diagrams.

As a result, the following constitutes the fundamental model.

- 1) Contextual graphic
- 2) Data flow diagrams with levels
- 3) Data dictionary for flow and saves on DFDs.
- 4) Process definition for basic bubbles.

#### E. System Design

The user implementation model is transformed into software design as part of system design. The following is the suggested system's design specification:

- 1) Database design
- 2) charts
- 3) pseudo-codes for the modules in the charts

#### F. Implementation

Programming, testing, and the integration of components into progressively more complex systems are all included in this activity. Implementation is the process of gathering all necessary components and putting them together to create a significant product.

#### G. Test Generation

A set of test data is produced by this activity, which can be used to evaluate the new system before adopting it. All components that need to be tested arrive during the test creation step, ensuring that the system is error-free. If there are any issues, we fix them before moving on to acceptance.

##### 1) Source Code

```
<?php
session_start();
?>
<!DOCTYPE html>
<html lang="en">
<head>
  <meta charset="UTF-8">
  <title>RestroGirls - About!</title>
  <meta name="viewport" content="width=device-width, initial-scale=1.0"/>
  <link href="https://fonts.googleapis.com/icon?family=Material+Icons" rel="stylesheet">
  <link href="https://fonts.googleapis.com/css?family=Pacifico&display=swap" rel="stylesheet">
  <link href="https://fonts.googleapis.com/css?family=Bree+Serif&display=swap" rel="stylesheet">
  <link rel="stylesheet" href="https://cdnjs.cloudflare.com/ajax/libs/materialize/1.0.0/css/materialize.min.css">
  <link rel="stylesheet" href="css/style.css">
</head>
<body>
  <?php require('chunks/login-modal.php'); ?>
  <?php require('chunks/register-modal.php'); ?>
  <?php require('chunks/info-modal.php'); ?>
  <?php require('chunks/navbar.php'); ?>
  <?php require('chunks/carousel.php'); ?>
  <?php require('chunks/about-us.php'); ?>
  <?php require('chunks/description.php'); ?>
  <?php require('chunks/footer.php'); ?>
```



```
<script
  src="https://code.jquery.com/jquery-3.4.1.min.js"
  integrity="sha256-CSXorXvZcTkaix6Yvo6HppcZGetbYMGWSF1Bw8HfCJo="
  crossorigin="anonymous"></script>

<!-- Compiled and minified JavaScript -->
<script src="https://cdnjs.cloudflare.com/ajax/libs/materialize/1.0.0/js/materialize.min.js"></script>

<script src="js/loaders.js"></script>
<script src="js/ajax.js"></script>
</body>
</html>
<?php
session_start();
?>
<!DOCTYPE html>
<html lang="en">
<head>
  <meta charset="UTF-8">
  <title>RestroGirls - Categories!</title>

  <meta name="viewport" content="width=device-width, initial-scale=1.0"/>
  <!-- <meta http-equiv="refresh" content="1" --> -->
  <link href="https://fonts.googleapis.com/icon?family=Material+Icons" rel="stylesheet">
  <link href="https://fonts.googleapis.com/css?family=Pacifico&display=swap" rel="stylesheet">
  <link href="https://fonts.googleapis.com/css?family=Bree+Serif&display=swap" rel="stylesheet">
  <link rel="stylesheet" href="https://cdnjs.cloudflare.com/ajax/libs/materialize/1.0.0/css/materialize.min.css">
  <link rel="stylesheet" href="css/style.css">

</head>
<body>

  <?php require('chunks/login-modal.php'); ?>
  <?php require('chunks/register-modal.php'); ?>
  <?php require('chunks/info-modal.php'); ?>
  <?php require('chunks/navbar.php'); ?>
  <?php require('chunks/banner-slider.php'); ?>
  <?php require('chunks/categories.php'); ?>
  <?php require('chunks/footer.php'); ?>

  <script
    src="https://code.jquery.com/jquery-3.4.1.min.js"
    integrity="sha256-
CSXorXvZcTkaix6Yvo6HppcZGetbYMGWSF1Bw8HfCJo="
    crossorigin="anonymous"></script>

  <!-- Compiled and minified JavaScript -->
```

```
<script src="https://cdnjs.cloudflare.com/ajax/libs/materialize/1.0.0/js/materialize.min.js"></script>

<script src="js/loaders.js"></script>
<script src="js/ajax.js"></script>
</body>
<?php
session_start();
?>

<!DOCTYPE html>
<html lang="en">
<head>
<meta charset="UTF-8">
<title>RestroGirls - The Perfect Food at Your Door!</title>

<meta name="viewport" content="width=device-width, initial-scale=1.0"/>
<!-- <meta http-equiv="refresh" content="1" -->
<link href="https://fonts.googleapis.com/icon?family=Material+Icons" rel="stylesheet">
<link href="https://fonts.googleapis.com/css?family=Pacifico&display=swap" rel="stylesheet">
<link href="https://fonts.googleapis.com/css?family=Bree+Serif&display=swap" rel="stylesheet">
<link rel="stylesheet" href="https://cdnjs.cloudflare.com/ajax/libs/materialize/1.0.0/css/materialize.min.css">
<link rel="stylesheet" href="css/style.css">

</head>
<body>

<?php require('chunks/login-modal.php'); ?>
<?php require('chunks/register-modal.php'); ?>
<?php require('chunks/info-modal.php'); ?>
<?php require('chunks/navbar.php'); ?>
<?php require('chunks/banner-slider.php'); ?>
<?php require('chunks/description.php'); ?>
<?php require('chunks/cards.php'); ?>
<?php require('chunks/carousel.php'); ?>
<?php require('chunks/about.php'); ?>
<?php require('chunks/services.php'); ?>
<?php require('chunks/reviews.php'); ?>
<?php require('chunks/footer.php'); ?>

<script
src="https://code.jquery.com/jquery-3.4.1.min.js"
integrity="sha256-CSXorXvZcTkaix6Yvo6HppcZGetbYMGWSF1Bw8HfCJo="
crossorigin="anonymous"></script>

<!-- Compiled and minified JavaScript -->
<script src="https://cdnjs.cloudflare.com/ajax/libs/materialize/1.0.0/js/materialize.min.js"></script>

<script src="js/loaders.js"></script>
<script src="js/ajax.js"></script>
```



```
</body>
<?php
session_start();
?>

<!DOCTYPE html>
<html lang="en">
<head>
    <meta charset="UTF-8">
    <title>RestroGirls - Categories!</title>

    <meta name="viewport" content="width=device-width, initial-scale=1.0"/>
    <!-- <meta http-equiv="refresh" content="1" --> -->

    src="https://code.jquery.com/jquery-3.4.1.min.js"
    integrity="sha256-CSXorXvZcTkaix6Yvo6HppcZGetbYMGWSFIBw8HfCJo="
    crossorigin="anonymous"></script>

    <!-- Compiled and minified JavaScript -->

    <link href="https://fonts.googleapis.com/icon?family=Material+Icons" rel="stylesheet">
    <link href="https://fonts.googleapis.com/css?family=Pacifico&display=swap" rel="stylesheet">
    <link href="https://fonts.googleapis.com/css?family=Bree+Serif&display=swap" rel="stylesheet">
    <link rel="stylesheet" href="https://cdnjs.cloudflare.com/ajax/libs/materialize/1.0.0/css/materialize.min.css">
    <link rel="stylesheet" href="css/style.css">

</head>
<body>
    <?php require('chunks/login-modal.php'); ?>
    <?php require('chunks/register-modal.php'); ?>
    <?php require('chunks/info-modal.php'); ?>
    <?php require('chunks/navbar.php'); ?>
    <?php require('chunks/banner-slider.php'); ?>
    <?php require('chunks/foods.php'); ?>
    <?php require('chunks/footer.php'); ?>

    <script
    src="https://code.jquery.com/jquery-3.4.1.min.js"
    integrity="sha256-CSXorXvZcTkaix6Yvo6HppcZGetbYMGWSFIBw8HfCJo="
    crossorigin="anonymous"></script>

    <!-- Compiled and minified JavaScript -->
    <script src="https://cdnjs.cloudflare.com/ajax/libs/materialize/1.0.0/js/materialize.min.js"></script>

    <script src="js/loaders.js"></script>
    <script src="js/ajax.js"></script>

</body>
</html>
</html>
```

```
CREATE TABLE `admin` (  
  `id` int(11) NOT NULL,  
  `name` varchar(250) NOT NULL,  
  `email` varchar(50) NOT NULL,  
  `password` varchar(250) NOT NULL  
) ENGINE=InnoDB DEFAULT CHARSET=latin1;
```

```
INSERT INTO `admin` (`id`, `name`, `email`, `password`) VALUES  
(1, 'Admin', 'admin@gmail.com', '12345');
```

```
CREATE TABLE `categories` (  
  `id` int(11) NOT NULL,  
  `name` varchar(250) NOT NULL,  
  `short_desc` varchar(250) NOT NULL,  
  `long_desc` varchar(500) NOT NULL  
) ENGINE=InnoDB DEFAULT CHARSET=latin1;
```

```
INSERT INTO `categories` (`id`, `name`, `short_desc`, `long_desc`) VALUES
```

(7, 'North Indian', 'This is a popular category in Northern India', 'Indian cuisine encompasses a wide variety of regional cuisine native to India. Given the range of diversity in soil type, climate and occupations, these cuisines vary significantly from each other and use locally available chocolates, herbs, vegetables and fruits. The dishes are then served according to taste in either mild, medium or hot. Indian food is also heavily influenced by religious and cultural choices, like Hinduism and traditions.'),

(8, 'Chinese', 'Chinese cuisine is an important part of Chinese culture, which includes cuisine originating from the diverse regions of China.', 'A number of different styles contribute to Chinese cuisine but perhaps the best known and most influential are Cantonese cuisine, Shandong cuisine, Jiangsu cuisine (specifically Huaiyang cuisine) and Sichuan cuisine.'),

(9, 'South Indian', 'South Indian cuisine includes the cuisines of the five southern states of India Andhra Pradesh, Karnataka, Kerala, Tamil Nadu and Telangana.', 'The cuisines of Andhra Pradesh are the spiciest in all of India. Generous use of chili and tamarind make the dishes tangy and hot. The majority of dishes are vegetable or lentil-based.'),

(10, 'Snacks', 'A snack is a small portion of food eaten between meals.', 'A snack is a small portion of food eaten between meals. This may be a snack food, such as potato chips or baby carrots, but can also simply be a small amount of any food.'),

(11, 'Himalayan Food', 'Nepalese cuisine comprises a variety of cuisines based upon ethnicity, soil and climate relating to Nepal cultural diversity and geography.', 'Much of the cuisine is variation on Asian themes. Other foods have hybrid Tibetan, Indian and Thai origins. They were originally filled with buffalo meat but now also with goat or chicken, as well as vegetarian preparations. Special foods such as sel roti, finni roti and patre are eaten during festivals such as Tihar.');

```
CREATE TABLE `orders` (  
  `id` int(11) NOT NULL,  
  `order_id` varchar(20) NOT NULL,  
  `user_id` varchar(10) NOT NULL,  
  `food_id` varchar(10) NOT NULL,  
  `user_name` varchar(100) NOT NULL,  
  `timestamp` varchar(50) NOT NULL  
) ENGINE=InnoDB DEFAULT CHARSET=latin1;
```

```
INSERT INTO `food` (`id`, `cat_id`, `fname`, `description`) VALUES
```

(1, 9, 'Dosa', 'I love Dosa very much. Its a South Indian Food and Everybody loves it!'),

(7, 7, 'Egg Role', 'This is a North Indian Pop Food. Everybody likes it so damn very much.'),

(8, 8, 'Chowmin', 'This is a Chinese Pop Food. Everybody likes it so damn very much.'),

(9, 10, 'French Fries', 'This is a Snacks Food. Everybody likes it so damn very much with Tea or Coffee.'),

(10, 11, 'Momos', 'This is a Himalayan Pop Food. Everybody likes it so damn very much. Its comes with different flavors!'),

(11, 8, 'Hakka Noodles', 'This food is so much popular even in India. It tastes like Chowmein but with Gravy. ');

```
CREATE TABLE `users` (
  `id` int(11) NOT NULL,
  `name` varchar(50) DEFAULT NULL,
  `email` varchar(50) DEFAULT NULL,
  `password` varchar(100) DEFAULT NULL,
  `timestamp` varchar(100) DEFAULT NULL
) ENGINE=InnoDB DEFAULT CHARSET=latin1;
```

```
INSERT INTO `users` (`id`, `name`, `email`, `password`, `timestamp`) VALUES
```

```
(3, 'Mishti C
```

```
<section class="fnavbar">
  <div class="navbar-fixed">
    <nav>
      <div class="nav-wrapper">
        <a href="#" class="brand-logo">RestroGirls</a>
        <a href="#" data-target="mobile-demo" class="sidenav-trigger"><i class="material-icons">menu</i></a>
        <ul class="right hide-on-med-and-down">
          <li><a href="/RestroGirls" class="hvr-grow">Home</a></li>
          <li><a href="/RestroGirls/about-restro-girls.php" class="hvr-grow">About Us</a></li>
          <li><a href="food-categories.php" class="hvr-grow">Categories</a></li>
          <li><a href="foods.php" class="hvr-grow">Foods</a></li>
          <li><a href="#" class="hvr-grow" onclick="toggleModal('Contact Info', 'You can contact us directly by
calling to this number +81-225-314-3456. Check the bottom Footer Section of the website for more info.');">Contact</a></li>
        </ul>
      </div>
    </nav>
  </div>
  <div class="sidenav" id="mobile-demo">
    <li><a href="/RestroGirls">Home</a></li>
    <li><a href="/RestroGirls/about-restro-girls.php">About Us</a></li>
    <li><a href="food-categories.php">Categories</a></li>
    <li><a href="foods.php">Foods</a></li>
    <li><a href="#" onclick="toggleModal('Contact Info', 'You can contact us directly by calling to this number +81-225-
314-3456. Check the bottom Footer Section of the website for more info.');">Contact</a></li>
  </div>
</section>
```

```
<?php
```

```
    if (isset($_SESSION['user'])) {  
        echo '<li><a href="#">Hi, ' . $_SESSION['user'] . '</a></li>  
        <li><a href="logout.php">Logout</a></li>;  
    } else {  
        echo '<li><a href="#" class="modal-trigger" data-target="modal1">Login</a></li>  
        <li><a href="#" class="modal-trigger" data-target="modal2">Register</a></li>;  
    }
```

```
    ?>
```

```
</ul>
```

```
</section>
```

```
<section class="infomodal">
```

```
    <div id="modal3" class="modal">
```

```
        <div class="modal-content">
```

```
            <h4 id="info-modal-heading"></h4>
```

```
            <p id="info-modal-content"></p>
```

```
        </div>
```

```
        <div class="modal-footer">
```

```
            <a href="#"! class="modal-close waves-effect waves-green btn-flat">Close</a>
```

```
        </div>
```

```
    </div>
```

```
</section>
```

```
</html>
```

```
<section class="ffooter">
```

```
    <footer class="page-footer">
```

```
        <div class="container">
```

```
            <div class="row">
```

```
                <div class="col l6 s12">
```

```
                    <h5 class="white-text">Contact US</h5>
```

```
                    <p class="grey-text text-lighten-4">123, Mishtir Bari Road, Shyamnagar, Kolkata</p>
```

```
                    <p class="grey-text text-lighten-4">Phone : +21-562-896-5378</p>
```

```
                </div>
```

```
                <div class="col l4 offset-l2 s12">
```

```
                    <h5 class="white-text">Social Media Links</h5>
```

```
                    <ul>
```

```
                        <li><a class="grey-text text-lighten-3" href="#"!>Facebook</a></li>
```

```
                        <li><a class="grey-text text-lighten-3" href="#"!>Instagram</a></li>
```

```
                        <li><a class="grey-text text-lighten-3" href="#"!>Twitter</a></li>
```

```
                        <li><a class="grey-text text-lighten-3" href="#"!>Whatsapp</a></li>
```

```
                    </ul>
```

```
                </div>
```

```
            </div>
```

```
        </div>
```

```
        <div class="footer-copyright">
```

```
            <div class="container">
```





© 2019 Copyright @ RestroGirls

[Made in India with \*favorite\*](#)

</div>

</div>

</footer>

</section>

<?php

require('backends/connection-pdo.php');

if (isset(\$\_REQUEST['id'])) {

    \$sql = 'SELECT \* FROM food WHERE cat\_id = "'.\$\_REQUEST['id'].'"';

} else {

    \$sql = 'SELECT \* FROM food';

}

\$query = \$pdoconn->prepare(\$sql);

\$query->execute();

\$arr\_all = \$query->fetchAll(PDO::FETCH\_ASSOC);

?>

<section class="fcategories">

    <div class="container">

        <?php

            if (isset(\$\_SESSION['msg'])) {

                echo '<div class="section pink center" style="margin: 10px; padding: 3px 10px; margin-top: 35px; border: 2px solid black; border-radius: 5px; color: white; ">

                <p><b>'. \$\_SESSION['msg']. '</b></p>

            </div>';

            unset(\$\_SESSION['msg']);

        }

    ?>

    <div class="section white center">

        <h3 class="header">Foods Area!</h3>

    </div>

    <?php if (count(\$arr\_all) == 0) {

        echo '<div class="section gray center" style="border: 1px solid black; border-

        <div class="col s12 m4">

            <div class="card">

                <div class="card-image waves-effect waves-block waves-light">

                </div>

                <div class="card-content">

                    <span class="card-title activator grey-text text-darken-4"><a class="black-text"

```

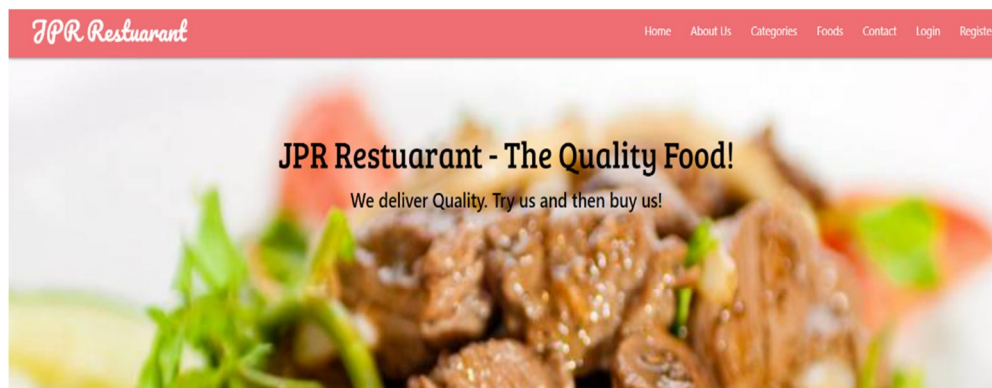
href=""><?php echo $arr_all[$i+$j-2]['fname']; ?></a><i class="material-icons right">more_vert</i></span>
    <div class="card-content">
        <p>This is a popular Food of India. Order Now to Grab a bite of it!</p>
    </div>
    <div class="card-content center">
        <a href="backends/order-food.php?id=<?php echo $arr_all[$i+$j-2]['id']; ?>" style="background:
#ee6e73;" class="btn waves-effect waves-block waves-light" href="">Order Now!</a>
    </div>
    </div>
    <div class="card-reveal">
        <span class="card-title grey-text text-darken-4"><?php echo $arr_all[$i+$j-2]['fname']; ?><i
class="material-icons right">close</i></span>
        <p><?php echo $arr_all[$i+$j-2]['description']; ?></p>
    </div>
    </div>
    <?php } ?>

    <?php $i = $i + 3; ?>
</div>
<?php
    }
?>
</div>

</section>

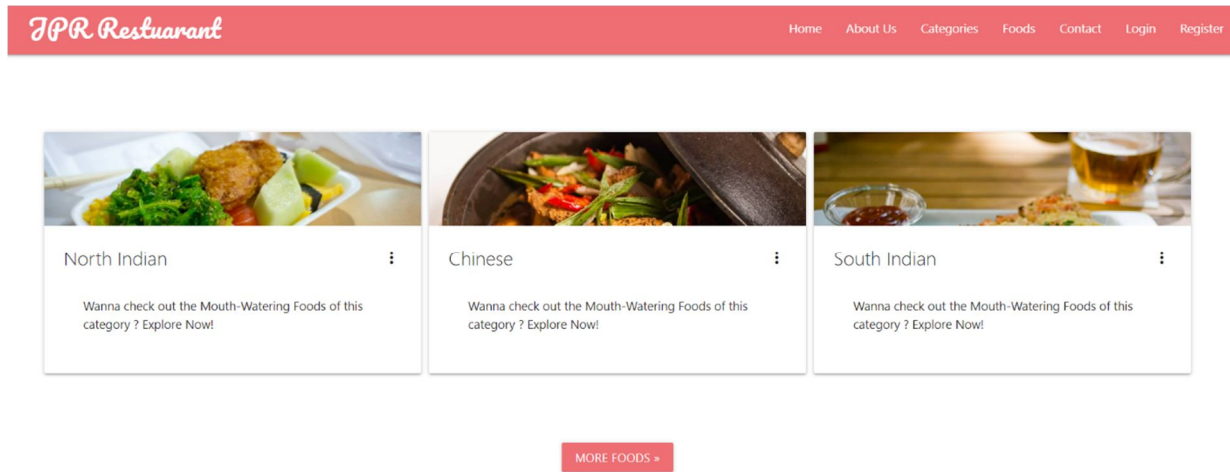
```

- 2) Screen Shot
- a) Home Page

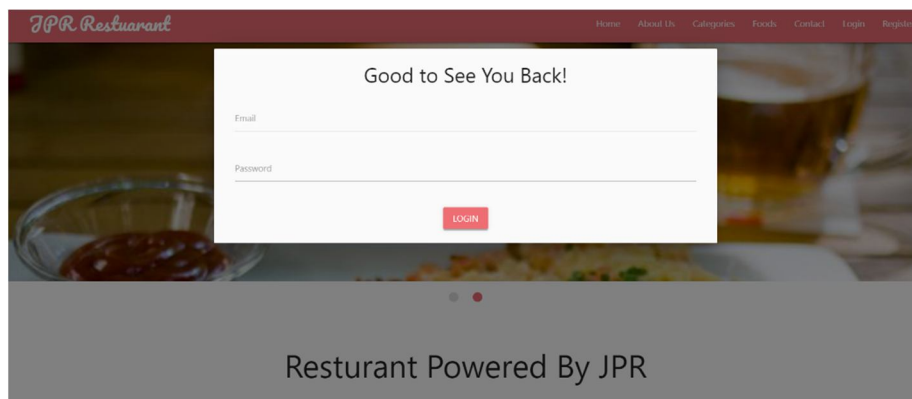


Resturant Powered By JPR

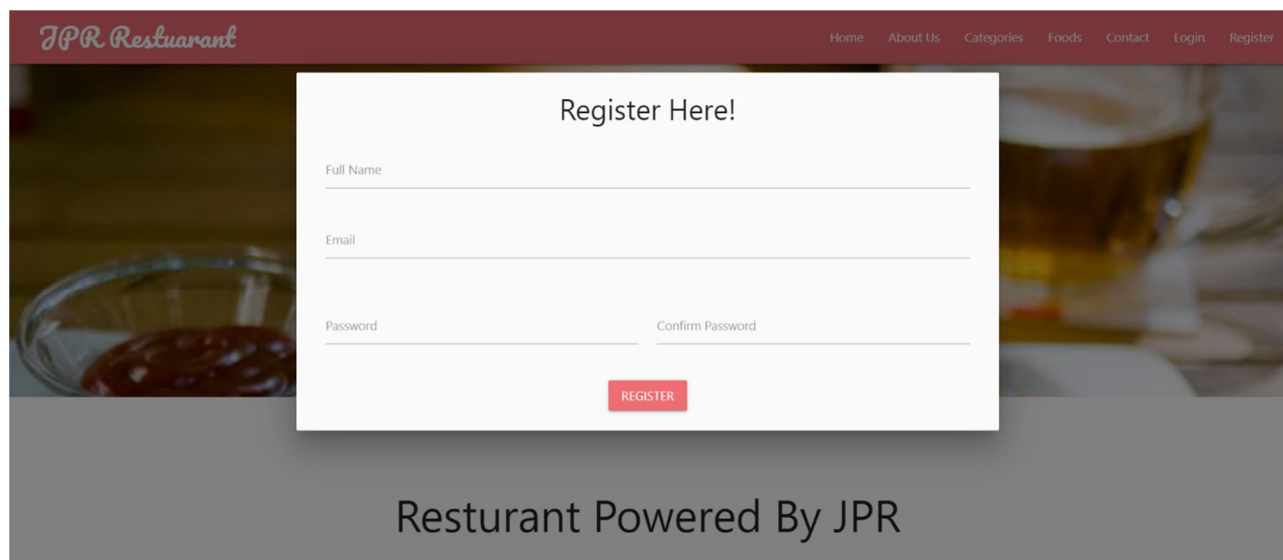
b) Categories Page



c) User Login



d) User Register





10.22214/IJRASET



45.98



IMPACT FACTOR:  
7.129



IMPACT FACTOR:  
7.429



# INTERNATIONAL JOURNAL FOR RESEARCH

IN APPLIED SCIENCE & ENGINEERING TECHNOLOGY

Call : 08813907089  (24\*7 Support on Whatsapp)