



# IJRASET

International Journal For Research in  
Applied Science and Engineering Technology



---

# INTERNATIONAL JOURNAL FOR RESEARCH

IN APPLIED SCIENCE & ENGINEERING TECHNOLOGY

---

**Volume:** 11    **Issue:** IX    **Month of publication:** September 2023

**DOI:** <https://doi.org/10.22214/ijraset.2023.55834>

[www.ijraset.com](http://www.ijraset.com)

Call:  08813907089

E-mail ID: [ijraset@gmail.com](mailto:ijraset@gmail.com)

# Soil Stabilization Using Construction and Demolition Waste for Pavement Construction

Aayushi Gupta<sup>1</sup>, Anshika Singh<sup>2</sup>, Sachin Kumar<sup>3</sup>, Shalu Shukla<sup>4</sup>, Yash Kr. Keshari<sup>5</sup>

B.Tech, Department of Civil Engineering, Institute of Engineering and Technology, Lucknow, India

**Abstract:** This study evaluated soil properties and the impact of adding construction and demolition waste on pavement performance. Tests included water content, specific gravity, Atterberg's limit, sieve analysis, compaction, and California bearing ratio. Soil samples were mixed with 10%, 20%, 30%, and 40% construction and demolition waste.

## Results Showed:

- Maximum dry density decreased from 1.88g/cc (0% waste) to 1.767 g/cc (40% waste).
- Optimum moisture content decreased from 11.95% (0% waste) to 11.08% (40% waste).
- California Bearing Ratio (CBR) increased from 3.82% (raw soil) to 14.04% (40% waste).

These values meet Indian Standard Codal specifications (IS 2720, 1983) for pavement subgrade and embankment construction. Therefore, construction and demolition waste can be an effective soil additive for pavement and embankment construction, potentially reducing pavement thickness per CBR design.

**Keywords:** Atterberg's limits, soil stabilisation, California bearing ratio, Pavement, embankment, optimum moisture content, maximum dry density, construction and demolition waste

## I. INTRODUCTION

The explosive growth of population in recent decades, accompanied by the rapid urbanisation and socio-economic development has resulted in the need for more efficient and economical vehicular operations, which is reliant on the quality of road structures. The strength and shear characteristics of the pavement subgrade are essential for the adequate quality and appropriate performance of the road. It reinforces the social, economic, and cultural development of the country.

### A. Soil Stabilization

Stabilization is the process of altering specific soil properties by different method in order to obtain an improved material that has all the desired engineering characteristics. Soils are generally stabilized to increase their strength and durability or to prevent erosion and dust formation; and thus creating a soil material or system that will withstand the designed use conditions and life of the project. The main objective of this study is to effectively stabilize the locally available subgrade in a cost-efficient manner.

### B. Sub-grade

Sub grade is a lowermost part of road pavement structure, which acts as a stress transmitting medium and disseminates the acting wheel load such that it aids in the prevention of shear and consolidated deformation. However, several researches have indicated that existing soils often do not fulfil the conventional requisites for the highway material. Even the soils that exhibits satisfactory characteristics for pavements construction can undergo changes in several attributes during construction and consequent operation, in which gradation is considered as most sensitive. It is therefore essential to stabilize the soil. Recent years have witnessed several countries considering the reutilization of waste materials as a new construction material as a significant sustainable construction activity.

This study concentrates on reuse of recycled concrete aggregate as a partial replacement for soil in order to achieve stabilization. In recent times, with the increased demand for infrastructural development, raw materials and fuel, soil stabilization has gained a significant amount of emphasis.

With the availability of better research, materials and equipment, it has been emerging as a beneficial and cost-effective method for soil improvement.

### C. Construction and Demolition Waste

The waste generated from construction, renovation, repair, and demolition of houses, large building structures, roads, bridges, piers, and dams is categorised under construction and demolition waste. It constitutes of wood, steel, concrete, gypsum, masonry, plaster, metal, asphalt, etcetera. C&D waste can also contain hazardous materials such as asbestos and lead. Estimates vary, but commonly accepted statistics say that 15% to 20% of generated municipal solid waste originates from construction and demolition projects. Specifically, for India, the Building Materials Promotion Council (BMPC) estimates 1504.444 million tonnes of C&D waste annually, while its capacity is only that of 6,500 tonnes per day (TPD), which is barely 1% of the waste quantity produced.

The aim of this research is to determine the soil improvement capabilities of recycle aggregates obtained from demolition waste. The main cause of using demolition waste in place of other improvisation materials such as lime, bitumen etc is that these materials poseand more significant and direct damage to the environment.

## II. MATERIALS USED AND METHODOLOGY

Construction and Demolition waste was used in powdered form, consisting of the following materials:

- 1) Broken concrete pieces
- 2) Sand
- 3) Bricks
- 4) Cement
- 5) Fly ash, etcetera.

Soil sample was collected from the Sitapur district (Banoga village). Initial tests were conducted on raw soil sample, followed by tests that were performed on the soil sample mixed it with construction and demolition waste in varying percentages (10%, 20%, 30%,and 40%).



Fig.1 Location of soil sample collection: Banoga village, Sitapur, Uttar Pradesh (source:GoogleEarth) [Latitude:27.1531501°N, Longitude:80.8626856°E]

Serial Number	Engineering Property	Test used for determination	Referred IS Code	Value
1	Water Content	Oven Drying	IS 2720:Part II	8.80%
2	Specific Gravity	Density Bottle	IS 2720:Part III	2.639
3	Liquid limit	Cassagrande's apparatus	IS 2720:Part V	26.10%
4	Plastic limit	3 mm Thread rolling	IS 2720:Part V	21.35%
5	Coefficient of uniformity (Cu)	Dry sieve analysis	IS 2720:Part IV	9.617
6	Coefficient of curvature (Cc)	Dry sieve analysis	IS 2720:Part IV	1.411
7	Maximum Dry Density	IS Heavy compaction	IS 2720:Part VIII	1.88 g/cc
8	Optimum Moisture Content	IS heavy compaction	IS 2720:Part VIII	11.95%
9	California Bearing Ratio	CBR Test	IS 2720:Part XVI	3.82%

Table 1. Engineering properties of soil sample under study, estimated according to the specifications of IS 2720 : 1983

### III. RESULT AND DISCUSSION

#### A. IS Light Compaction Test

The test was conducted on mixtures of soil with increasing percentages (10%, 20%, 30% and 40%) of construction and demolition waste as per the specifications of IS 2720 : 1983 Part VII, and the following results were obtained :

Serial Number	Soil + Percentage of C&D waste added	Maximum Dry Density	Optimum Moisture Content
1	Soil + 0% C&D waste	1.88 g/cc	11.95 %
2	Soil + 10% C&D waste	1.853 g/cc	11.83 %
3	Soil + 20% C&D waste	1.814 g/cc	11.44 %
4	Soil + 30% C&D waste	1.791 g/cc	12.60%
5	Soil + 40% C&D waste	1.767 g/cc	11.08%

Table 2. Variation of Maximum Dry Density and Optimum Moisture Content with increasing percentages of construction and demolition waste

Since the used construction and demolition waste has a lesser weight than soil sample, when same volume is taken into consideration, and also due to its lower specific gravity than the soil; a decrease in the maximum dry density of soil with addition of construction and demolition waste in increasing percentage is demonstrated:

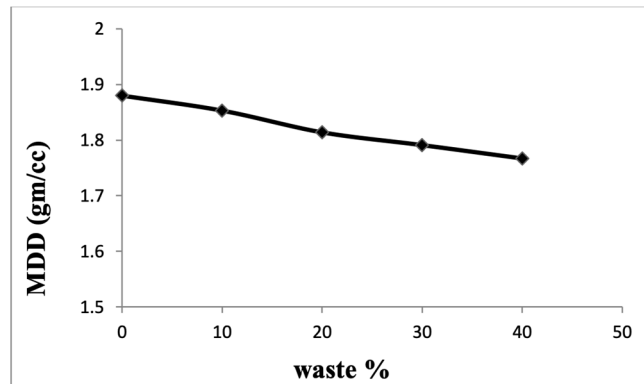


Fig. 2. Graphical representation of the variation of MDD with increasing percentages of C&D waste

Due to the inorganic nature of construction and demolition waste, lesser water was required to reach the maximum dry density, hence there was an overall decrease in the optimum moisture content with increasing percentage of construction and demolition waste, as shown in the following illustration:

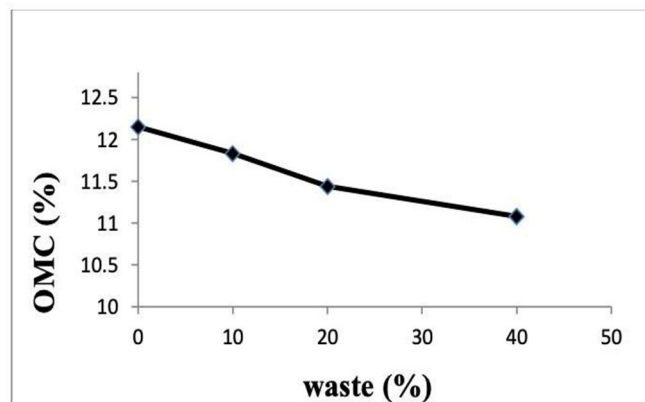


Fig. 3. Graphical representation of the variation of OMC with increasing percentages of C&D waste

### B. California Bearing Ratio Test

The test was conducted on mixtures of soil with increasing percentages (10%, 20%, 30% and 40%) of construction and demolition waste, as per the specifications of IS 2720:1983 Part XVI.

Serial Number	Soil + Percentage of C&D waste added	CBR Value
1	Soil + 0% C&D waste	3.82 %
2	Soil + 10% C&D waste	5.47 %
3	Soil + 20% C&D waste	8.13 %
4	Soil + 30% C&D waste	11.02 %
5	Soil + 40% C&D waste	14.04 %

Table 3. Variation of California Bearing Ratio with increasing percentages of C&D waste added

Analysis of the above results shows that addition of construction and demolition waste has a direct positive impact on the quality of soil as pavement sub-grade material. The CBR value of soil shows a continuous increase with the addition of construction and demolition waste; increasing it from 3.82% in the raw soil sample to 5.47%, 8.13%, 11.02% and 14.04% in mixtures of soil with 10%, 20%, 30% and 40% of construction and demolition waste. This increase in CBR value is illustrated in the following figure:

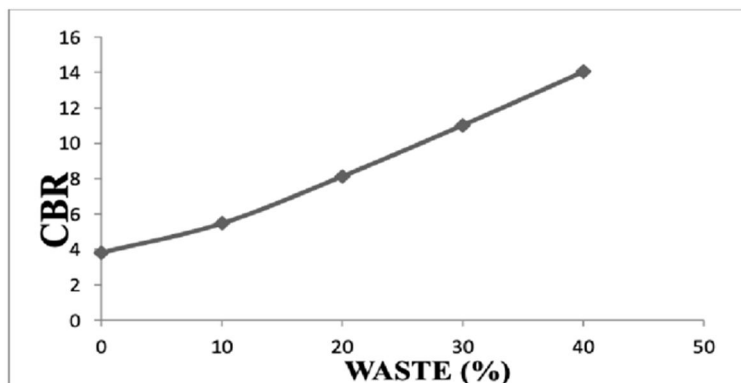


Fig. 4. Graphical representation of variation of CBR value with increasing percentages of C&D waste

### C. Discussion

According to the specifications of IS 2720:1983, for embankment and subgrade –

Property	For embankment	For subgrade	Relevant code
Density	> 1.52 g/cc	> 1.60 g/cc	IS 2720 Part 8
Moisture content	9-18%	9-18%	IS 2720 Part 2
CBR Value	Minimum 2%	Minimum 6%	IS 2720 Part 16

Table 4. Specifications for soil for embankment and subgrade, according to IS 2720 : 1983

Since the addition of construction and demolition waste ensures that the properties of soil lie within the acceptable range for embankment as well as pavement subgrade, we can conclude that construction and demolition waste can be elucidated as a satisfactorily economical as well as environment friendly additive to soil.

### IV. CONCLUSION

The study of strength characteristics of stabilization soil using construction and demolition waste show that there is a general decrease in maximum dry density (MDD) as well as optimum moisture content (OMC) of the soil sample.

The California Bearing Ratio of original soil sample is found to be 3.82%, which is sufficient for embankment (as per IS: 2720 Part 16, minimum for embankment 2%) but is not sufficient for pavement subgrade (as per IS: 2720 Part 16, minimum for subgrade 6%). Hence, construction and demolition waste is mixed with the soil for the purpose of improving the CBR value. Consequently, an increase in the CBR value is observed; with increasing percentage of construction and demolition waste content in the soil. The CBR values corresponding to 10%, 20%, 30% and 40% C&D waste are found to be 5.47%, 8.13%, 11.02% and 14.04% respectively; which also satisfy the aforementioned IS code recommendations.

Hence, we can justify the use of soil stabilised using construction and demolition waste for the purpose of pavement subgrade, as well as embankment design and construction. It can be adopted as an easily procurable and ecologically as well as fiscally advantageous soil stabiliser.

### REFERENCES

- [1] IS 2720, Part 2, 3, 4, 5, 6, 7, 8 and 16
- [2] Kamon, M., & Nontanandh, S. (2013). Combining Industrial Wastes with Lime for Soil Stabilization. Journal of Geotechnical Engineering.
- [3] Tremblay H. et al (2002). Influence of the nature of organic compounds on fine soil stabilization with cement. Canadian Geotechnical Journal, 39, 535-546.
- [4] Wright, W. & Ray, P. N. (2016). The Use of Fly Ash in Soil Stabilization. University of Southern California.
- [5] "Use of recycled aggregates arising from construction and demolition waste in new construction applications." RV Silva et al - Journal of Cleaner Production.



- [6] "Stablization of weak subgrade soil using demolished concrete aggregate" NunoCristelo, et al .
- [7] Utilization of Construction and Demolition Wastes in Low-Volume Roads for RuralAreas in China Xiaoyang Jia, et al: Transportation researchrecord.
- [8] "Strength and Drainage Characteristics of Poor Soils Stabilized with ConstructionDemolition Waste." Abhishek Sharma and Ravi, Geotechnicaland Geological Engineering volume.
- [9] "Use of recycled construction and demolition materials in geotechnical applications: Areview", Castorina Silva Vieira, Paulo M. Pereira.
- [10] "Effect of fly ash, construction demolition waste and lime on geotechnical
- [11] Characteristics of a clayey soil: a comparative study" R. K. Sharma & J. Hymavathi,Environmental Earth Sciences.
- [12] "Soil Stabilization Using Construction and Demolition Waste in Road Construction" S.P.Kanniyappan et al : Pramana Research Journal, 2022



10.22214/IJRASET



45.98



IMPACT FACTOR:  
7.129



IMPACT FACTOR:  
7.429



# INTERNATIONAL JOURNAL FOR RESEARCH

IN APPLIED SCIENCE & ENGINEERING TECHNOLOGY

Call : 08813907089  (24\*7 Support on Whatsapp)