



IJRASET

International Journal For Research in
Applied Science and Engineering Technology



INTERNATIONAL JOURNAL FOR RESEARCH

IN APPLIED SCIENCE & ENGINEERING TECHNOLOGY

Volume: 10 Issue: V Month of publication: May 2022

DOI: <https://doi.org/10.22214/ijraset.2022.42659>

www.ijraset.com

Call:  08813907089

E-mail ID: ijraset@gmail.com

The Theme of Fashion

Dr. Mrs. Nikita Hatwar¹, Prince Singh², Samidha Gautam³, Simranpreet Kaur Multani⁴, Kshitij Karlekar⁵, Khushi Belekar⁶

¹Assistant Professor, ^{2,3,4,5,6}Ug Students, Department of Information Technology, Priyadarshini College of Engineering Nagpur, Maharashtra, India

Abstract: The aim of this paper is to study the domain of World Wide Web site development and also put forward a methodology to assist with this process. These methodologies have their proselytizers and those who decry the constraints and rigidity of prescriptive frameworks. The methodology presented here is unintended to be a panacea for the problems of web development; rather it is hoped it will provide a functional framework for guiding the process. The main study points out that the demographic profile of customers, the online seller of the product, the type of products to be purchased, and the characteristics of online shopping websites had an optimistic impact on the intention and online shopping behavior of the customers. The paper would help the marketers to implement ways and means to pull online shoppers. It will be helpful for the customer to understand the advantages and disadvantages of online shopping.

Keywords: Proselytizers ,rigidity ,unintended ,demographic ,optimistic .

I. INTRODUCTION

The "the theme of fashion" has been developed to nullify the problems occurring in the practicing manual system. This software is supported to eradicate and in some ways reduce the hardships faced by this existing system. In addition, this system is designed for the specific need of the company to conduct operations in a smooth and effective manner. This application has been brought down as much as possible to elude errors while entering the data. The application also provides an error message while entering the data which is not valid. There is no need for formal knowledge for the user to use this system. Thus by this, all the above statements prove, that it is user-friendly. Online fashion stores can lead to error-free, reliable, secure, and fast management systems. It can help the users to focus on their other activities rather than concentrate on the record-keeping. Henceforth, it will help the organization in better utilization of resources.

II. METHODOLOGY

This website is built on a visual studio framework. Visual Studio Code is a code editor, it is used for developing and debugging modern web applications as well as cloud applications. In the front-end, we can use Html, Css, Js, and bootstrap. In the back-end, we can use PHP and Mysql. This website can help the customer in buying the products available on the site. Only the admin cha the authority to manage all modules of this website. The website will run on the Xampp server for testing.

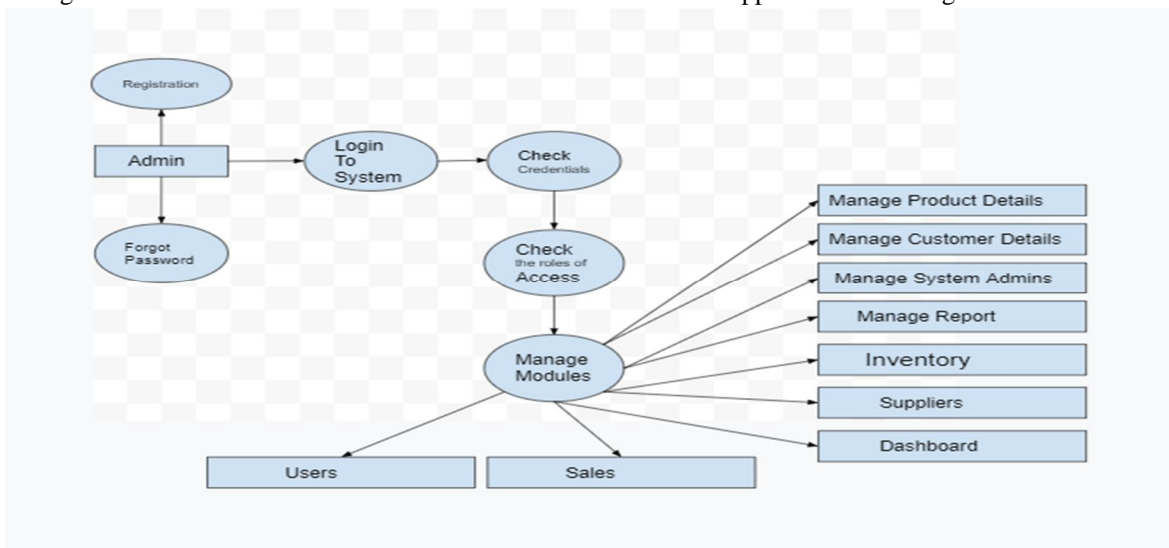


Figure:1 Design Flowchart

A. Admin

Admin can easily log in to the system and manage all the features of the Fashion Store. After login admin can add, edit, delete and view the records of Product, Sales, and Payment.

All the details of Category, Customer, and Bill are managed by the admin. Only admin can generate reports of product, Category, Sales, Customer, Payment, and Bill. All detailed information on Category, Sales, Customer, and Payment is tracked by the admin.

B. Registration

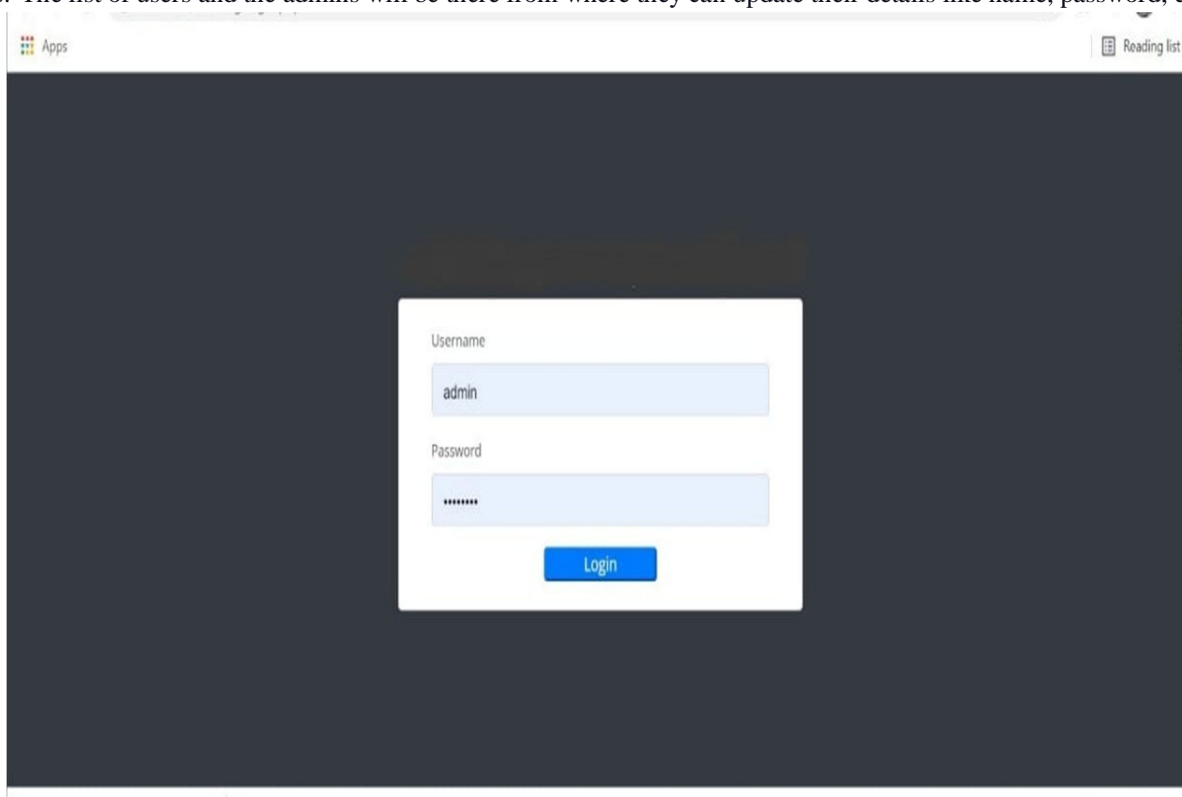
Registration was the first process to login into these websites. The registration process can be done by every login candidate or user or admin.

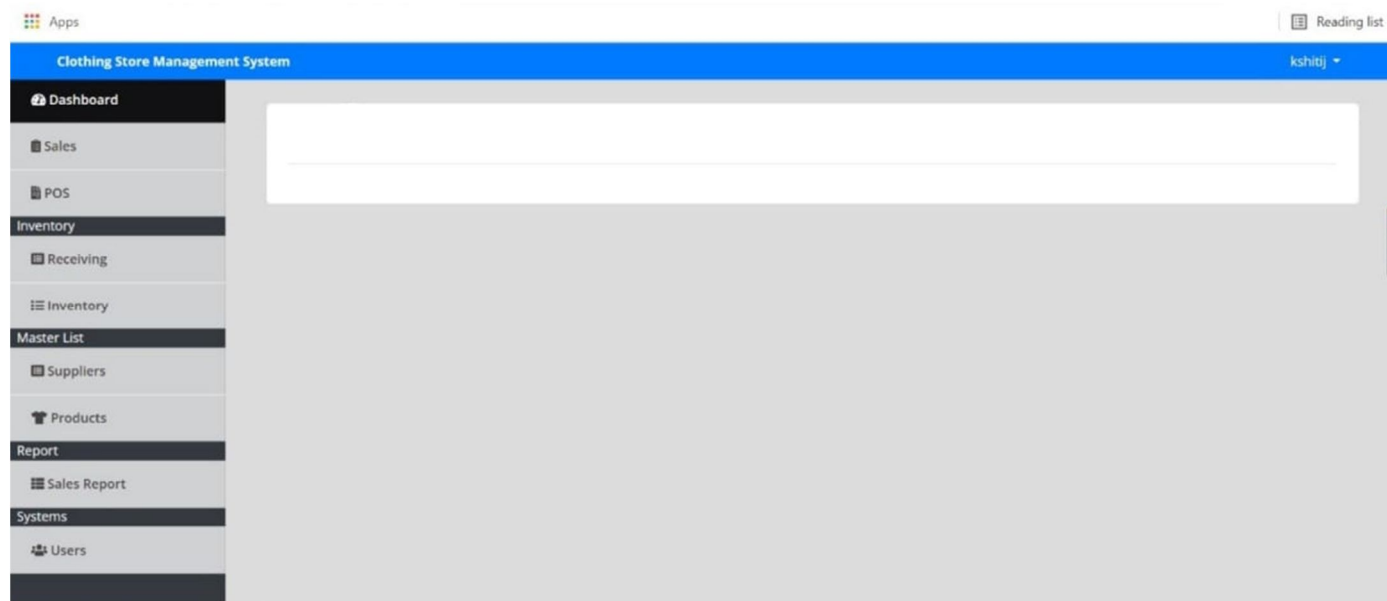
C. Forgot Password

Forgot password option would be available at the bottom of the login page.

This option would help every admin to reset their password easily whenever required or at their convenience.

- 1) *Login To System:* After registration, the user will log in to the system or website.
- 2) *Check the Roles of Access:* System checks the roles of access of login candidates.
- 3) *Manage Modules:* After checking the roles of access all modules of the website are managed by the admin.
- 4) *Manage Product Details:* All the product details are managed through these modules. Product details are managed by the admin.
- 5) *Manage Customer Details:* Every customer's details are managed through these modules. Customer details are managed by the admin.
- 6) *Manage Report:* Reports of the shop are managed by the admin through these manage report modules.
- 7) *Inventory:* Inventory shows all the available products listed with the stock number.
- 8) *Suppliers:* Suppliers have the list of suppliers of the shop.
- 9) *Dashboard:* Dashboard is the main page of the website. It also has various sections on this page.
- 10) *Sales:* Sales has the history of all the sold products. It has the records of the sold products in the shop.
- 11) *Users:* The list of users and the admins will be there from where they can update their details like name, password, etc.





On these websites, the admin can log in first with the help of the login page. The Login IDs and Passwords are used to login into a webpage. After login admin can directly enter the dashboard. In the dashboard there are many sections available like Sales, POS, receiving, inventory, Suppliers, Products, Sales reports, and Users. Sales have the history of all the sold products. It has the records of the sold products in the shop. In the receiving section, all data is available on received products. Then the admin entered the inventory section where all products are available.

Subsequently, the admin entered the products section and managed the products and all the product details. After that, the admin can enter the Sales report section and manage all the sales reports. The last user section is available for user details.

III. CONCLUSIONS

This project "the theme of fashion" will fulfill the entire information requirement by the user. This website is developed as easily as possible for the sake of the user. The website is developed to satisfy future requirements. We were grateful to work on this project. We are working on various technologies like HTML, CSS, JS, MySQL, and PHP to implement in this project. We are learning various things about web development while working on this project. We are grateful to our project Incharge prof. Nikita Hartwar to guide us through.

IV. RESULT

We have successfully created our shopping website with the help of a visual studio working framework.

After the website was ready we tested it by adding products in the products section. We can also test it by managing all the dashboard sections. After the demo and testing website can work properly according to our requirements. It means that our website works successfully.

REFERENCES

- [1] JavaScript Enlightenment, Cody Lindley-First Edition, based on JavaScript 1.5, ECMA-262, Edition A.
- [2] Sivaji, A. G. Downe, M. F. Mazlan, S.-T. Soo, and A. Abdullah, "Importance of incorporating fundamental usability with social & trust elements for eCommerce websites," in Business, Engineering and Industrial Applications (ICBEIA), 2011 International Conference on. IEEE, 2011, pp. 221–226.
- [3] Complete CSS Guide, Maxine Sherrin, and John Allsopp-O'Reilly Media; September 2012
- [4] S. Sharma, "Internet marketing: The backbone of eCommerce," International Journal of Emerging Research in Management & Technology, vol. 4, no. 12, pp. 200–202, 2015.
- [5] M. Chandran et al., "Website quality evaluation based on search engine queries using web rank position algorithm (wrpa)," Indonesian Journal of Electrical Engineering and Computer Science, vol. 4, no. 1, pp. 224–230, 2016.



10.22214/IJRASET



45.98



IMPACT FACTOR:
7.129



IMPACT FACTOR:
7.429



INTERNATIONAL JOURNAL FOR RESEARCH

IN APPLIED SCIENCE & ENGINEERING TECHNOLOGY

Call : 08813907089  (24*7 Support on Whatsapp)