



IJRASET

International Journal For Research in
Applied Science and Engineering Technology



INTERNATIONAL JOURNAL FOR RESEARCH

IN APPLIED SCIENCE & ENGINEERING TECHNOLOGY

Volume: 11 **Issue:** V **Month of publication:** May 2023

DOI: <https://doi.org/10.22214/ijraset.2023.51456>

www.ijraset.com

Call:  08813907089

E-mail ID: ijraset@gmail.com

Underwater Communication System

Ankit Sinha¹, Anuj Kumar Gupta², Yash Kumar³, Dr. M. Neelaveni Ammal⁴
Department of ECE, SRM Institute of Science and Technology, Kattankulathur, India

Abstract: *Sensor network have since been considered a promising alternative to complement conventional monitoring processes. These networks are relatively affordable and allow measurements to be taken remotely, in real-time and with minimal human intervention. we are going to use a under -water Wireless sensor network system which can transfer multiple data from one place to another while being attached to an Autonomous underwater Vehicles (AUV) while submerged in water. The concept of transferring data is based on two main components name as Transmitter and Receiver. It can transfer the signal underwater without Internet connection here, the depth of the water in which it can transfer the signal depends on the transmitter module. It has Alarm Sensors system that will get activated if there some disturbance with AUV. It can be used in multiple purposes for both commercial and militarily like Navy.*

Keywords: *Sensor Network, Transmitter, Arduino AT Mega 328, Analog Sensor, Water Data Communication Transmitter*

I. INTRODUCTION

Underwater wireless communications play an important role in marine activities such as environmental monitoring, underwater exploration, and scientific data collection. Underwater wireless communications still remain quite challenging, due to the unique and harsh conditions that characterize underwater channels. These conditions include for example severe attenuation, multipath dispersion, and limited resource utilization. Nonetheless advanced communication techniques using acoustic, electromagnetic and/or optical waves have emerged to tackle fundamental and practical challenges of underwater wireless communications. Recently, many academic and industrial researchers have paid attention to the development of state-of-the-art solutions for future underwater wireless communications and networks. This Special Section will enlighten and guide the potential research communities about the recent progress in the area of underwater wireless communications, and will encourage some of the leading research communities to present the state-of-the-art contributions and future research directions

II. LITERATURE SURVEY

1) Title: Preliminary Characterization of Coverage for Water-to-Air Visible Light Communication through Wavy Water Surface
AUTHORS: Tianrui Lin, Nuo Huang, Chen Gong, Jianghua Luo
YEAR: 2021

In this study, they use a green light emitting diode (LED) to create a water-to-air visible light communication (VLC) link and examine the coverage properties of the planned water-to-air -VLC link in both still and choppy water. We extract the variation in link gain by sending a high-frequency sinusoid signal. We determine the true link gains at various receiver points using the signals received from an experimental water-to-air -VLC system, and we examine the channel temporal characteristics in good connection conditions (referred to as link "on" state). Due to the wavy water surface's random spatial modulation effect, it is observed that the mean channel gain under wavy water surface conditions can be higher than that under calm water surface conditions, especially when the transmitter and receiver are not precisely aligned.

2) Title: Internet of Water Things: A Remote Raw Water Monitoring and Control System
AUTHORS: Abílio c. da silva Júnior, Roberto Munoz
YEAR: 2021

Quality control is becoming more important as communication technology develops. The main objective of this endeavour is to create a new online Many governments and international organisations are concerned about the planet's limited water resources. The Internet of Water Things is a term used to describe intelligent water management and monitoring systems. Control and resource management of raw water would be the goal of the proposed system. As a result, a platform based on server-less architecture and the Internet of Things Architectural Reference Model has been built, and it is being used in a simulation environment to test its performance. There is a mechanism for collecting untreated water from tube wells for this research. There are level, temperature, and pressure sensors in each well.

- 3) Title: Research on The Overall Framework of Intelligent Water Conservancy Construction AUTHORS: Shaoxuan Li, Xiaowan Chen, Xiao Zhang year 2021

China's water conservation has undergone a number of stages, from farming to the rapid expansion of the digital world, and has now formally entered a new phase known as intelligent water conservancy. In terms of safe and reliable operation as well as all-encompassing advantages, intelligent water conservancy is one of the primary responsibilities of the water conservancy sector. This study presents a set of workable general frameworks for building intelligent water conservancies based on modern electronic information technologies.

- 4) Title: IoT based Water Parameter Monitoring System AUTHORS: Krishna S, Sarath T V, M S Kumaraswamy, Vishnu Nair YEAR: 2020.

Water monitoring systems are a major topic of discussion in society due to the steadily increasing contamination of water bodies brought on by both man-made activities and natural disasters. Applications involving water have a lot of possibilities for automation. There are many verticals in water quality, smart irrigation, and smart water distribution network thanks to the development of big data analytics. With accurate and current data, all of these function effectively. The most significant obstacle to the creation of an automation application in this field is the need for many sensor parameters and a reliable communication architecture that can be expanded to various areas of water monitoring applications. In this study, a solution to these issues is proposed. EXO Sonde obtains the appropriate sensor values by the usage of an industrial multi-parameter sensor node.

- 5) Title: Smart Water Meter using Power Line Communication (PLC) Approach for measurements of Accurate Water Consumption and Billing Process

AUTHORS: Abdul, Shaik Asif Hussain, Ajay Rana YEAR: 2020

With the introduction of the internet, data transmission techniques have undergone a significant evolution. There are two sorts of data transmission techniques. One network type is wired, and the other is wireless. One of the methods for transmitting power using specialised modems that collect data at predetermined frequencies is power line communication. The study suggests a smart water metre that measures domestic water use using a flow sensor. The electronic valve in the proposed system will be set to a threshold limit that will turn off the water. The data will be transmitted to the data centre through grid power line and PLC modem for examination. The data centre then sends the water billing department information through SMS for billing purposes.

III. PROBLEM STATEMENT

In existing system people uses Radio Frequency based communication system in underwater for transfer of signals from one place to another but, there are certain disadvantage such as in some area the optical cable might get broken or damage due to disturbance of water. To fix that problem we are using Wireless communication system to tackle that problem.

IV. METHODOLOGY

The data transmission module was submerged in water, and the Data communication transmission module from the controller in the transmitter side sends the data to the reception side through the water.

- 1) *Transmission*: A transducer is used to transfer the digital signal via the water. This device changes the electrical signal into an acoustic signal that can travel through the water.
- 2) *Data Encoding*: The information that needs to be conveyed is converted into a digital format and broadcast as a sound wave via the water.
- 3) *Receipt*: A hydrophone is used by the receiving water communication module to find the acoustic signal in the water. The hydrophone then changes the acoustic signal back into an electrical signal so that a computer or other digital device may process it decoding of data

A. Working Of Proposed System

In this project, they create a mechanism that can wirelessly transport data between two points. Here, the image transmission is accomplished using water as a communication medium. Our system is made up of a few ATmega328 micro controllers, as illustrated in the block diagram (figs. 3.1 & 3.2).

There are transmitter and receiver modules in this system. They use a microcontroller, LCD display, water data communication transmitter module, UART interface, and Visual Basic software in the transmitter end. The user provides the image that has to be transferred, which is then encoded in Visual Basic 6.0 and sent to the microcontroller via the UART interface. Then, a Water data communication transmitter module transmits the encoded image to the receiver module.

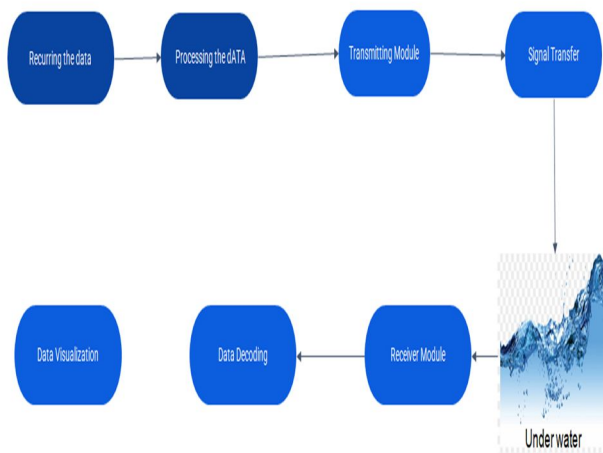


Figure. 1 Block diagram

B. Module Description

1) Power Supply Module

Since all electronic circuits can only function at low DC voltage, a power supply unit is required to supply the proper voltage for an electronic circuit to function properly. The transformer, rectifier, filter, and regulator make up this device. The desired ac voltage is reduced from an AC voltage of around 230 volts rms using a diode rectifier that produces a full-wave rectified voltage that is first filtered to create a dc voltage by a straightforward capacitor filter. Typically, there is some ripple or ac voltage shift in the resulting dc voltage.

USB 2.0 TO RS-232 Serial Cable



Figure. 2 USB 2.0 to Rs-232 Serial cable

Serial data transmission uses an RS-232 serial cable connected to a USB 2.0 port. It is a method of speaking. It is simply known as a serial connection. It establishes the link between the conventional RS-232 serial port and USB. PLCs communicate with other modules or even other PLCs using RS232. These modules can be anything that also uses RS232, including computers, robots, HMIs (human machine interfaces), motor controllers, and vision systems.

The RS232 cable enables the computer to send voltage signals as commands to any type of vision system. The procedure is then finished by the vision system, which interprets the commands. In fig. 3.3, a USB 2.0 to RS-232 serial cable is depicted.

2) Processing Module




Figure. 3 ATmega328 microcontroller

Using switches or sensors as inputs and a variety of motors, lights, and other physical outputs as controls, the ATmega328 can be used to create interactive objects. Arduino projects have the ability to work independently or in conjunction with computer software. The open-source IDE is available for free download, and the boards can be manually put together or purchased already put together. An implementation of Wiring, a comparable physical computing platform based on the Processing multimedia programming language, is the Arduino programming language.

A tool for creating computers that are more capable than your desktop computer in sensing and controlling the physical world is the ATmega328. It consists of a development environment for building software for the board's basic microcontroller and is an open-source physical computing platform.

3) Water data communication module



Figure. 4 Data Communication Module Electrode

In this project, water data communication modules that are present at both the transmitter end and the receiving end are used to transfer images across a water medium. The water data transmission transmitter module, which is made up of an electrode submerged in the water from the transmitter end, receives the picture once it has been encoded in the transmitter end. At the receiver end, a similar setup is created using an electrode. The picture that has to be conveyed is sent as vibrations from the water data communication transmitter module, and the electrodes in the communication module at the reception end are able to detect these vibrations or signals.

C. Software Description

- 1) *Visual Basic:* Microsoft suggested Visual Basic be a respectably user-friendly language. The development of graphic user interface (GUI) programmes quickly, the introduction of data bases utilising Data Access Objects, Remote Information Objects, or ActiveX Data Objects, and the creation of ActiveX controls and articles are all capabilities of Visual Basic, which was acquired from Essential. With the use of the components provided by the Visual Basic programme itself, a designer may create an application. The group of computer programmers later created outcast components. Similar to how Visual Basic projects may use the Windows API, which calls for external limit statements. Programmers may easily alter code by dragging and dropping items using the graphical user interface (GUI) provided by Microsoft's Visual Basic event-driven programming language and environment.
- 2) *Graphical user Interface:* Instead of text-based user interfaces, written command labels, or text navigation, the graphical user interface (GUI) enables people to interact with electronic equipment using graphical icons and auditory indicators like primary notation. The apparent steep learning curve of commandline interfaces, which require users to input instructions on a computer keyboard, led to the introduction of graphical user interfaces (GUIs). In a GUI, the actions are typically carried out by directly manipulating the graphical components. GUI stands for Graphical Interface, which gives the user a visual representation of communication for simple machine interaction. Graphical User Interface, or GUI. It is a standard user interface with graphic elements like buttons and icons.

V. RESULTS AND INTERPRETATION

Our project's results are described in terms of both hardware and software. Here, the experimental findings from this project's work are discussed.




Figure. 5 Hardware setup




Figure. 6 Hardware of communication module

The water data transmission module is used to retrieve the output image, and Visual Basic is used to decode it.



Figure. 7 Received output at transmitter section

This portion uses visual basic to choose and encrypt the data that needs to be transmitted. They must choose the specific port through which the encoded image can be transmitted in order to transmit the image.

A. Receiver Section

The below given represents the hardware setup at the receiver section. This section also consists of a LCD, RS232 cable, ATmega328 microcontroller.




Figure. 8 Hardware section at receiver section

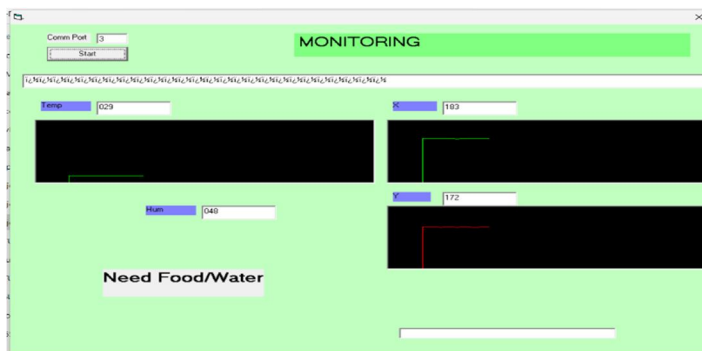


Figure. 9 Received output at receiver section

The above Fig. shows the receiver section, where the encoded image is received from the transmitting section using UART port. The received encoded image is then decoded using visual basic 6.0.

VI. CONCLUSION

The incorporation of sensor networks is expected to help advance numerous application domains and cutting-edge services. This survey provides a concise, in-depth analysis of the current state of the art with an emphasis on cutting-edge sensor network applications. We discussed significant issues that must be addressed, like services and sensor network applications. This unique collection is actually focused on defining the opening salvo in a discussion about the necessary integration of cutting-edge services and applications with sensor networks. We will have a new conversation about the topic of this unique collection when we next meet.

VII. ACKNOWLEDGEMENT

We express our gratitude to Dr. M. Neelaveni for her guidance and support throughout this project, without which it would have been challenging to complete.

REFERENCES

- [1] J. Catipovic, D. Brady, and S. Etchemendy, "Development of underwater acoustic modems and networks," *Oceanography*, vol. 6, pp. 112–119, Mar. 1993.
- [2] E. M. Sozer, M. Stojanovic, J. G. Proakis, "Underwater acoustic networks," *IEEE Journal of Oceanic Engineering*, vol. 25, no. 1, pp. 72-83, 2000.
- [3] X. Jiang, B. Jun, G. Nan, L. Zhaogeng, "A survey on information-centric networking: Rationales designs and debates," *China Commun.*, vol. 12, no. 7, pp. 1-12, 2015.
- [4] D. D. Van and Q. Ai, "An efficient in-network caching decision algorithm for Internet of Things," *Int. J. Commun. Syst.*, vol. 31, no. 8, 2018, Art. no. e3521.
- [5] J. Wu, M. Dong, K. Ota, J. Li, W. Yang, "Application-Aware Consensus Management for Software-defined Intelligent Blockchain in IoT," *IEEE Network*, vol. 34, no. 1, pp. 69-75, 2020.
- [6] H. Liang, J. Wu, S. Mumtaz, J. Li, X. Lin and M. Wen, "MBID: MicroBlockchain based Geographical Dynamic Intrusion Detection for V2X," *IEEE Communications Magazine*, vol. 57, no. 10, pp. 77-83, 2019.
- [7] X. Lin, J. Wu, S. Mumtaz, S. Garg, J. Li, and M. Guizani, "Blockchainbased On-demand Computing Resource Trading in IoV-Assisted Smart City," *IEEE Transactions on Emerging Topics in Computing*, DOI: 10.1109/TETC.2020.2971831, 2020.
- [8] K. Wang, J. Wu, X. Zheng, A. Jolfaei, J. Li, D. Yu, "Leveraging Energy Function Virtualization with Game Theory for FaultTolerant Smart Grid," *IEEE Transactions on Industrial Informatics*, DoI: 10.1109/TII.2020.2971584, 2020.
- [9] X. Lin, J. Wu, A. K. Bashir, J. Li, W. Yang, and J. Piran, "Blockchain-Based Incentive Energy-Knowledge Trading in IoT: Joint Power Transfer and AI Design," *IEEE Internet of Things Journal*, DOI: 10.1109/JIOT.2020.3024246, 2020.
- [10] T. Qiu, Z. Zhao, T. Zhang, C. Chen and C. L. P. Chen, "Underwater Internet of Things in smart ocean: System architecture and open issues", *IEEE Trans. Ind. Informat.*, vol. 16, no. 7, pp. 4297-4307, Jul. 2020.



10.22214/IJRASET



45.98



IMPACT FACTOR:
7.129



IMPACT FACTOR:
7.429



INTERNATIONAL JOURNAL FOR RESEARCH

IN APPLIED SCIENCE & ENGINEERING TECHNOLOGY

Call : 08813907089  (24*7 Support on Whatsapp)