



# IJRASET

International Journal For Research in  
Applied Science and Engineering Technology



---

# INTERNATIONAL JOURNAL FOR RESEARCH

IN APPLIED SCIENCE & ENGINEERING TECHNOLOGY

---

**Volume: 10    Issue: V    Month of publication: May 2022**

**DOI: <https://doi.org/10.22214/ijraset.2022.43178>**

**[www.ijraset.com](http://www.ijraset.com)**

**Call:  08813907089**

**E-mail ID: [ijraset@gmail.com](mailto:ijraset@gmail.com)**

# Weather Web App Using React JS and Weather API

Joy Sharma<sup>1</sup>, Afzal Khan<sup>2</sup>, Nirban Kaif<sup>3</sup>, Bhavesh Mishra<sup>4</sup>, Mrs. Poonam Vengulekar<sup>5</sup>

<sup>1, 2, 3, 4</sup>Computer Engineering at Thakur Polytechnic, Thakur Complex Mumbai, India

<sup>5</sup>Guide, Senior Lecturer Computer Engineering at Thakur Polytechnic, Thakur Complex Mumbai, India

**Abstract:** Over the past year Weather app is extremely useful to check weather for user all across the world and it will only grow by time. Most popular Weather app are Google Weather, Yahoo Weather and so on as this Weather app are very user friendly so that user don't get any difficult to use Weather app.

## I. INTRODUCTION

The "Weather Webapp Using Reactjs And Weather API" is very users friendly it is design to help user to access Weather of different place all over the world on the screen. This webapp is made using Reactjs and Weather API because it runs on local host and it is very user friendly and it does not consume more memory. This webapp can be run on limited data and it can be run many old device it does not take lot of time to load. To make this application, we need an API (*Application Programming Interface*) which will provide the data you need to create a weather web application. For the current project, we will use an API to retrieve weather data in the world. Some APIs can be used for free, while some APIs have to be paid for a certain price.

To create a weather web application, we will use the API from [OpenWeatherMap.org](https://openweathermap.org) which you can use for **free** or paid. To use this API, you need an API key. To get the API key, you must register with the OpenWeatherMap web first. So please log in/sign up to [https://home.openweathermap.org/users/sign\\_in](https://home.openweathermap.org/users/sign_in). then later on we will use react js and deploy this web application using heroku on live .

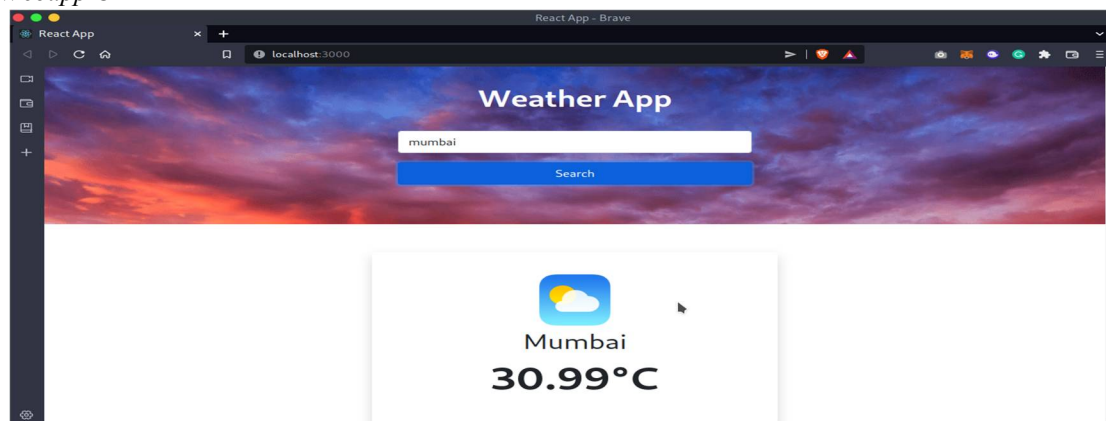
## II. RELATED WORK

There are many big Weather forecasting app which have many things to offer so we have made simple and user friendly Webapp which can be used by any user without any difficult and it will show the real time weather forecast of the place which user has input in the search bar. As it is simple program the runtime is very good weather get load very fast.

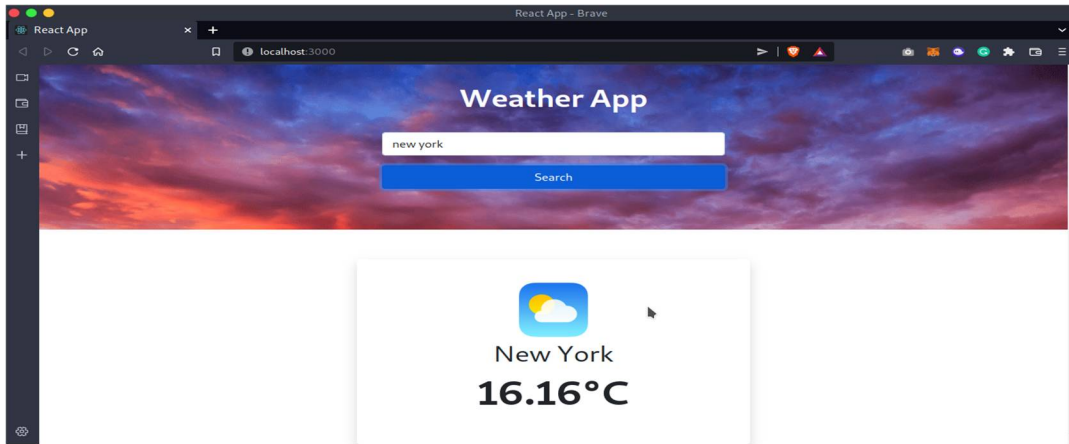
Benefit of Weather webapp

- 1) As it is running on local host it is safe
- 2) Load time is very fast
- 3) Less memory
- 4) It can be used on small devices

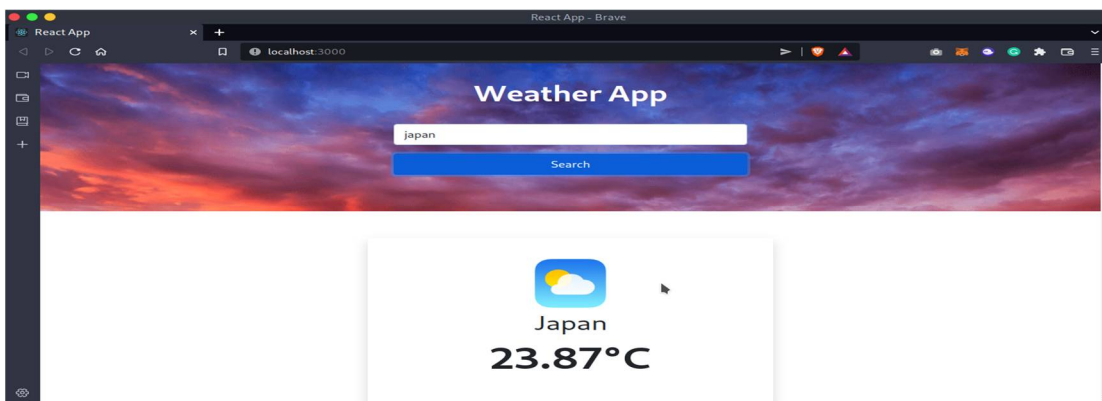
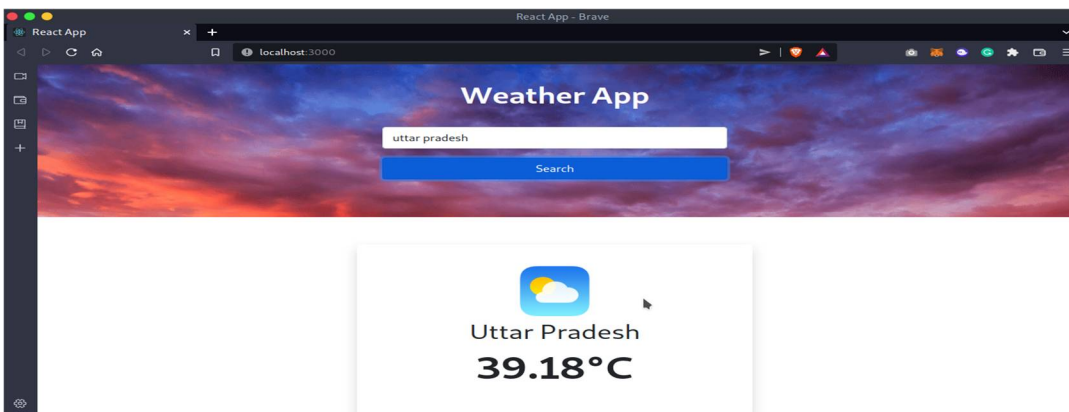
### A. Weather Webapp UI



As we can see it have very simple UI design and very user friendly



It can show Weather of any place all over the world with accurate and real time output



User just have to input the country or state name in the search box and click on search box it will give temperature in the output of that place instantly.

### B. Customizing the UI

It is very easy to customizing the UI by reactjs you can make it more eye catching input more feature like forecasting weather for day after.

## III. CONCLUSION

In this project we learn the creating weather webapp is not easy task. But with help some basic knowledge of Reactjs we can create a basic Weather app for user and it will help them to search Weather of any place easily .



10.22214/IJRASET



45.98



IMPACT FACTOR:  
7.129



IMPACT FACTOR:  
7.429



# INTERNATIONAL JOURNAL FOR RESEARCH

IN APPLIED SCIENCE & ENGINEERING TECHNOLOGY

Call : 08813907089  (24\*7 Support on Whatsapp)