



iJRASET

International Journal For Research in
Applied Science and Engineering Technology



INTERNATIONAL JOURNAL FOR RESEARCH

IN APPLIED SCIENCE & ENGINEERING TECHNOLOGY

Volume: 5 Issue: XI Month of publication: November 2017

DOI: <http://doi.org/10.22214/ijraset.2017.11094>

www.ijraset.com

Call:  08813907089

E-mail ID: ijraset@gmail.com

Optimal Energy provisioning framework to wireless Rechargeable Sensor Network based Joint Spatial and Temporal Constraint of the Mobile Node

Mr.N.Karthik¹, Mrs.S.Kawsalya²,

Research Scholar¹, Associate Professor², Dept. of Computer Science, Kovai Kalaimagal College of Arts & Science, Coimbatore¹

Abstract: *The network utility maximization is open research in the areas of Wireless Sensor Network. With Exploitation of technology advancement in the WSN, the velocity control of the mobile chargers has to be employed in the literature but it is been infeasible against the Spatio Temporal constraint. It has become mandatory to employ a novel Technique to Rechargeable Wireless Sensor Network in order to extend the life time of the sensor nodes. In this paper, we propose a new protocol, optimal energy provisioning framework incorporating multiple heuristic conditions allowed to optimize the sampling rate and battery level by carefully tackling both the spatial and temporal constraint through coupled link of the wireless sensor nodes. The Wireless Nodes utilizes the dynamic node monitoring model which has to gather the data about energy of the each node as well data sampling rate, Node failure and link failure etc. Each node exhibits different performance, hence it is desirable to represent the movement of the mobile charger using several criteria; therefore we utilize joint heuristic solution to handle to charging movement of the mobile charges based on the network requirement. The Simulation results of proposed system demonstrate that the proposed algorithm always achieves higher network utility than existing approaches. In addition, the impact of link/battery capacity and initial battery level on the network utility is further investigated.*

Index Terms: *Wireless Rechargeable Sensor Network, Network utility maximization, velocity control, mobile charging, Energy Harvesting*

I. INTRODUCTION

With explosive growth of the wireless communication and networking technologies, the Energy Management at each node of Wireless Sensor Network has become essential requirement to prolong the lifetime of the network using wireless rechargeable sensor network. The Wireless Rechargeable Sensor Network acts as platform for applications such as Structural health monitoring & large Scale urban sensing. As sensor nodes has significant importance in terms of cost, size and deployment. One Critical challenge in wireless Sensor Network is energy constraint on the batteries. The Battery can't be replaced as large quantity of nodes which is deployed in the sensing region. To address such an issue, energy management control scheme can be proposed for harvesting of energy in the deployed environment. Energy management control scheme enable through wireless energy transfer technology. Energy Transfer technology has different variety of transmitting types among that Magnetic Induction and electromagnetic radiation are widely used. The Wireless Charging Technologies can vary based on the oscillating frequency and distance on which the electric energy is transmitted. The importance of the charging technology to be should poses following constraint such as high charging efficiency and far field charging. In this Work, we deploy the movable mobile charger which is controlled by the mobile base station. The movement of the mobile charger leads to time and space constraints. The Main Fundamental challenge is control the charging velocity of mobile charge to sensor node. Due to the non-uniform distribution of sensor nodes and different shapes of the moving trajectory, it is non-trivial to continuously determine if the charger should move faster or slower along the trajectory, in order to maximize the charged energy at nodes. In this paper, we propose a new protocol, optimal energy provisioning framework incorporating multiple to optimize the sampling rate and battery level by carefully tackling both the spatial and temporal constraint through coupled link of the wireless sensor nodes. The Wireless Nodes utilizes the dynamic node monitoring model which has to gather the data about energy of the each node as well data sampling rate, Node failure and link failure etc. Each node exhibits different performance, hence it is desirable to represent the movement of the mobile charger using several criteria; therefore we utilize joint heuristic solution to handle to charging movement of the mobile charges based on

the network requirement. The Rest of the paper is organized as follows, Section 2 describes the related work, section 3 describes the proposed model in detail, section 4 deals with experimental analysis and finally section 5 is concluded.

II. RELATED WORK

A. Energy-Balanced Routing Protocol for Data Gathering in Wireless Sensor Networks

Energy is an extremely critical resource for battery powered wireless sensor networks (WSN), thus making energy-efficient protocol design is a key challenging problem. Traditional energy efficient routing protocols always forward packets along the minimum energy path to the sink to merely minimize energy consumption, which causes an unbalanced distribution of residual energy among sensor nodes and eventually results in a network partition.

In this literature, with the help of the concept of potential in physics, an Energy-Balanced Routing Protocol by constructing a mixed virtual potential field in terms of depth, energy density, and residual energy is analysed [5]. The goal of this basic approach is to force packets to move toward the sink through the dense energy area so as to protect the nodes with relatively low residual energy. To address the routing loop problem emerging in this basic algorithm, enhanced mechanisms are proposed to detect and eliminate loops. The basic algorithm and loop elimination mechanism are first validated through extensive simulation experiments. Finally, the integrated performance of the full potential-based energy-balanced routing algorithm is evaluated through numerous simulations in a random deployed network running event-driven applications, the impact of the parameters on the performance is examined and guidelines for parameter settings are summarized.

B. Adaptive and knowledge protocol for Wireless Energy Transfer

In Wireless Rechargeable Sensor Networks (WRSNs) a Mobile Charger traverses the network and wirelessly replenishes the energy of sensor nodes. In contrast to many approaches, we envision methods that are distributed, adaptive and use limited network information using three new, alternative protocols for efficient charging, addressing key issues which we identify, most notably (i) to what extent each sensor should be charged, (ii) what is the best split of the total energy between the charger and the sensors and (iii) what are good trajectories the Mobile Charger should follow. One of our protocols (LRP) performs some distributed, limited sampling of the network status, while another one (RTP) reactively adapts to energy shortage alerts judiciously spread in the network. We conduct detailed simulations in uniform and non-uniform network deployments, using three different underlying routing protocol families. In most cases, both our charging protocols significantly outperform known state of the art methods, while their performance gets quite close to the performance of the global knowledge method (GKP).

III. OUR MODEL

A. Wireless Rechargeable Sensor Network Model

N Sensor node which is battery based system and deploys it in the sensing area which is 2 dimensional in space is a network model. It is employed to monitor the specified environment. Model is bidirectional in order to enable controlling of sensor. Localization method is employed to measure the position of the node in the sensing region which is stored in the routing table. Each Node is enabled with provision of charging its battery in order to avoid network congestion and in order to avoid the energy deficiency. Base Station of sensor node utilizes the charging technology to replenish the energy.

B. Wireless Mobile Charger Model

Mobile charger is cost-efficient and flexible in dealing with network topology changes. Mobile charging scenario, the charger is mounted on a vehicle or a robot which may change its velocity. Moreover, the mobile charger can be combined with the mobile base station to help alleviate network congestion and avoid energy hot spots during data collection. In most mobile charging scenarios, the movement of the charger is time and space-constrained. It is modelled to travel in the pre defined trajectories. Travelling time of the Charge is measured using parameter named as patrolling cycle. Also it determines the velocity and acceleration of the sensing nodes. Wireless charging power at different nodes is described as follows

- 1) The distance between nodes and the charger,
- 2) The transmission power of the charger.

C. Optimal Velocity Control Model

The optimal velocity is determined in order to increase the lifetime of sensor network by controlling the charging velocity of the mobile charger to the sensing nodes. Based on the deployment the charging velocity has to be determined as the sensors close to the

sink node in a monitoring system will consume energy at high rates. Velocity Control scheme depends the Acceleration constraint in the arbitrarily-shaped pre-defined trajectory in a 2D space. Moreover, the velocity control space is infinite, so it is difficult to realize continuous velocity control. It can be achieved by the discretization method that solves the velocity control problem by effectively making a tradeoffs between computation accuracy and overhead. In order to avoid overhead we use discrete velocity model in which the charger's velocity can change only at discrete time.

To discretize the charging power at node is by increasing the radius. The difference of charging power between neighbouring segments of the nodes is described with spatial discretization. Based on the discrete velocity and discretized trajectory, we design a velocity control mechanism by assigning the patrolling cycle T to different segments of the trajectory is bounded by the threshold.

D. Optimal Energy provisioning using Joint coupling Model

Jointly optimize the sampling rate and battery level by carefully tackling the spatiotemporally-coupled link and battery capacity constraints. Spatiotemporally-coupled constraints through primal-dual approach with strong duality and convergence guarantee, we jointly optimize the sampling rate and battery level, and then propose a distributed algorithm to obtain the globally optimal solution. The flow to data to the node exceeds the coverage range the energy depletion of the node increase in rapid manner.

Moreover, since the charger can spend most of time charging the central area where the majority of nodes are located, the average charged energy of nodes is maximized

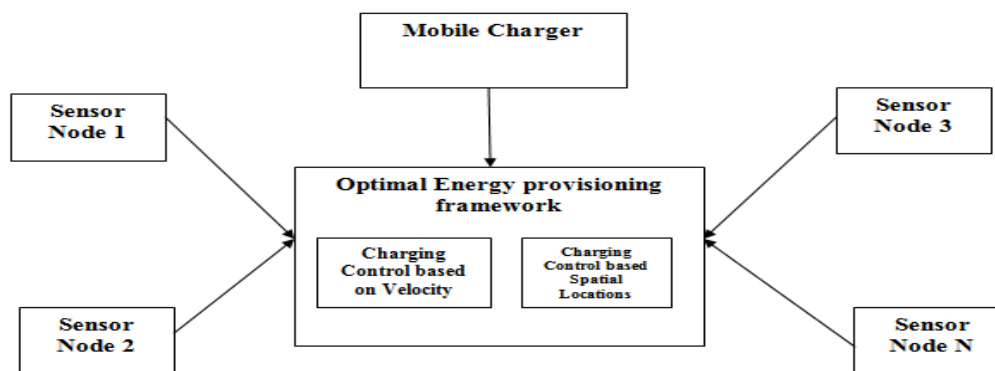


Figure 1- Architecture Diagram of the Joint Coupling based velocity Control

Hence the link constraint determines the velocity control of the charges to the sensor node as depicted clearly about the architecture of the system.

1) Algorithm – Optimal Energy Provisioning Framework

Input

E_n Energy of nth sensor node

M_s – available charge in the Mobile Charger

Output

Depletion rate of Sensor

Velocity rate to sensor

Process

Estimate the Patrolling time T

Determine Time Slot t between the nodes to measure charge level

If (link Rate to node n > threshold)

Maximize the Charging velocity

Else

Minimize the Charging velocity to fixed range

Calculate the depletion rate of the sensing node

Velocity Difference = $V_i - V_{i-1}$

If (velocity difference < threshold)

Replace the Mobile charger

Else

Calculate the depletion rate of the sensor node.

The above Algorithm explains the charging velocity of the mobile charger to the sensing node based on the charge depletion on it.

IV. SIMULATION RESULTS

The Simulation of the Wireless Sensor Node and Mobile Charger is simulated using the development of animation window using Dot net. The Animation Window is designed with 75 nodes of source to monitor the physical environment in the 300*300m area and length of linear trajectory is 300m. The Proposed Mechanism is defined with information such as residual energy of the sensor node and minimum available bandwidth of each node in the routing table.

A. Simulation Setup

In this experiment, simulation results of mobile charging of the sensor node on the arbitrarily shaped moving trajectories. The impact of system parameter such as number of nodes, energy-depletion rate and node distributions, network lifetime and standard deviation of charged energy among the nodes in the network as the performance metrics also considered. The network lifetime is represented by the energy balance of the node with minimum charged energy, and the standard deviation of charged energy among nodes represents charging fairness.

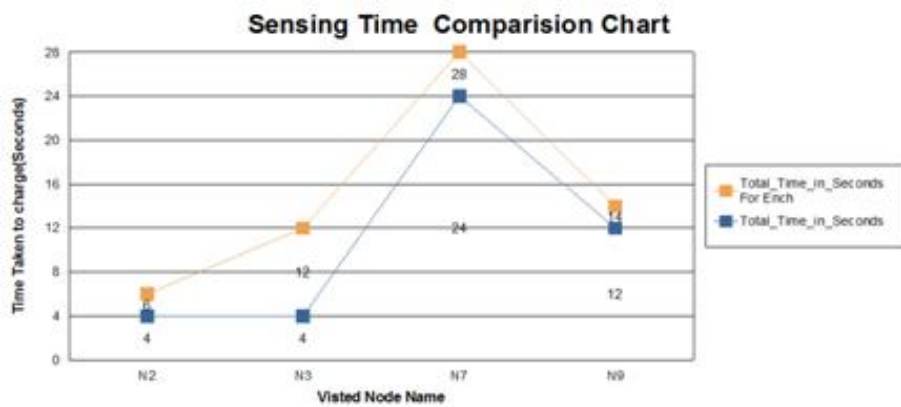


Figure 2 – Sensing rate of the energy charging models

Energy-depletion rates of all nodes are set to 1 and we use charging energy and charged energy interchangeably. The simulation results of the mobile charging based on the joint coupling of link and battery based heuristic constraint is depicted in the figure 2. The charged energy of the node increases as the patrolling cycle T increases. Higher maximum acceleration of the charger yields more charged energy at the node.

However, the impact of incremental maximum acceleration on the charged energy is much less than that of the patrolling cycle.

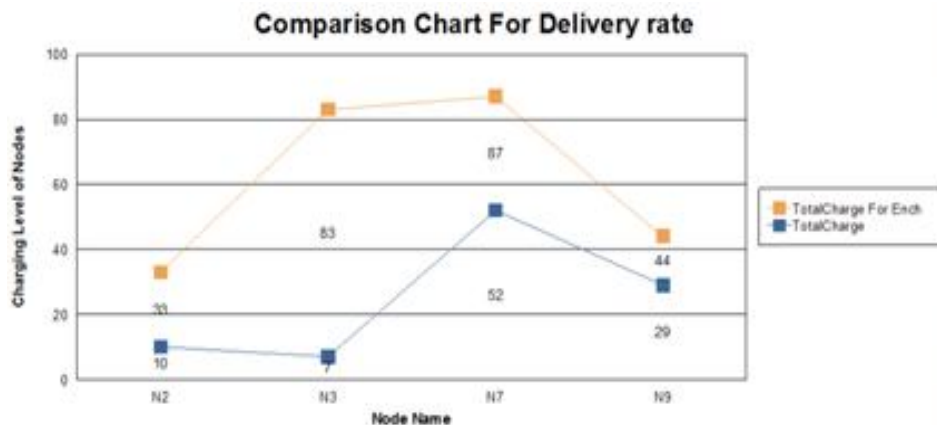


Figure 3 - Data delivery rate based on the Velocity Control

To a smaller patrolling cycle or maximum acceleration, the gain of the network lifetime for a small ρ becomes less noticeable as depicted in the figure 3.

Table 1 – Performance Comparison of Wireless Recharging Model to Wireless Sensor Networks

Technique	Sensing rate	Energy Depletion Rate	Delivery rate	No of fault in the network
Optimal Velocity Control – Existing	10- 20 MHz	2Mhz	2mbps	0.02%
Optimal Energy Provisioning Framework-Proposed	8-4mhz	0.5mhz	2.9mbps	0.01%

To qualitatively analyze the velocity control performance, we also plot the analysis-based upper bound of the network lifetime. The network lifetime gradually increases with the growing maximum acceleration of the charger and the patrolling cycle. Moreover, the gap between our heuristic method and the upper bound is relatively small and remains stable. The standard deviation of the charged energy of different nodes also increases with the increasing patrolling cycle. The table describes the performance of each node in different aspects to the sensing rate and delivery rate. When the number of nodes increases, given the acceleration constraint and the patrolling cycle requirement, the charger needs to balance the charged energy among all nodes at different positions in order to maximize the network lifetime, thus degrading network lifetime. However, if the number of nodes keeps increasing, the network lifetime remains stable.

V. CONCLUSION

We designed and implemented the optimal energy provisioning framework using heuristic, heuristic conditions allowed to optimize the sampling rate and battery level by carefully tackling the spatiotemporally coupled link and battery capacity constraints of the wireless sensor nodes. The Wireless Nodes utilizes the dynamic node monitoring model which has to gather the data about energy of the each node as well data sampling rate, Node failure and link failure etc. Each node exhibits different performance, hence it is desirable to represent the movement of the mobile charger using several criteria; therefore we utilize joint heuristic solution to handle to charging movement of the mobile charges based on the network requirement.

The Simulation results of proposed system demonstrate that the proposed algorithm always achieves higher network utility than existing approaches. In addition, the impact of link/battery capacity and initial battery level on the network utility is further investigated.

REFERENCE

- [1] Jiming Chen, Junkun Li, Shibo He, Tian He, Yu Gu, and Youxian Sun. On energy-efficient trap coverage in wireless sensor networks. *ACM Trans. Sen. Netw.*, 10(1):2:1–2:29, December 2013.
- [2] Jiming Chen, Junkun Li, and T.H. Lai. Energy-efficient intrusion detection with a barrier of probabilistic sensors: Global and local. *IEEE Trans. on Wireless Commun.*, 12(9):4742–4755, September 2013.
- [3] H. Yousefi, M. H. Yeganeh, N. Alinaghipour, and A. Movaghar. Structure-free real-time data aggregation in wireless sensor networks. *Computer Communications*, 35(9):1132–1140, 2012.
- [4] S. He, J. Chen, F. Jiang, D.K.Y. Yau, G. Xing, and Y. Sun. Energy provisioning in wireless rechargeable sensor networks. *IEEE Transactions on Mobile Computing*, 12(10):1931–1942, Oct 2013
- [5] L. Fu, P. Cheng, Y. Gu, J. Chen, and T. He. Minimizing charging delay in wireless rechargeable sensor networks. In *IEEE INFOCOM*, 2013.
- [6] Constantinos Marios Angelopoulos, Sotiris Nikolettseas, and Theofanis P. Raptis. Wireless energy transfer in sensor networks with adaptive, limited knowledge protocols. *Computer Networks*, 70:113–141, September 2014.
- [7] J. Wang, Q. Gao, H. Wang, P. Cheng, and K. Xin, “Device-free localization with multidimensional wireless link information,” *IEEE Transactions on Vehicular Technology*, vol. 64, no. 1, pp. 356–366, 2015.
- [8] S. He, J. Chen, F. Jiang, D. K. Yau, G. Xing, and Y. Sun, “Energy provisioning in wireless rechargeable sensor networks,” *IEEE Transactions on Mobile Computing*, vol. 12, no. 10, pp. 1931–1942, 2013.
- [9] T. J. Kazmierski, L. Wang, G. V. Merrett, B. M. Al-Hashimi, and M. Aloufi, “Fast design space exploration of vibration-based energy harvesting wireless sensors,” *IEEE Sensors Journal*, vol. 13, no. 11, pp. 4393–4401, 2013.
- [10] C. Huang, R. Zhang, and S. Cui, “Throughput maximization for the gaussian relay channel with energy harvesting constraints,” *IEEE Journal on Selected Areas in Communications*, vol. 31, no. 8, pp. 1469–1479, 2013.



10.22214/IJRASET



45.98



IMPACT FACTOR:
7.129



IMPACT FACTOR:
7.429



INTERNATIONAL JOURNAL FOR RESEARCH

IN APPLIED SCIENCE & ENGINEERING TECHNOLOGY

Call : 08813907089  (24*7 Support on Whatsapp)