



iJRASET

International Journal For Research in
Applied Science and Engineering Technology



INTERNATIONAL JOURNAL FOR RESEARCH

IN APPLIED SCIENCE & ENGINEERING TECHNOLOGY

Volume: 5 Issue: X Month of publication: October 2017

DOI: <http://doi.org/10.22214/ijraset.2017.10250>

www.ijraset.com

Call:  08813907089

E-mail ID: ijraset@gmail.com

Thermosyphon Assisted Cooling System in Domestic Refrigerator

Kasibisi Masthanaiah¹, Dr. B. Omprakash², Dr. Ganapathi³

¹M. Tech, Mechanical Engineering, JNTUA College of Engineering, Ananthapuramu, A.P., India,

²Asst. Professor, Mechanical Engineering, JNTUA College of Engineering, Ananthapuramu, A.P., India

³Professor, Mechanical Engineering, Anurag Engineering College, Kodada, Telangana, India

Abstract: *The main problem associated with domestic refrigerator is non uniform cooling in the cabinet i.e. the upper portion of refrigerator is at very low temperature than the bottom portion of refrigerator shelf and also during defrosting time cooling of food products is not carried out. This problem can be eliminated by using thermosyphon, which provides uniform cooling throughout cabinet by using volatile fluid. Here the fluid in thermosyphon absorbs heat from bottom shelf of the refrigerator and rejects the heat at evaporator. So that uniform temperature is maintained in the refrigerator cabinet, which intern reduces the spoilage of food and also reduces the frosting on evaporator coil.*

Keywords: *The rmosyphon, methanol, water.*

I. INTRODUCTION

In today's refrigeration systems there is a problem of non uniform cooling among the shelves of the refrigerator. There is another problem of large defrosting time and no cooling effect during defrosting process. This problem can be eliminated by using thermosyphon assisted domestic refrigerator. Thermosyphon is a passive element maintains uniform temperature throughout refrigerated space and minimizes frosting on the evaporator coil. In the present work two types of thermosyphons are used, one is single phase thermosyphon and another one is two phase thermosyphon. In case of single phase thermosyphon the heat transfer is carried by convection only where as two phase thermosyphon transfer heat by convection and phase change. In single phase thermosyphon working medium is non volatile in nature and in two phase thermosyphon the working medium is volatile in nature. In the present work the volatile fluid used in thermosyphon is methanol and non volatile fluid is water.

II. LITERATURE REVIEW

McDonald et al. (1) the initial experimental study was limited to the performance of single loops. Results were obtained using two different working fluids, R-113 and R-11. The performance curves were presented in terms of loop conductance defined as the inverse of the effective thermal resistance offered by the thermosyphon loop between the heat source and the heat sink. The amount of refrigerant in the system, the angle of inclination of the evaporator and condenser tubes, and the source and sink temperatures were systematically varied. Evaporator dry out and condenser flooding were the two determining factors in arriving at optimum system performance.

Ali and McDonald et al. (2) simulated the performance of thermo siphon loops by utilizing the available empirical correlations for evaporation and condensation heat transfer coefficients, and single-phase and two- phase pressure drops. Based on the above simulation, McDonald and Ali generated performance characteristics of the 3 thermosyphon loops which compared reasonably well with the experimental results.

McDonald and Sampathet al.(3)Further experimental studies on unidirectional and bidirectional thermosyphon loops were conducted. In general, these studies indicate that the amount of refrigerant, or charge, is a very important factor in the system performance.

Seki et al.(4) studied the concentric tube thermosyphon, and proposed correlations for boiling heat transfer coefficient in annular spaces for design purposes. Concentric tube thermosyphon offers a simplified system by using the annular region to boil off the refrigerant, which rises to a condensing space above. Condensed liquid is returned to the bottom of the annular region through the inner tube.

III. EXPERIMENTAL SETUP & METHADODOLOGY

The layout of the thermosyphon assisted domestic refrigeration cycle as shown in figure 1. The main components are R600a compressor, thermosyphon, condenser, capillary tube, expansion valve. The thermosyphon has actually made with coppersheet as shown in figure 3. The main objective of thermosyphon is to maintain uniform temperature throughout refrigerated space. In the

proposed layout of the tested refrigeration system, the thermosyphon is placed on the top of the evaporator as shown in the fig. Secondary function of the thermosyphon is eliminates frosting on evaporator.

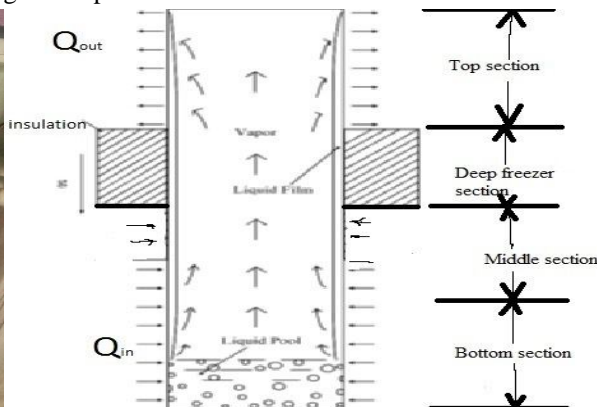


Fig. 1 Thermosyphon assisted domestic refrigerator Fig 2: Schematic diagram of thermosyphon

A) *Thermosyphon working*

A two-phase closed thermosyphon is a type of heat pipe without an internal wick, as shown in Fig. 2 It is simple in construction and design, consisting of a hollow tube that is oriented vertically and has been evacuated and filled with a working fluid. Heat is added at the bottom shelf of refrigerator, vapourizing the working fluid and causing it to rise to the top of the device to the evaporator. Heat is removed in the evaporator, causing the vapour to condense onto the pipe wall. The liquid flows back down the sides to the bottom shelf of refrigerator by gravity and the process repeats. An optional, insulated middle section, called the adiabatic section, may be present as well. The heat transfer mechanisms in the bottom shelf of refrigerator are more complicated than those in the evaporator because the falling liquid film and the liquid pool in the bottom of the device participate in the phase change and heat transfer simultaneously. Different heat transfer regimes are possible, depending on the intensity of the wall heat flux in both liquid film and liquid pool. Several factors limit to the maximum heat transfer that can pass through the thermosyphon. Dry-out occurs when there is not enough working fluid present, and dry regions form on the evaporator walls. Conversely, if too much liquid is present, pool flooding occurs, in which the liquid pool fills and then expands beyond the bottom section due to nucleate boiling. The counter-current flooding limit occurs at high vapour velocities where the upward-moving vapour exerts significant shear stress on the falling liquid film, causing the film thickness to increase or separate from the wall completely.

IV. EXPERIMENTAL RESULTS

A) *Comparison of refrigerator shelves temperatures*

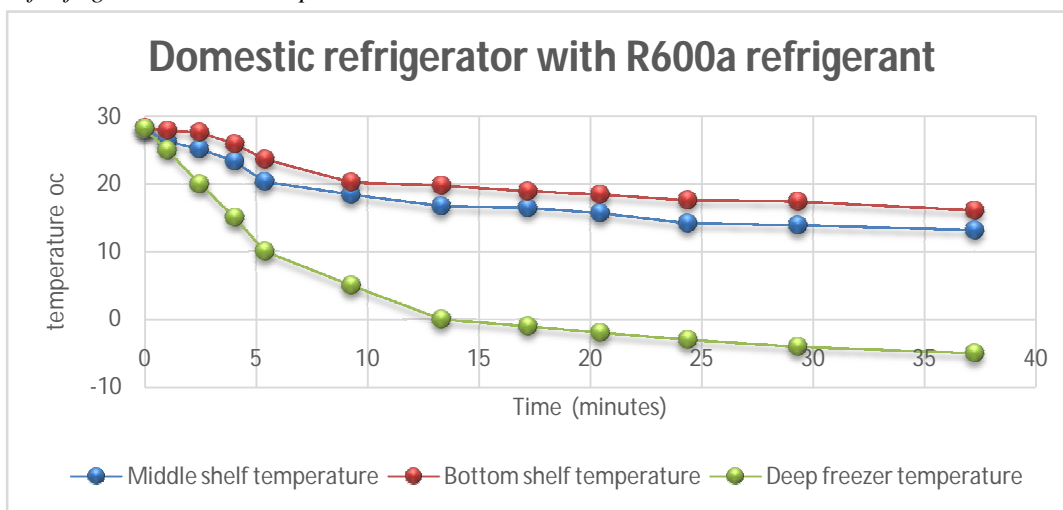


Fig. 3 Time vs Shelves temperature of domestic refrigerator

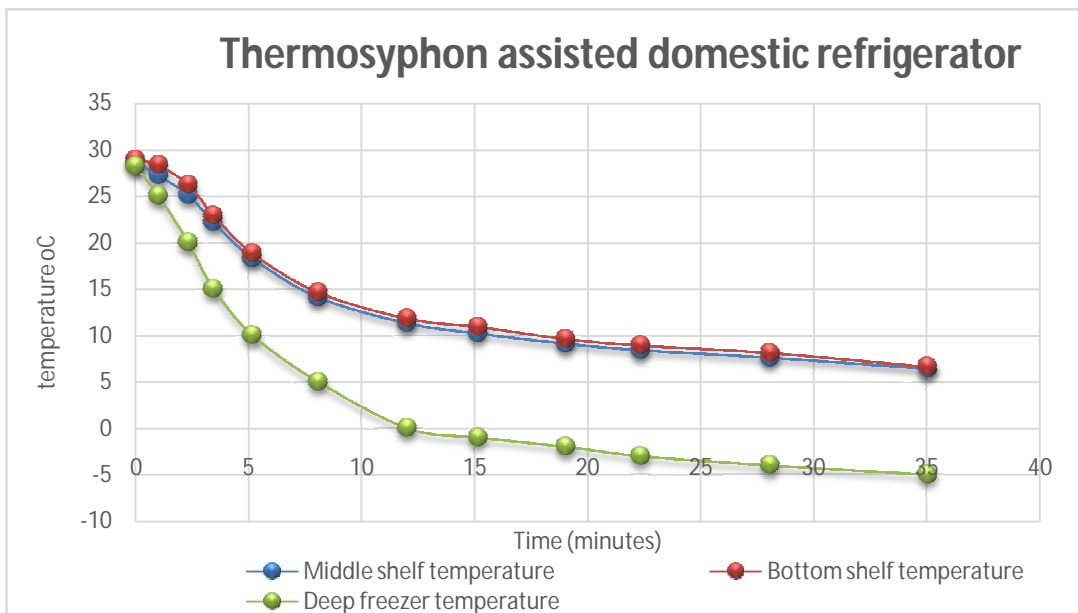


Fig 4 Time vs Shelves temperature of thermosyphon assisted domestic refrigerator

Time taken at different shelves temperatures of thermosyphon in domestic refrigerator is shown in fig 4.1 in the domestic refrigerator, the difference between the middle shelf temperature and bottom shelf temperature is high due to the low convecting medium (air) used. To overcome this disadvantage by thermosyphon assisted refrigerator. In the case of thermosyphon refrigerator the difference between the middle shelf temperature and bottom shelf temperature very low while comparing to the domestic refrigerator.

B) Comparison of refrigerants methanol and water used in thermosyphon:

The following graphs shows, the variation of temperature in the refrigerator cabin by varying refrigerants in thermosyphon.

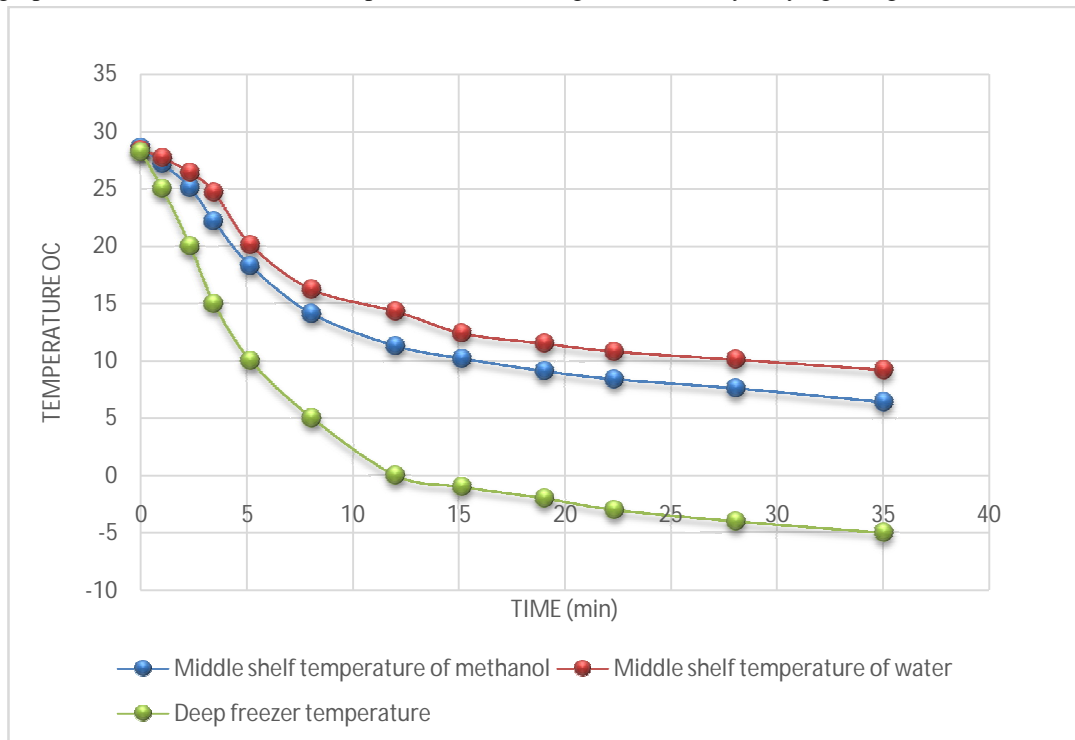


Fig. 5 Time vs middle shelf temperature of methanol and water

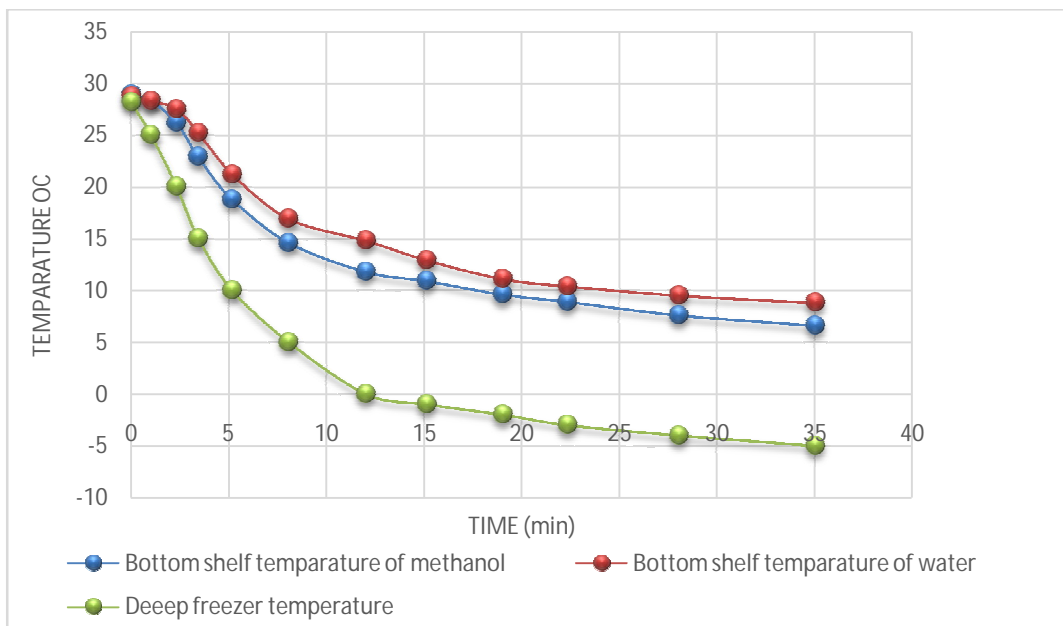


Fig. 6 Time vs bottom shelf temperature of methanol and water

This graph clearly shows that methanol has high affinity to cool the refrigerator shelves compared to water. Methanol easily evaporates by taking heat from bottom shelf whereas water has high boiling point it not evaporates. Methanol minimizes the refrigerator shelves temperature by taking latent heat from surroundings and delivers it to evaporator but water reduce the refrigerator shelves temperature by circulating heat from evaporator to refrigerator shelves, due to this load on the evaporator increases and cooling rate reduced.

C) Comparison of cop of domestic refrigerator and thermosyphon assisted domestic refrigerator:

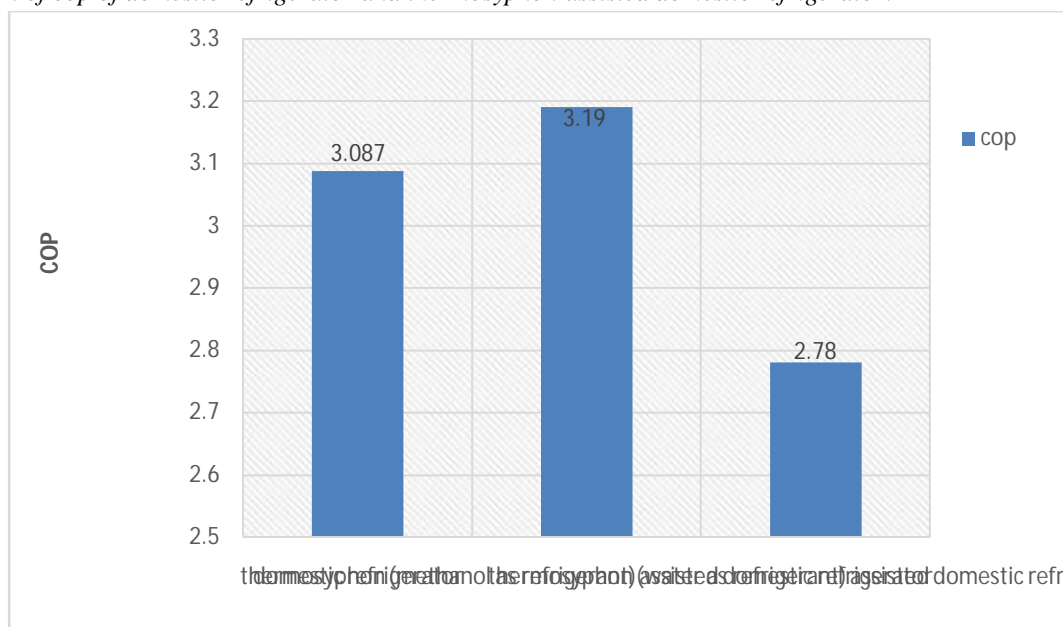


Fig. 7 Comparison of coefficient of performance

The bar graph show coefficient of performances of domestic refrigerator and thermosyphon assisted domestic refrigerator. Here the cop of thermosyphon assisted domestic refrigerator is slightly greater than the domestic refrigerator. This is due additional refrigerating effect of methanol in thermosyphon. Therefore the increase in cop of domestic refrigerator with thermosyphon (methanol as refrigerant) is 3.3% but in case of thermosyphon with water refrigerant refrigerator cop is slightly decreased by 9.9%.

D) Comparison of defrosting times of domestic refrigerator and thermosyphon assisted refrigerator:

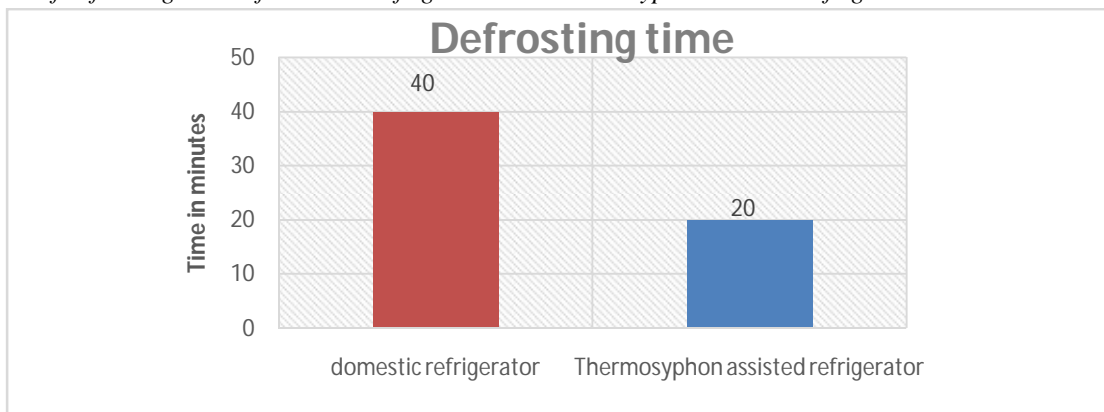


Fig. 8 Comparison of defrosting times

For 16 hours continuously run, in domestic refrigerator the defrosting time is very high when compared to thermosyphon assisted refrigerator. Because the methanol present in thermosyphon increases the defrosting rate by rejecting latent heat of condensation enormously

V. CONCLUSION

Tests were performed on a domestic refrigerator and a thermosyphon made from a copper tube. The results clearly shows thermosyphon assisted domestic refrigerator provides uniform temperature among the shelves of refrigerated space. This system successfully minimizes defrosting time and also provides cooling effect during defrosting time. Thermosyphon with methanol as refrigerant maintains better uniform temperature among shelves of the refrigerated space than water as refrigerant in thermosyphon. The coefficient of performance thermosyphon assisted domestic refrigerator is slightly increased due additional refrigerating effect of methanol in thermosyphon but in case of thermosyphon with water as refrigerant slightly decrease the cop.

- A. The percentage decrease in bottom shelf temperature of thermosyphon (methanol as refrigerant) assisted domestic refrigerator is 59.01% and the percentage increase in bottom shelf temperature of thermosyphon (water as refrigerant) is 33.54%.
- B. The percentage decrease in defrosting time of thermosyphon assisted refrigerator is 50% when compared to domestic refrigerator.
- C. The percentage increase in cop of thermosyphon (methanol as refrigerant) assisted domestic refrigerator is 3.3% and the percentage decrease in cop of thermosyphon (water as refrigerant) is 9.9%.

REFERENCES

- [1] U.S. Energy information administration, Annual energy outlook 2015, Data table A4.2015.
- [2] U.S. Energy information administration, COMMERCIAL BUILDINGS ENERGY CONSUMPTION SURVEY (CBECS), 2016.
- [3] U.S. Environmental protection agency and U.S. Department of Energy ENERGYSSTAR [cited 2016,may 12]; Available from : www.energystar.gov.
- [4] Dunn, P.D. and D.Reay, Heat pipes. 2012: Elsevier.
- [5] Lukitobudi, A.R., et al., design, construction and testing of a thermosyphon heat exchanger for medium temperature heat recovery in bakeries. Heat recovery systems and CHP, 199. 15(5): p. 481-491.



10.22214/IJRASET



45.98



IMPACT FACTOR:
7.129



IMPACT FACTOR:
7.429



INTERNATIONAL JOURNAL FOR RESEARCH

IN APPLIED SCIENCE & ENGINEERING TECHNOLOGY

Call : 08813907089  (24*7 Support on Whatsapp)