



IJRASET

International Journal For Research in
Applied Science and Engineering Technology



INTERNATIONAL JOURNAL FOR RESEARCH

IN APPLIED SCIENCE & ENGINEERING TECHNOLOGY

Volume: 5 Issue: XI Month of publication: November 2017

DOI:

www.ijraset.com

Call:  08813907089

E-mail ID: ijraset@gmail.com

A Review on Progress in Electrical Discharge Machining and Theoretical Models

J.Prasanna¹, K.Kalaiarasi²

¹Assistant Professor, Department of Mechanical Engineering, Anna University Chennai

²Research Scholar, Department of Electronics and Communication Engineering, Anna University Chennai

Abstract: *Electrical discharge machining (EDM) is one of the most non-conventional machining forms. EDM process depends on the thermoelectric vitality between the work piece and a cathode. A pulse discharge to happen in a little hole between the work piece and the cathode and expels the undesirable material from the parent metal through liquefying and vaporizing. The electrode and the work piece must have electrical conductivity to generate the spark. There are different sorts of items which can be delivered by EDM such as dies and moulds. The Auto motive industry, Aerospace parts and surgical components are manufactured by EDM process. This paper focuses on dry EDM machining, EDM with powder additives, EDM in water and advanced technique to predict the EDM performance.*

Keywords: *EDM, ultrasonic vibration, dry EDM, dielectric, powder additives, modeling.*

I. INTRODUCTION

Electrical discharge machining (EDM) is one of the most broadly utilized non-customary material expulsion forms. It's a kind of component of utilizing warm vitality to machine electrically conductive parts respect less of hardness which had been used in the manufacture of moulds, die, automation and surgical segments. Moreover, EDM does not make mechanical contact between the electrode and the work piece wiping out mechanical burdens and vibration issues of machining. Today, an anode as little as 0.1 mm can be utilized to penetrate holes into blend surface without drill meandered[1]. In the manufacturing procedure chains for such items, different machining procedures such as small scale processing, miniaturized scale EDM, Laser removal, etc. be required to machine final parts [2]. The EDM machine comprises of a closed chamber, where the continuous spark is utilized to machine the work piece material within the sight of a reasonable dielectric medium, typically Paraffin oil. The work piece is EN41 material is of positive extremity, while the apparatus consists of acopper is of negative extremity. The Surface Roughness assumes an imperative part of any assembling work to distinguish the degree of the surface complete with reference to time and cost[3].The future trend work was observed in advanced materials, surface finishing using powder additives, ultrasonic based EDM[4]. The survey displayed in this paper is on current EDM technique about researches did by analysts on machining procedures such as ultrasonic vibration, dry EDM machining, EDM with powder added substances and EDM in water and displaying procedures in foreseeing EDM performances. The territories are chosen on account of the novel systems utilized (ultrasonic vibration and powder added substances), the ecological viewpoint (dry machining and EDM in water) and exertion towards approving and foreseeing EDM execution (displaying method). Each topic will show the exercises completed by the specialists and the improvement in the region that brings it to the present patterns.

II. ULTRASONIC VIBRATION

The higher effectiveness picked up by the work of ultrasonic vibration is essentially attributed to the change in dielectric flow which encourages the debris removal and the production of an expansive weight change of the terminal and the work piece, as an upgrade of liquid metal discharge from the surface of the work piece[5]. The pulse discharge is created by the relative movement between the tool and the work piece and diminishing its cost. It is easy to deliver a joined innovation which profits by the ethics of ultrasonic machining and EDM [6].discuss about the ultrasonic vibration in gas. The gas is connected to the inward gap between a thin-walled pipe anode. The outcome demonstrates that the MRR expanded as for the expansion of open voltage, pulse duration, amplitude of ultrasonic activation, discharge current [7].Built up a hypothetical model to evaluate the roughness of finished surface.

III. MACHINING OF MICRO HOLES

Demonstrate that the depth of micro holes by EDM with ultrasonic vibration increased as around two times as that without ultrasonic vibration and machining rate expanded [8]. Small scale EDM is an outstanding procedure of hard to cut materials. It is particularly gainful while machining complex micro structures such as profound bores, notches. Inside this examination the small scale EDM processing of zirconia is researched with a specific end goal to additionally comprehend the components of ceramic

machining. Roughness and surface attributes are analyzed and compared to the proportionate metal parts[9].5µm machining micro holes is achieved in quartz glass and silicon. During machining process high tool wear is achieved[10].The ultrasonic micro EDM shows higher efficiency than micro EDM shows the result of stainless steel with 0.5mm thickness and the electrode in tungsten with 43 µm diameter[11].

IV. DRY EDM

This examination explores the impacts on the terminal lead and tilt points and dielectric liquid stream rate on material expulsion rate, device anode wear proportion, and surface roughness in dry electrical release machining (EDM) process[41].High speed drilling machine is achieved which results in high material removal rate[42]. This study shows that fast dry compound machining of Ti6Al4V shows the best possible machining parameters[43]. High speed dry electrical release machining (EDM) is a novel and promising machine technique, which acquires higher material evacuation rate, lower surface roughness and more slender width of overcut when compared dry EDM[44]. The MRR of dry EDM is more often than not in tens mm³/min, though the MRR of the proposed technique can be as high as 5162 mm³/min[45]. Dry Wire Electrical Discharge Machining (WEDM) is a recently created innovation that utilized gasses as dielectric and in favor of ecological insurance. Dry finishing of WEDM offers better straightness, lower surface roughness and shorter gape length[46].Fig.1 shows the proportion of research studies made in Dry EDM.It has been observed that the dry EDM can be applied for EDM, UEDM and WEDM.

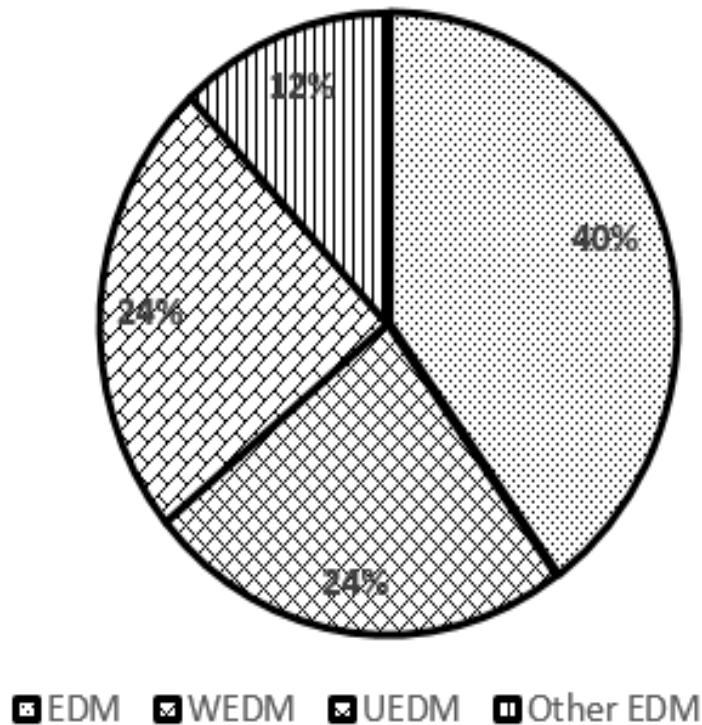


Fig. 1. Research studies conducted in Dry EDM

V. WIRE EDM

Wire cut EDM is widely used technique which consists of wire wound and the active part of the wire changes constantly. Neural network, Taguchi designed, Fuzzy logic controller ,ROBOCUT etc. is some of the method used in wired EDM process to achieve high MRR and low surface roughness. Fig. 2 Shows the WEDM progress from older to new technique which improves the performance.

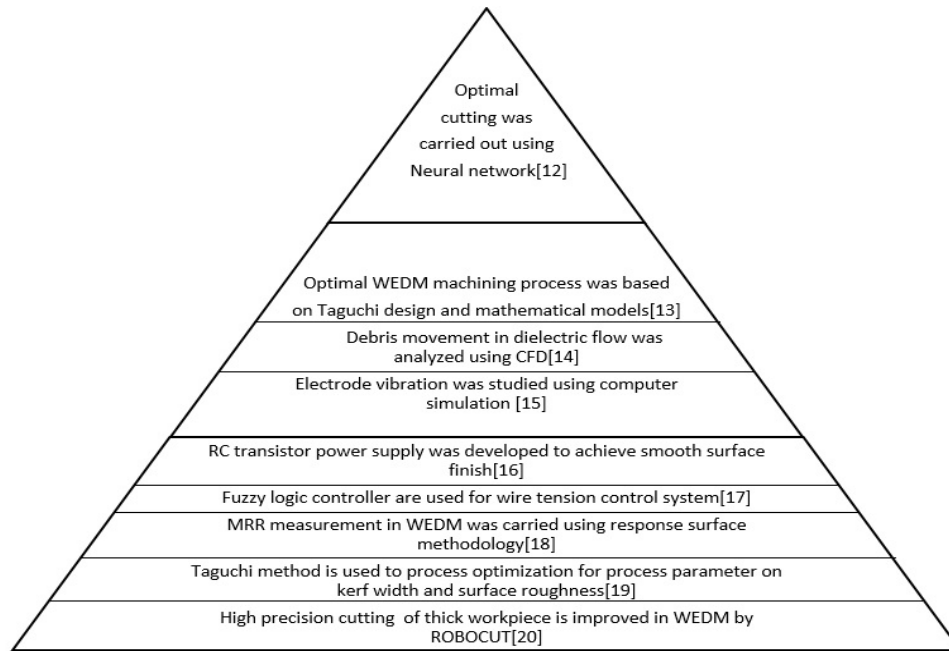


Fig.2.Progress in WEDM research

VI. POWDER ADDITIVES

Improvement on the properties of gypsum-based composites with reused isostatic graphite powders from the processing creation of molds for Electrical Discharge Machining (EDM) utilized as new filler[47]. Surface Characterization and Multi-reaction streamlining of EDM process parameters utilizing powder blended dielectric such as silicon carbide is used as a dielectric medium[48].ZrN powder was used as dielectric on different heating temperature and impurity content was measured using inductively Coupled Plasma Mass Spectrometry[49].

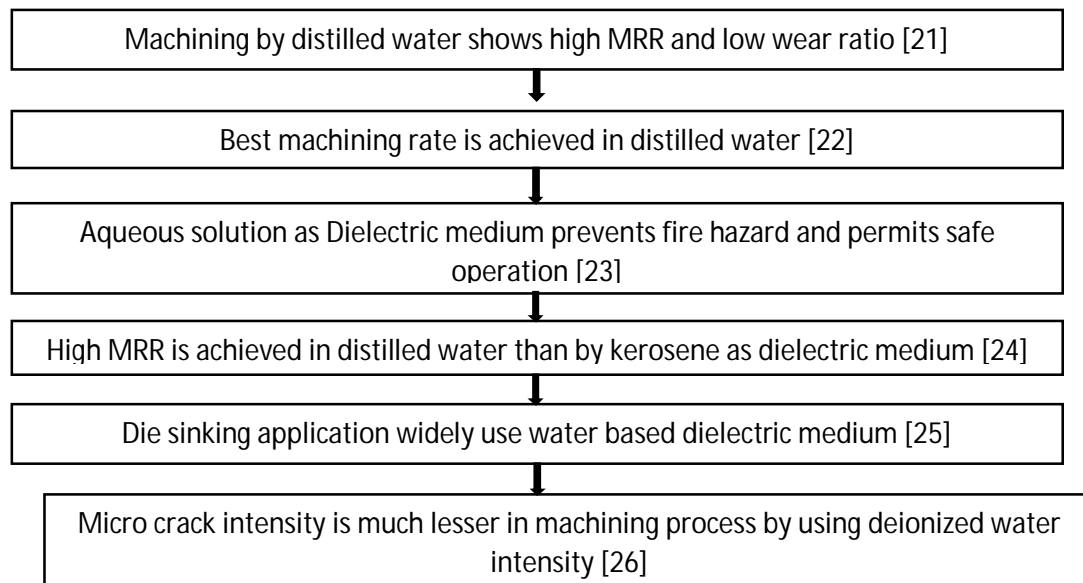


Fig.3.Advantages of using water based dielectric in EDM

Fig 3. shows the advantages of water based dielectric in EDM which results in Water-based dielectric can replace hydrocarbon oils since it is earth safe. When contrasting the execution of water-based dielectric with hydrocarbon oil ,it demonstrates that the surface finished in refined water is better contrasted with kerosene. Examination ought to be made to assess the execution of water-based dielectric in machining propelled materials.

VII. MODELING

used the dimensional analysis to find the tool wear. The equation shows the volume of material eroded, thermal conductivity, heat of vaporization of electrode material [27]. The result shows the good finding of pulse on time, gap voltage when compared to experimental finding [28]. Dimensional analysis shows the good surface finish, MRR and tool wear [29] and result shows the less than 10% surface finish model and less than 20% MRR [30]. Single and multiple statistical regression models are found for texture parameters [31]. Heat transfer model was analyzed for EDM parameters such as pulse duration, pulse energy, MRR and crater shape [32]. Thermal model was illustrated by data dependent system [33]. Online wire rupture monitoring system was carried out by sparking frequency monitor [34]. Variable mass cylindrical plasma models were introduced [35]. EDM process modeling was done by artificial neural network [36]. ANN provides more accurate results of the parameters such as pulse on time, pulse off time and discharge current [37]. Tangent sigmoid multi-layered perceptron (TANMLP), radial basis function network (RBFN) are used to predict the surface finish [38]. More accurate result was found by this model during machining process to predict MRR [39]. Surface methodology was observed for pulse on time and pulse of time which shows the optimum speed cutting of 3mm/min [40]. Fig 4. Shows the various simulating model for input and output parameters for EDM research.

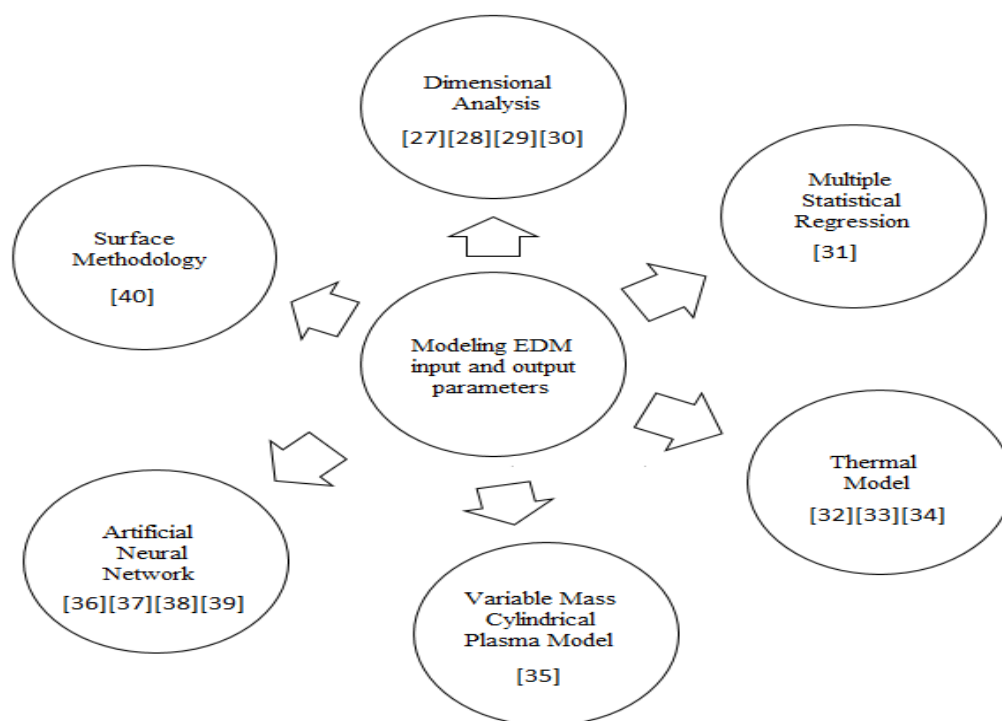


Fig.4. Theoretical models available in simulating the input and output parameters.

VIII. CONCLUSION

In this paper, a literature survey of the papers detailed by researchers on EDM, WEDM of propelled materials and its parameters has been introduced. EDM has gotten numerous upgrades machining process as in recent years. The capacity of machining parts and hard material has made EDM as one of the most famous machining forms. EDM innovation stays essential for cutting new hard materials. The survey of the examination in EDM on ultrasonic vibration, dry EDM machining, EDM with powder added substances, EDM in water and demonstrating modelling technique was displayed.

REFERENCES

- [1] S. Kalpajian, S.R. Schmid, Material removal processes: abrasive, chemical, electrical and high-energy beam, in: Manufacturing Processes for Engineering Materials, Prentice Hall, New Jersey, 2003, p. 541.
- [2] Löhle D., Hausselt J., Microengineering of Metals and Ceramics part 1&2, Advanced Micro and Nanosystems Vol. 3, Wiley-VCH Verlag GmbH & Co. KGaA, Weinheim; 2005.
- [3] E. C. Jameson: Book on Electrical discharge machining: tooling, methods and applications, 2001 edition.
- [4] K.P. Rajurkar, Handbook of Design, Manufacturing and Automation, Chapter 13: Nontraditional Manufacturing Processes, Wiley, USA, 1994.
- [5] Z.N. Guo, T.C. Lee, T.M. Yue, W.S. Lau, A study of ultrasonic-aided wire electrical discharge machining, Journal of Materials Processing Technology 63 (1997) 823–828.

- [6] Q.H. Zhang, R. Du, J.H. Zhang, Q. Zhang, An investigation of ultrasonic-assisted electrical discharge machining in gas, *International Journal of Machine Tools & Manufacture*, DOI:10.1016/j.ijmachtools.2005.09.023.
- [7] Q.H. Zhang, J.H. Zhag, S.F. Ren, Z.W. Niu, X. Ai, A theoretical model of surface roughness in ultrasonic assisted electrical discharge machining in gas, *Journal of Materials Processing Technology* 7 (2005) 381–390.
- [8] Ogawa Hitoshi, Nogami Teruo, Marimoto Iwao, Study of Micro Machining of Metals by EDM with High Frequency Vibration, Takushima Prefectural Industrial Technology Center, 1999–2001.
- [9] A.Schubert,H.Zeidler,M.Hahn, Micro EDM milling of electrically nonconducting zirconia ceramics, 6(2013) 297-302.
- [10] C. Gao, Z. Liu, A study of ultrasonically aided micro-electricaldischarge machining by the application of work piece vibration,*Journal of Materials Processing Technology* 139 (2003) 226–228.
- [11] Gunawan Setia Prihandana, M. Hamdi, Y.S. Wong, KimiyukiMitsui, Effect of vibrated electrode in electrical discharge machining, *Proceedings of the First International Conference and SeventhAUN/SEED-Net Fieldwise Seminar on Manufacturing and Material Processing*, 14–15 March 2006, Kuala Lumpur, pp. 133–138(ISBN:983-42876-0-7).
- [12] Y.S. Tarn and L.K. Chung *Int. J. Mach,Tools Manufacture* 35 (1995) 1693.
- [13] Y.S. Liao, J. T Huang and H.C. Su *J Mater Process Tech.* 71 (1997) 487.
- [14] S. Banerjee *Journal of Materials Processing Technology* 65 (1997) 134.
- [15] Z.N. Guo, T.M. Yue, T.C. Lee and W.S. Lau *Journal of Materials Processing Technology*142 (2003) 576.
- [16] M. Yan and Y. Lai *International Journal of Machine Tools and Manufacture* 47 (2007)1686.
- [17] M. Yan and C. Fang *Journal of Materials Processing Technology* 205 (2008) 128.
- [18] M.J. Haddad and A. Fadaei Tehrani *Journal of Materials Processing Technology* 199 (2008) 369.
- [19] Shivkant tilekar,Sankha Shuvra Das, Process Parameter Optimization of Wire EDM on Aluminum and Mild Stell by Using Taguchi Method,5(2014) 2577-2584.
- [20] Yushi Takayama,Yushinori Makino ,The latest Technology of Wire cut EDM,42(2016) 623-626.
- [21] M.L. Jeswani, Electrical discharge machining in distilled water,*Wear* 72 (1981) 81–88.
- [22] S. Tariq Jilani, P.C. Pandey, Experimetal investigations into the performance of water as dielectric in EDM, *International Journal of Machine Tool Design and Research* 24 (1984) 31–43.
- [23] W. Koenig, L. Joerres, A aqueous solutions of organic compounds as dielectric for EDM sinking, *CIRP Annals—Manufacturing Technology* 36 (1987) 105–109.
- [24] S.L. Chen, B.H. Yan, F.Y. Huang, Influence of kerosene and distilled water as dielectric on the electric discharge machining characteristics of Ti-6Al-4V, *Journal of Materials Processing Technology* 87 (1999) 107–111.
- [25] F.N. Leao, I.R. Pashby, A review on the use of environmentally friendly dielectric fluids in electrical discharge machining, *Journal of Materials Processing Technology* 149 (2004) 341–346.
- [26] B. Ekmekci, O. Elkoca, A. Erden, A comparative study on the surface integrity of plastic mold steel due to electric discharge machining, *Metallurgical and Materials Transactions B:Process Metallurgy and Materials Processing Science* 36 (2005) 117–124.
- [27] M.L. Jeswani, Dimensional analysis of tool wear in electrical discharge machining, *Wear* 55 (1979) 153–161.
- [28] P.-J. Wang, K.-M. Tsai, Semi-empirical model on work removal and tool wear in electrical discharge machining, *Journal of Materials Processing Technology* 114 (2001) 1–17.
- [29] K.-M. Tsai, P.-J. Wang, Semi-empirical model of surface finish on electrical discharge machining, *International Journal of Machine Tools & Manufacture* 41 (2001) 1455–1477.
- [30] P.-J. Wang, K.-M. Tsai, Semi-empirical model on work removal and tool wear in electrical discharge machining, *Journal of Materials Processing Technology* 114 (2001) 1–17.
- [31] G. Petropoulos, N.M. Vaxevanidis, C. Pandazaras, Modeling of surface finish in electro-discharge machining based upon statistical multi-parameter analysis, *Journal of Materials Processing Technology* 155–156 (2004) 1247–1251.
- [32] S. Tariq Jilani, P.C. Pandey, Analysis and modeling of EDM parameters, *Precision Engineering* 4 (1982) 215–221.
- [33] S.M. Pandit, K.P. Rajurkar, Stochastic approach to thermal modeling applied to electro-discharge machining, *Journal of Heat Transfer* 105 (1983) 555–562.
- [34] K.P. Rajurkar, W.M. Wang, Thermal modeling and on-line monitoring of wire-EDM, *Journal of Materials Processing Technology* 38 (1993) 417–430.
- [35] P.T. Eubank, M.R. Patel, M.A. Barrufet, B. Bozkurt, Theoretical models of the electrical discharge machining process. III. The variable mass, cylindrical plasma model, *Journal of Applied Physics* 73 (1993) 7900–7909.
- [36] I. Gopal, K.P. Rajurkar, Artificial Neural Network approach in modelling of EDM process, *Intelligent Engineering Systems Through Artificial Neural Networks* 2 (1992) 845–850.
- [37] K.-M. Tsai, P.-J. Wang, Comparisons of neural network models on material removal rate in electrical discharge machining, *Journal of Materials Processing Technology* 17 (2001) 111–124.
- [38] K.-M. Tsai, P.-J. Wang, Predictions on surface finish in electrical discharge machining based upon neural network models, *International Journal of Machine Tools & Manufacture* 41 (2001) 1385–1403.
- [39] D.K. Panda, R.K. Bhoi, Artificial neural network prediction of material removal rate in electro discharge machining, *Materials and Manufacturing Processes* 20 (2005) 645–672.
- [40] A.B. Puri, B. Bhattacharyya, Modeling and analysis of white layer depth in a wire-cut EDM process through response surface methodology, *International Journal of Advanced Manufacturing Technology* 25 (2005) 301–307.
- [41] Masahiro,FujikiJunNiAlbert, J.Shih,Investigation of the effects of electrode orientation and fluid flow rate in near-dry EDM milling,49(2009), 749-758.
- [42] MasanoriKunleadaa,YukinoriMiyoshia,TsutomuTakaya,aNobuhiroNakajimab,YuZhanBobMasahiroYoshidac,High Speed 3D Milling by Dry EDM,52(2003) ,147-150.
- [43] YangShen,YonghongLiu,WanyunSun,HangDong,YanzhenZhang,XiaolongWang,ChaoZhengRenjieJiHigh-speed dry compound machining of Ti6Al4V,224(2015), 200-207.



- [44] YangShen,YonghongLiu,WanyunSun,YanzhenZhang,High-speed near dry electrical discharge machining,233(2016), 9-18.
- [45] YangShen,YonghongLiu,YanzhenZhang,HangDong,High-speed dry electrical discharge machining,93(2015) ,19-25.
- [46] T.Wang,J.Zhe,Y.Q.Zhang,Y.L.LiX.R.Wen,Thermal and Fluid Field Simulation of Single Pulse Discharge in Dry EDM,6(2013),427-431.
- [47] N.Flores Medinaab,M. MarBarbero-Barrerab,RosaBustamanteb,Improvement of the properties of gypsum-based composites with recycled isostatic graphite powder from the milling production of molds for Electrical Discharge Machining (EDM) used as a new filler,107 (2016), 17-27.
- [48] S.Tripathya,D.K.Tripathyb,Surface Characterization and Multi-response optimization of EDM process parameters using powder mixed dielectric,Volume 4, 2017, 2058-2067.
- [49] LiYin Mark, Ian Jones,Synthesis of ZrN powders by aluminum-reduction nitridation of ZrO₂ powders with CaCO₃ additive,Volume 43, 2017, 3183-3189.



10.22214/IJRASET



45.98



IMPACT FACTOR:
7.129



IMPACT FACTOR:
7.429



INTERNATIONAL JOURNAL FOR RESEARCH

IN APPLIED SCIENCE & ENGINEERING TECHNOLOGY

Call : 08813907089  (24*7 Support on Whatsapp)